

Price and Specification Guide
11 May 2021 | Model Year 2021C/22A



Combo Life

Including Combo-e Range (MY2022A)

Contents

To find the information you want use the links below to navigate around the guide:

[Choose your Trim Level](#)

[Range Highlights](#)

[Models](#)

[Prices](#)

[Features/Options](#)

[Infotainment](#)

[Interior Style and Comfort](#)

[Exterior Colours](#)

[Wheels and Tyres](#)

[Engines and Technical Data](#)

[Performance, Economy and Emissions](#)

[Specifications](#)

[Dimensions and Capacities](#)

[Accessories](#)

[Company Car Information](#)

[Further Information](#)

Choose Your Trim Level

Edition



VX_COM_31958.psd

First up in the range is the Combo Life Edition, which is packed with plenty of practical features as standard. Choose from 5- or 7-seats.

SE



VX_COM_e_31961.psd

The Combo-e Life SE is fully-electric that's heavy on features but light on your pocket. It's available with a choice of two lengths and 5- or 7-seats

SE models even come in your choice of lengths with either petrol automatic or diesel models.

Elite



VX_COM_31959.psd

Combo Life Elite completes the range, with a little more exterior style and extra comfort features. Again, you can choose from 5- or 7-seats.

Combo Life Range Highlights

Edition

Standard features include:

- Multimedia system
 - 8-inch colour touchscreen
 - AM/FM/DAB digital radio
 - Bluetooth®
 - Apple CarPlay/Android Auto™
 - Front USB connection
- Six speakers
- 3.5-inch colour instrument display
- 60/40 split-folding rear seat back
- Air conditioning
- Steering wheel mounted audio controls
- Height-adjustable driver's seat
- Chrome-effect interior door handles
- Luggage compartment cover
- Electrically adjustable/heated door mirrors
- Electrically operated front windows
- Nearside and offside sliding side-access door with opening windows
- Daytime running lights
- Tailgate with heated rear window and wiper
- Body-colour front and rear bumpers
- Side-protection mouldings
- Emergency tyre inflation kit
- Front fog lights
- Body-colour exterior door handles and side-access door rail covers
- Rear parking distance sensors
- Automatic emergency braking with pedestrian detection
- Electronic stability programme with traction control
- Forward collision alert
- Lane departure warning with lane keep assist
- Automatic lighting control
- Cruise control with speed limiter
- Speed sign recognition
- Six airbags
- Driver drowsiness system
- Tyre pressure monitoring system

Edition 7-seat

7-seat models additionally feature:

- Two individual split-folding and removable third-row seats
- Sliding facility for third-row seats (XL models only)

Combo-e Life SE/SE

Features over Edition models:

- Chrome-effect instrument rings
- Leather-covered steering wheel
- Fold-flat front passenger seat with armrest
- Front-seat back pockets
- Two foldable tables with cupholders
- Body-colour door mirrors
- Body-colour side-protection mouldings
- 16-inch alloy wheels
- Rain-sensitive windscreen wipers
- High beam assist
- Electrically operated rear windows
- Electrically foldable door mirrors
- Dark-tinted rear windows
- Panoramic rear-view camera
- LED daytime running lights
- Opening tailgate window
- Vauxhall Connect (electric models only)
- Keyless entry (petrol automatic models only)

Combo-e Life SE/SE 7-seat

Elite

Features over SE models:

- Multimedia Navi Pro system
 - Satellite navigation
- Dual-zone electronic climate control
- 35/30/35 split-folding second-row seats with fold-flat facility
- Alloy-effect protective front skid plate
- Roof rails
- 17-inch alloy wheels
- Onyx black door mirrors
- Side blind spot alert
- Front and rear parking distance sensors
- Luggage restraint net

Elite 7-seat

Combo-e Life SE



VX_COM_e_31978.psd

SE

OTR from £31,610*

Infotainment:

- Multimedia system
 - 8-inch colour touchscreen
 - DAB digital radio
 - Bluetooth®
 - Apple CarPlay/Android Auto™
 - Front USB connection
- Six speakers
- Vauxhall Connect

Interior convenience/styling:

- 3.5-inch colour instrument display
- Height-adjustable driver's seat
- Air conditioning
- Steering wheel mounted audio controls
- 60/40 split-folding rear seat back
- Chrome-effect interior door handles
- Luggage compartment cover
- Chrome-effect instrument rings
- Leather-covered steering wheel
- Fold-flat front passenger seat with armrest
- Front-seat back pockets
- Two foldable tables with cupholders
- Electronic parking brake

Exterior convenience/styling:

- Nearside and offside sliding side-access door with opening windows
- Tailgate with opening heated rear window and wiper
- Body-colour front and rear bumpers
- Body-colour side protection mouldings
- Body-colour door handles and side-access door rail covers
- Body-colour door mirrors
- Front fog lights
- 16-inch alloy wheels
- Emergency tyre inflation kit

- Electrically adjustable/foldable/heated door mirrors
- Sight and Light Pack
 - Rain-sensitive windscreen wipers
 - High beam assist
- Electrically operated front and rear windows
- Dark-tinted rear windows
- Panoramic rear-view camera
- LED daytime running lights

Safety/security:

- Rear parking distance sensors
- Automatic emergency braking with pedestrian detection
- Electronic stability programme with traction control
- Anti-lock braking system
- Forward collision alert
- Emergency brake assist
- Lane departure warning with lane keep assist
- Automatic lighting control
- Cruise control with speed limiter
- Speed sign recognition
- Six airbags
- Driver drowsiness system
- Tyre pressure monitoring system

SE 7-seat

OTR from £32,110*

7-seat models additionally feature:

- Two individual split-folding and removable third-row seats
- Sliding facility for third-row seats (XL models only)

*Price shown is after allowing for PiCG (Plug-in Car Grant).

Combo Life Edition



VX_COM_31958.psd

Edition OTR from £22,815

Infotainment:

- Multimedia system
 - 8-inch colour touchscreen
 - DAB digital radio
 - Bluetooth®
 - Apple CarPlay/Android Auto™
 - Front USB connection
- Six speakers

Interior convenience/styling:

- 3.5-inch colour instrument display
- Height-adjustable driver's seat
- Air conditioning
- Steering wheel mounted audio controls
- 60/40 split-folding rear seat back
- Chrome-effect interior door handles
- Luggage compartment cover

Exterior convenience/styling:

- Electrically operated front windows with safety autoreverse and one-touch up/down facility
- Nearside and offside sliding side-access door with opening windows
- Daytime running lights
- Tailgate with heated rear window and wiper
- Body-colour front and rear bumpers
- Body-colour door handles and side-access door rail covers
- Front fog lights
- Side-protection mouldings
- 16-inch steel wheels
- Full-diameter wheel covers
- Emergency tyre inflation kit
- Electrically adjustable/heated door mirrors

Safety/security:

- Rear parking distance sensors
- Automatic emergency braking with pedestrian detection
- Electronic stability programme with traction control
- Anti-lock braking system
- Forward collision alert
- Emergency brake assist
- Lane departure warning with lane keep assist
- Automatic lighting control
- Cruise control with speed limiter
- Speed sign recognition
- Six airbags
- Driver drowsiness system
- Tyre pressure monitoring system

Edition 7-seat OTR £24,750

7-seat models additionally feature:

- Two individual split-folding and removable third-row seats
- Sliding facility for third-row seats (XL models only)

Combo Life SE



VX_COM_31960.psd

SE

OTR from £24,450

Infotainment:

- Multimedia system
 - 8-inch colour touchscreen
 - DAB digital radio – Bluetooth®
 - Apple CarPlay/Android Auto™
 - Front USB connection
- Six speakers

Interior convenience/styling:

- 3.5-inch colour instrument display
- Height-adjustable driver's seat
- Air conditioning
- Steering wheel mounted audio controls
- 60/40 split-folding rear seat back
- Chrome-effect interior door handles
- Luggage compartment cover
- Chrome-effect instrument rings
- Leather-covered steering wheel (heated on manual models)
- Fold-flat front passenger seat with armrest
- Front-seat back pockets
- Two foldable tables with cupholders
- Electronic parking brake (manual models only)

Exterior convenience/styling:

- Nearside and offside sliding side-access door with opening windows
- Tailgate with opening heated window and wash/wipe facility
- Body-colour front and rear bumpers
- Body-colour door handles and side-access door rail covers
- Body-colour door mirrors
- Body-colour side-protection mouldings
- Front fog lights
- 16-inch alloy wheels
- Emergency tyre inflation kit

- Sight and Light Pack
 - Rain-sensitive windscreen wipers
 - High beam assist
- Electrically operated front and rear windows
- Electrically adjustable/foldable/heated door mirrors
- Dark-tinted rear windows
- Panoramic rear-view camera
- LED daytime running lights

Safety/security:

- Rear parking distance sensors
- Automatic emergency braking with pedestrian detection
- Electronic stability programme with traction control
- Anti-lock braking system
- Forward collision alert
- Emergency brake assist
- Lane departure warning with lane keep assist
- Automatic lighting control
- Cruise control with speed limiter
- Speed sign recognition
- Six airbags
- Driver drowsiness system
- Tyre pressure monitoring system
- Keyless entry (automatic models only)

SE 7-seat

OTR from £24,950

7-seat models additionally feature:

- Two individual split-folding and removable third-row seats
- Sliding facility for third-row seats (XL models only)

Combo Life Elite



VX_COM_31959.psd

Elite

OTR £28,260

Infotainment:

- Multimedia Navi Pro system
 - Satellite navigation
 - 8-inch colour touchscreen
 - DAB digital radio – Bluetooth®
 - Apple CarPlay/Android Auto™
 - Front USB connection
- Six speakers

Interior convenience/styling:

- 3.5-inch colour instrument display
- Height-adjustable driver's seat
- Dual-zone electronic climate control
- Steering wheel mounted audio controls
- Chrome-effect interior door handles
- Luggage compartment cover
- Chrome-effect instrument rings
- Leather-covered steering wheel
- Fold-flat front passenger seat with armrest
- Front-seat back pockets
- Two foldable tables with cupholders
- 35/30/35 split-folding second-row seats with fold-flat facility

Exterior convenience/styling:

- Nearside and offside sliding side-access door with opening windows
- Tailgate with opening heated window and wash/wipe facility
- Body-colour front and rear bumpers
- Body-colour door handles and side-access door rail covers
- Body-colour side-protection mouldings
- Front fog lights
- 17-inch alloy wheels
- Emergency tyre inflation kit
- Onyx black door mirrors

- Sight and Light Pack
 - Rain-sensitive windscreen wipers
 - High beam assist
- Electrically operated front and rear windows
- Electrically adjustable/foldable/heated door mirrors
- Dark-tinted rear windows
- LED daytime running lights
- Alloy-effect protective front skid plate
- Panoramic rear-view camera

Safety/security:

- Front and rear parking distance sensors
- Automatic emergency braking with pedestrian detection
- Electronic stability programme with traction control
- Anti-lock braking system
- Forward collision alert
- Emergency brake assist
- Lane departure warning with lane keep assist
- Automatic lighting control
- Cruise control with speed limiter
- Speed sign recognition
- Six airbags
- Driver drowsiness system
- Tyre pressure monitoring system
- Keyless entry • Side blind spot alert

Elite 7-seat

OTR from £28,760

7-seat models additionally feature:

- Two individual split-folding and removable third-row seats
- Sliding facility for third-row seats (XL models only)

Combo-e Life Prices

	Pack Code	Price (£)	VAT (£)	Total (£)	On-the-road RRP before PiCG (£)	On-the-road RRP after PiCG (£)	Financial Year 2021/22 BiK 20% (£)	WLTP Combined CO ₂ (g/km) - pack code	Insurance groups
SE (5-seat)									
100kW (136PS) auto - 50kWh battery	DS26 9EQW	27,795.83	5,559.17	33,355.00	34,110.00	31,610.00	5.67	0	tba
SE (7-seat)									
100kW (136PS) auto - 50kWh battery	DS26 9EQ1	28,212.50	5,642.50	33,855.00	34,610.00	32,110.00	5.75	0	tba
SE XL (7-seat)									
100kW (136PS) auto - 50kWh battery	DS26 9EQX	29,129.17	5,825.83	34,955.00	35,710.00	N/A*	5.93	0	tba

WLTP Combined CO₂ (g/km) figures are based on a configured vehicle as per pack code for UK with no options fitted.

Please note: On-the-road recommended retail prices (RRP) include number plates and delivery to Retailer of £700.00 (inc. £116.67 VAT), 12 months' Vehicle Excise Duty and new vehicle first registration fee of £55.00. Excludes fuel and insurance. Company Car Benefit in Kind (BiK) rates are monthly based on the standard paint price. Price has been calculated using manufacturer estimates and includes a £2,500.00 OZEV grant which has been deducted from the price of the vehicle (OZEV Grant not available in the Isle of Man). New Combo-e Life is expected to be a qualifying model for this grant subject to acceptance by OZEV. Please check with your Retailer for latest status. The grant is a government incentive and is subject to withdrawal prior to delivery of your vehicle. Retailers may be required to carry out more than one credit check during the course of the order process. You may be required to place a deposit when placing your order with your supplying Retailer. In the event of a price change, deposit refunds will be governed by your supplying Retailer's policy and as such must be discussed with the supplying Retailer.

New Combo-e Life is not covered by our Price Protection Guarantee. See 'Further Information' page for details.

*SE XL (7-seat) model is not eligible for the plug-in car grant.

Combo Life Prices

	Pack Code	Fuel Type	Price (£)	VAT (£)	Total (£)	On-the-road RRP (£)	Financial Year 2021/22 BiK 20% (£)	WLTP Combined CO ₂ (g/km) [#] – pack code	Insurance groups
Edition									
1.2 (110PS) Turbo	DL26 EQ6W	Petrol	18,200.00	3,640.00	21,840.00	22,815.00	123.97	145	9E
1.5 (100PS) Turbo D	DL26 HT6W	Diesel	18,366.67	3,673.33	22,040.00	23,015.00	117.48	135	10E
Edition XL									
1.2 (110PS) Turbo	DL26 EQ6Y	Petrol	18,950.00	3,790.00	22,740.00	23,715.00	128.92	146	9E
Edition XL (7-seat)									
1.2 (110PS) Turbo	DL26 EQ6X	Petrol	19,533.33	3,906.67	23,440.00	24,750.00	144.83	161	11E
SE									
1.2 (130PS) Turbo auto	DP26 EF8W	Petrol	21,312.50	4,262.50	25,575.00	26,885.00	148.88	153	11E
1.5 (100PS) Turbo D	DP26 HT6W	Diesel	19,562.50	3,912.50	23,475.00	24,450.00	124.90	137	11E
SE (7-seat)									
1.2 (130PS) Turbo auto	DP26 EF81	Petrol	21,729.17	4,345.83	26,075.00	27,385.00	156.18	157	11E
1.5 (100PS) Turbo D	DP26 HT61	Diesel	19,979.17	3,995.83	23,975.00	24,950.00	131.58	140	10E
SE XL									
1.5 (100PS) Turbo D	DP26 HT6Y	Diesel	20,312.50	4,062.50	24,375.00	25,350.00	129.55	138	10E
SE XL (7-seat)									
1.2 (130PS) Turbo auto	DP26 EF8X	Petrol	22,645.83	4,529.17	27,175.00	28,485.00	162.60	157	12E
1.5 (100PS) Turbo D	DP26 HT6X	Diesel	20,895.83	4,179.17	25,075.00	26,050.00	137.45	140	10E

Combo Life's petrol and diesel engines meet the Real Driving Emissions Step 2 (RDE2) standards.

WLTP Combined CO₂ (g/km) figures are based on a configured vehicle as per pack code for UK with no options fitted.

[#]Fuel consumption and CO₂ figures are determined according to the WLTP test cycle. CO₂ figures, BiK values and RRP pricing shown above are for a standard vehicle without any additional optional equipment. CO₂ figures are used to calculate Vehicle Excise Duty (VED) for the first registration of the vehicle and BiK. The addition of optional extras could increase the certified CO₂ emission output. This in turn may affect the amount of VED payable upon registration, and, for company car drivers, the P11D value and the amount of Benefit in Kind (BiK) tax payable. Figures shown are for comparison purposes and should only be compared to the fuel consumption and CO₂ values of other cars tested to the same technical standard. The fuel consumption achieved, and CO₂ produced, in real world conditions will depend upon a number of factors including, but not limited to: the accessories fitted (pre and post registration); variations in weather; driving styles and vehicle load. The WLTP (Worldwide Harmonised Light Vehicles Test Procedure) is used to measure fuel consumption and CO₂ figures. Full data relating to WLTP test cycles can be found at: www.vauxhall.co.uk/wltp

Please note: On-the-road recommended retail prices (RRP) include number plates and delivery to Retailer of £700.00 (inc. £116.67 VAT), 12 months' Vehicle Excise Duty and new vehicle first registration fee of £55.00. Excludes fuel and insurance. Company Car Benefit in Kind (BiK) rates are monthly based on the standard paint price.

Combo Life Prices

	Pack Code	Fuel Type	Price (£)	VAT (£)	Total (£)	On-the-road RRP (£)	Financial Year 2021/22 BiK 20% (£)	WLTP Combined CO ₂ (g/km) [#] – pack code	Insurance groups
Elite									
1.2 (130PS) Turbo auto	DN26 EF8W	Petrol	22,458.33	4,491.67	26,950.00	28,260.00	156.67	153	11E
Elite (7-seat)									
1.2 (130PS) Turbo auto	DN26 EF81	Petrol	22,875.00	4,575.00	27,450.00	28,760.00	164.20	157	12E
Elite XL (7-seat)									
1.2 (130PS) Turbo auto	DN26 EF8X	Petrol	23,791.67	4,758.33	28,550.00	29,860.00	170.62	157	14E

Combo Life's petrol and diesel engines meet the Real Driving Emissions Step 2 (RDE2) standards.

WLTP Combined CO₂ (g/km) figures are based on a configured vehicle as per pack code for UK with no options fitted.

[#]Fuel consumption and CO₂ figures are determined according to the WLTP test cycle. CO₂ figures, BiK values and RRP pricing shown above are for a standard vehicle without any additional optional equipment. CO₂ figures are used to calculate Vehicle Excise Duty (VED) for the first registration of the vehicle and BiK. The addition of optional extras could increase the certified CO₂ emission output. This in turn may affect the amount of VED payable upon registration, and, for company car drivers, the P11D value and the amount of Benefit in Kind (BiK) tax payable. Figures shown are for comparison purposes and should only be compared to the fuel consumption and CO₂ values of other cars tested to the same technical standard. The fuel consumption achieved, and CO₂ produced, in real world conditions will depend upon a number of factors including, but not limited to: the accessories fitted (pre and post registration); variations in weather; driving styles and vehicle load. The WLTP (Worldwide Harmonised Light Vehicles Test Procedure) is used to measure fuel consumption and CO₂ figures. Full data relating to WLTP test cycles can be found at: www.vauxhall.co.uk/wltp

Please note: On-the-road recommended retail prices (RRP) include number plates and delivery to Retailer of £700.00 (inc. £116.67 VAT), 12 months' Vehicle Excise Duty and new vehicle first registration fee of £55.00. Excludes fuel and insurance. Company Car Benefit in Kind (BiK) rates are monthly based on the standard paint price.

Safety

Standard Features – The following features are standard across the entire Combo Life range.

Airbags

- Driver's airbag
- Front passenger's airbag
- Two front seat side-impact airbags
- Full-size curtain airbags

Seating

- Three height adjustable rear seat head restraints

Seatbelts

- Lap and diagonal inertia-reel seatbelts
- 'Seatbelt unfastened' audible warning and warning light

Braking

- Automatic emergency braking – The system works automatically in conjunction with forward collision alert, at speeds between 3mph and 70mph, and detects both vehicles and pedestrians. If no avoiding action is taken by the driver, at speeds below 19mph the system automatically slows the vehicle to a full stop with emergency braking of 0.9g. At speeds from 19mph to 70mph it brakes automatically to reduce speed by a maximum of 30mph – to reduce speed even further the driver must brake themselves.

- Anti-lock Braking System (ABS)
- Electronic brakeforce distribution – Automatically apportions the optimum braking force to each wheel.
- Engine drag torque control – Improves directional stability by preventing the driven wheels from locking on slippery surfaces under the influence of engine braking.
- Hill start assist – Briefly maintains rear brake pressure to stop the vehicle rolling back on an incline.

Child safety

- Deactivation switch for front passenger's front and side-impact airbags
- ISOFIX child seat mountings incorporating top tether anchor points located on second-row rear seats (does not include child seat) – Allows ISOFIX child safety seats to be securely fixed into the car. The ISOFIX mounting system reduces forward movement in an accident and makes the child seat easier to install.
- Child-proof locks on rear doors

Stability

- Electronic Stability Programme (ESP) – ESP monitors many different inputs to determine when the car starts to lose traction, it can then immediately respond by varying the brake pressure between up to three wheels and adjust the engine output to help correct the loss of traction and improve stability.

Additional ESP features

- Traction control
- Cornering brake control
- Straight line stability control
- Drag torque control – Maintain stability on slippery roads when lifting off the accelerator or changing gear.

Tyre pressure

- Tyre pressure monitoring system



Automatic emergency braking.



ISOFIX child seat mountings.



Lane departure warning (see next page for feature description).

Driver Assistance

Standard Features – The following features are standard across the entire Combo Life range. Specific features by model are outlined in the separate tabular information.

Cruise control with speed limiter

With steering wheel mounted controls. Enables you to maintain a constant speed, making it ideal for economical motorway driving.

Steering

- Speed sensitive electrically assisted power steering
- Reach and rake adjustable steering column

Front camera system

A range of class-leading driver assistance and safety features are controlled by the front camera system

Forward collision alert

The system operates automatically from 3mph and gives an audible warning as well as a visual warning when approaching another vehicle too quickly

Speed sign recognition

Detects and then displays speed limits, reducing uncertainty and the risk of speeding.

- Recognises different speed signs, including temporary speed restrictions
- Displays reminder in the instrument cluster

Driver drowsiness system

The system monitors driving time and driving behaviour to help prevent accidents caused by tiredness.

Lane departure warning with lane keep assist

If the driver has not actively steered or signalled, the lane departure warning system provides gentle steering correction and warns when the car moves outside of lane markings at speeds above 40mph.

- Warning light in instrument cluster
- Audible warning
- Facia on/off switch

Wipers

- Intermittent rear window wash/wipe

Model Specific Features/Options

	Option code*	Electric model	Edition	SE	Elite
Driver Assistance					
Rear parking distance sensors		●	●	●	
Front and rear parking distance sensors	UD5			£400	●
Panoramic rear-view camera		●		●	●
Side blind spot alert					●
Adaptive cruise control (diesel manual models only)	K38			£250	
Advanced park assist	UFQ				£455
Head-up display	UV6	£355		£355	£355
Intelligrip	PS4	£410		£410	
Sight and Light Pack – High beam assist/Rain-sensitive windscreen wipers		●		●	●
11kW three-phase on-board charger	K29	£360			

*Optional at extra cost including VAT.

Driver Information and Security

Standard Features – The following features are standard across the entire Combo Life range. Specific features by model are outlined in the separate tabular information.

Driver Information

Instrumentation

- Speedometer and rev counter
- Digital fuel gauge with low fuel level warning light
- Digital water temperature gauge with warning light
- Shift-up/down indication light – Indicates when to change gear for optimum fuel economy

Driver information display

(centrally located in instrument cluster)

- 3.5-inch colour information display
- Trip computer data
- Total mileage
- Service-due indicator
- Oil life
- Tyre pressure monitoring system

Multi-function trip computer

(displayed on driver information display)

- Trip mileage
- Vehicle range based on remaining fuel
- Average speed
- Average fuel economy
- Instantaneous fuel economy
- Driving time

Central facia display

(format dependent on infotainment unit)

- Audio information
- Digital clock with automatic RDS time adjustment
- Outside air temperature with ice warning function
- Additional features dependent on infotainment unit (see infotainment for details)

Security

- ‘Key left in ignition’ audible warning
- Electronically protected audio equipment
- Engine deadlock immobiliser
- Visible Vehicle Identification Number (VIN)
- Locking wheel bolts for alloy wheels
- Freewheeling door locks

Remote control central locking

- Operates on doors, tailgate and fuel filler flap
- Deadlocking
- Central locking activation switch on driver’s door

Model Specific Features/Option

	Option code*	Electric model	Edition	SE	Elite
Security					
Keyless entry		●		Auto only	●
Remote control ultrasonic security alarm system	PS6	£200	£200	£200	£200

*Optional at extra cost including VAT.

Convenience

Standard Features – The following features are standard across the entire Combo Life range.
Specific features by model are outlined in the separate tabular information.

Interior Convenience

- Front 12-volt electrical accessory socket
- Driver's sun visor incorporating vanity mirror with cover
- Dipping rear-view mirror
- Steering wheel mounted audio controls
- Front USB connection

Interior Storage

- Two facia-mounted drinks holders
- Two drinks holders in centre console
- Large open storage pocket behind infotainment screen
- Interior courtesy light
- Front map reading lights
- Luggage compartment lighting
- Small open storage compartment behind gear knob
- Two front large and small door pockets
- Two rear door pockets
- Open storage compartment below glovebox
- Full-width overhead storage shelf with ambient lighting

Luggage Area

- Luggage compartment cover
- Illuminated load area
- Fully carpeted load area
- Interior tailgate handle
- Four load restraint lashing eyes
- Twin gas-assisted tailgate struts

Interior Lighting

- Central front courtesy light
- Central rear courtesy light
- Fade up/fade down

Model Specific Features/Options

	Option code*	Electric model	Edition	SE	Elite
Interior Convenience					
Fold-flat front passenger seat with armrest		●		●	●
Panoramic sunroof/storage (not available on XL or 7-seat models)	C2K	£840		£840	
Child Pack – Rear-view child-minder mirror/Rear side window sunblind/ Second row storage (petrol/diesel models only)	WV6	£250		£250	£250
230-volt electrical accessory socket (in lieu of 12-volt electrical accessory socket)	KI5	£120		£120	£120
Electronic parking brake		●		Manual only	
Two foldable tables with cupholders		●		●	●
Front-seat back pockets		●		●	●

*Optional at extra cost including VAT.

Convenience

Standard Features – The following features are standard across the entire Combo Life range.
Specific features by model are outlined in the separate tabular information.

Heating and Ventilation

- Air recirculation facility
- Cabin particulate filter – Removes dust, airborne particles and pollen
- Four-speed fan
- Illuminated controls
- Four adjustable facia vents
- Windscreen demist vents
- Side window demist vents
- Rear heating duct

Exterior Convenience

Door mirrors

- Twin electrically adjustable/heated door mirrors

Windows

- Solar heat-absorbing windscreen
- Electrically operated front windows with safety autoreverse and one-touch up/down facility
- Tailgate with heated window and wash/wipe facility

Model Specific Features/Options

	Option code*	Electric model	Edition	SE	Elite
Heating and Ventilation					
Air conditioning		●	●	●	
Dual-zone electronic climate control	CJ2	£200		£200	●
Heated leather-covered steering wheel				Manual only	
Leather-covered steering wheel		●		Auto only	●
Exterior Convenience					
Electrically operated rear windows		●		●	●
Manually folding door mirrors			●		
Electrically foldable door mirrors		●		●	●
Opening tailgate window		●		●	●
Tow bar	VQ9		£600	£600	£600

*Optional at extra cost including VAT.

Exterior Style and Lighting

Standard Features – The following features are standard across the entire Combo Life range.
Specific features by model are outlined in the separate tabular information.

Exterior Styling

- Chrome-effect front grille bar
- Body-colour door handles
- Body-colour bumpers and sliding rail cover

Exterior Lighting

- Automatic lighting control
- Front fog lights
- LED side repeat indicators
- Lights-on audible warning – When driver’s door is opened an audible warning sounds to alert the lights have been left on.

- Manual headlight beam levelling. Use to adapt headlight range to the vehicle load to prevent dazzling.
- Rear fog light
- Reversing light
- Hazard warning lights

Model Specific Features

	Option code	Electric model	Edition	SE	Elite
Exterior Styling					
Black side protection mouldings			●		
Body-colour side protection mouldings		●		●	●
Dark-tinted rear windows		●		●	●
Black door mirrors			●		
Body-colour door mirrors		●		●	
Onyx black door mirrors					●
Roof rails					●
Alloy-effect protective front skid plate					●
Exterior Lighting					
Halogen daytime running lights			●		
LED daytime running lights		●		●	●

Infotainment

Standard Features

Multimedia with 8-inch touchscreen

Standard on Edition and SE models

Standard on Combo-e Life SE models

Onboard features:

- 7-inch colour touchscreen
- DAB Digital radio
- RDS with Traffic Programme
- AM/FM stereo radio with 36 station presets
- Six speakers

Media connections:

- USB connection
- Bluetooth® A2DP audio streaming (Advanced Audio Distribution Profile)

Mobile phone portal:

- Bluetooth® connectivity
- Vehicle microphone
- Handsfree calls via steering wheel controls
- Phone book access – Contacts/last calls/missed calls etc. are mirrored on the display and are easily navigated using the touchscreen (features dependent on mobile phone).
- SMS read out and reply

Smartphone interface:

- Apple CarPlay
- Android Auto™
- Smartphone projection that allows operations via voice command, touchscreen and buttons to control apps and music playback

Additional features:

- Steering wheel mounted audio controls
- Flexible roof-mounted aerial

Please note that compatibility and certain functions may be different depending on the type of device and operating system you're using with the Multimedia systems. Apple CarPlay is a trademark of Apple Inc. Apple and iPhone are trademarks of Apple Inc., registered in the U.S. and other countries. Android is a trademark of Google Inc, also registered in the U.S. and other countries. *Services may require a subscription/fee and are subject to mobile network coverage and availability. Live navigation services are included for 3 years and thereafter are subject to an additional subscription fee. Only available on models with satellite navigation.

Multimedia Navi Pro with 8-inch touchscreen (IO6)

Standard on Elite models and optional at extra cost on Edition and SE models at £460 inc. VAT

Optional on Combo-e Life SE models at £460 inc. VAT

Features as Multimedia, with the addition of:

- Satellite navigation system
- 2D/3D street level mapping
- European coverage
- Points-of-interest search
- Map updates via USB

Navi Pro on Combo-e Life also enables the ability to programme preconditioning. This can either be done through the MyVauxhall app or the touchscreen.

Vauxhall Connect*

Standard on Elite models and optional at extra cost on Edition and SE models at £240 inc. VAT

Standard on Combo-e Life SE models

e-Call and b-Call:

Help when you need it, 24/7, 365 days a year, that's what you get with new Vauxhall Connect. In an emergency or breakdown, you'll be put in touch with a trained advisor, with just the touch of a button.

Live Navigation Plus and more:

You can also access live navigation services, receive regular vehicle diagnostic info plus there's a host of remote convenience features available through the MyVauxhall app.

- **Peace of mind:** emergency call, breakdown call and regular vehicle status and information
- **Convenience:** remote functions (e.g. lock/unlock the door).
- **Our additional services for electric vehicles:** trip planning, remote settings or public charging solutions – we keep you going!
- **Smart driving:** enjoy a relaxed ride thanks to live navigation and trip management
- **Traffic alerts:** Live Navigation Plus introduces speed camera, traffic light camera and accident hotspot alerts



Please note, Android smartphone projection illustrated on 8-inch colour touchscreen on Multimedia Navi Pro audio unit.

Interior Styling and Comfort

Combo-e Life SE



Steering wheel:

- Three-spoke flat-bottomed design
- Heated leather-covered
- Satin chrome-effect bezel

Seat trim:

- Mistral grey with Angora Striple fabric seat trim inserts

Front seating:

- Driver's seat (six-way adjustable):
 - Height - Reach - Backrest
 - Manual lumbar adjustment - Armrest
 - Under seat storage - Head restraint
- Passenger's Seat (four-way adjustable):
 - Reach - Backrest - Head restraint
 - Fold flat facility

Edition/SE/Elite



Steering wheel:

- Three-spoke flat-bottomed design
- Leather-covered (Automatic models only)
- Heated leather-covered (Manual SE models only)
- Satin chrome-effect bezel


Seat trim:

Mistral Grey with Angora Striple fabric seat trim inserts

Front seating:

- Driver's seat (six-way adjustable):
 - Height - Reach - Backrest
 - Manual lumbar adjustment - Armrest
 - Under seat storage - Head restraint
- Passenger's Seat (four-way adjustable):
 - Reach - Backrest - Head restraint
 - Fold-flat facility (SE/Elite models only)

Interior Styling and Comfort – Rear seating



Model Specific Features/Option

	Option code*	Electric model	Edition	SE	Elite
Rear seating		SE			
Height-adjustable and removable head restraints		●	●	●	●
Second-row three-person layout 60/40 split-folding seats		●	●	●	
Second-row three-person layout 35/30/35 individual split-folding second-row seats with fold-flat facility	APS	£300		£300	●

*Optional at extra cost including VAT.

Exterior Colours

White Jade (G20)*
Solid paint



VX_COM_28545.psd

Cool Grey (GAC)**
Two-coat metallic paint **£570**



VX_COM_28546.psd

Moonstone Grey (G40)**
Two-coat metallic paint **£570**



VX_COM_28549.psd

Night Blue (GBT)**
Two-coat metallic paint **£570**



VX_COM_28550.psd

Quartz Silver (G4I)**
Two-coat metallic paint **£570**



VX_COM_28547.psd

Copper Metallic (10K)**
Two-coat metallic paint **£570**



VX_COM_31981.psd

Pearl Black (G70)**
Two-coat metallic paint **£570**






VX_COM_28548.psd

The colours reproduced may vary slightly from the actual paint colour. As a result they should be used as a guide only. Your Vauxhall Retailer has a comprehensive display of our paint samples.

*Standard exterior paint. ** Optional at extra cost including VAT.

Wheels and Tyres

		Option code	Electric model	Edition	SE	Elite
	16-inch steel wheels with full diameter wheel covers <ul style="list-style-type: none"> • 205/60 R 16 tyres • Emergency tyre inflation kit (in lieu of spare wheel) 			●		
	16-inch seven-spoke alloy wheels <ul style="list-style-type: none"> • 205/60 R 16 tyres • Emergency tyre inflation kit (in lieu of spare wheel) 		●		●	
	17-inch alloy wheels <ul style="list-style-type: none"> • 205/55 R 17 tyres • Emergency tyre inflation kit (in lieu of spare wheel) 					●

Petrol Engines

	1.2 (110PS) Turbo	1.2 (130PS) Turbo
Capacity	1199cc	1199cc
Maximum power	110PS (81kW) @ 5500rpm	130PS (96kW) @ 5500rpm
Maximum torque	205Nm (151 lb.ft.) @1750rpm	230Nm (170 lb.ft.) @1750rpm
Configuration	3 cylinders, 4 valves per cylinder, double overhead camshafts	3 cylinders, 4 valves per cylinder, double overhead camshafts
Fuel/induction system	Turbocharger. Variable Valve Timing. Direct fuel injection	Turbocharger. Variable Valve Timing. Direct fuel injection
Emission compliance	Euro 6D (6.3)	Euro 6D (6.3)
Service interval	12,500 miles or 1 year (whichever occurs sooner)	12,500 miles or 1 year (whichever occurs sooner)

Diesel Engine

	1.5 (100PS) Turbo D
Capacity	1499cc
Maximum power	100PS (75kW) @ 3500rpm
Maximum torque	250Nm (184 lb.ft.) @ 1750rpm
Configuration	4 cylinders, 4 valves per cylinder, double overhead camshafts
Fuel/induction system	Variable-nozzle turbocharger with electric switching. Common rail direct injection
Emission compliance	Euro 6D (6.3) Diesel Particulate Filter
Service interval	20,000 miles or 1 year (whichever occurs sooner)

Performance, Fuel Economy and Emissions

	Performance (manufacturer's figures)		Fuel economy mpg (litres/100km) [#]		CO ₂ emissions g/km [#]		Vehicle Excise Duty*		BiK rates from - 2021/22 tax year
	Maximum speed (mph)	Acceleration 0-62mph (sec)	Combined Low	Combined High	Combined Low	Combined High	First year rate	Standard rate	
Combo Life									
1.2 (110PS) Turbo	108	13.0	44.1 (6.4)	44.1 (6.4)	145	146	£220	£155	33%
1.2 (130PS) Turbo automatic	115	12.3	40.9 (6.9)	41.6 (6.8)	153	155	£555	£155	34%
1.5 (100PS) Turbo D	107	12.7	53.3 (5.3)	55.4 (5.1)	135	139	£220	£155	31%
Combo Life XL									
1.2 (110PS) Turbo	108	13.2	43.4 (6.5)	44.1 (6.4)	145	147	£555	£155	33%
1.5 (100PS) Turbo D	107	12.9	53.3 (5.3)	53.3 (5.3)	138	139	£220	£155	31%
Combo Life (7-seat)									
1.2 (110PS) Turbo	108	13.6	44.1 (6.4)	44.1 (6.4)	145	146	£555	£155	33%
1.2 (130PS) Turbo automatic	115	12.3	40.4 (7.0)	40.9 (6.9)	157	158	£555	£155	35%
1.5 (100PS) Turbo D	106	12.7	52.3 (5.4)	53.3 (5.3)	140	141	£220	£155	32%
Combo Life XL (7-seat)									
1.2 (110PS) Turbo	108	13.9	39.2 (7.2)	39.8 (7.1)	161	163	£555	£155	36%
1.2 (130PS) Turbo automatic	115	12.3	40.4 (7.0)	40.4 (7.0)	157	159	£555	£155	35%
1.5 (100PS) Turbo D	106	13.0	52.3 (5.4)	53.3 (5.3)	140	141	£220	£155	32%

[#]Figures shown are for comparison purposes and should only be compared to the fuel consumption and CO₂ values of other cars tested to the same technical standard. The fuel consumption achieved, and CO₂ produced, in real world conditions will depend upon a number of factors including, but not limited to: the accessories fitted (pre and post registration); variations in weather; driving styles and vehicle load. The WLTP (Worldwide Harmonised Light Vehicles Test Procedure) is used to measure fuel consumption and CO₂ figures. The CO₂ figures display a range to reflect the highest value for the highest emitting version with all available options added, through to a minimum value to represent the lowest emitting version in standard specification. *Correct at time of publication.

Combo-e Life Specifications*

Single-speed electronic drive selector

As the motor is an all-electric single-speed drive unit, there is no need for multiple gears. Instead, the shifter lets the driver select from the following:

- Park
- Reverse
- Neutral
- Drive
- Braking (for increased regenerative braking)

Drive Mode Selector

The driver can determine the driving style through selecting one of the following modes:

- **Power:** with high power reserves for the highest top speed and torque. Recommended at full capacity.
- **Normal:** for a balanced drive that offers a compromise between performance and energy efficiency. WLTP range is validated in this mode.
- **ECO:** for maximum range and energy efficiency. The ECO mode deactivates all unnecessary energy-consuming features and reduces the top speed, torque and overall performance.

Braking

Energy recuperation

The regenerative braking system works when the vehicle is in motion, energy created by the resistance of the brakes against the drivetrain is converted into DC voltage to partially recharge the battery. The driver can also engage braking mode through the drive selector to increase the level of energy recuperation.

Single foot driving experience

The system not only utilises the energy when the brakes are being used, but also engages when the vehicle is coasting, recovering more energy and enabling single foot driving as the brakes automatically engage when the throttle pedal is released.



VX_COM_e_31963.tif

Drivetrain	Combo-e Life	
CO ₂ emissions	0g/km	
Maximum power kW/PS	100/136	
Maximum torque Nm/lb. ft.	260/192	
Acceleration 0–62mph (sec)	11.7	
Maximum speed mph	84	
Transmission	Automatic electric drive with fixed gear ratio	
Service interval	Every 25,000 miles or 2 years (whichever comes sooner) Initial inspection at 12,500 miles or 1 year (whichever comes sooner)	
Electric range	174 miles (WLTP preliminary)	
Weights kg	SE	SE XL
Gross vehicle weight	2366 – 2387	2376 – 2396

The Combo-e Life is a battery electric vehicle requiring mains electricity for charging. Range data given has been determined according to WLTP test procedure methodology. The figures shown are intended for comparability purposes only and should only be compared to other cars tested to the same technical standard. The range you achieve under real world driving conditions will depend upon a number of factors, including but not limited to: the accessories fitted (pre and post registration); charging frequency; personal driving style; vehicle load and route characteristics; variations in weather; heating/air conditioning; pre-conditioning and battery condition. For more information, contact your local Vauxhall Retailer.

*Provisional data.

Combo-e Life Specifications*

Charging

Combo-e Life comes fitted with an 7.4kW on-board charger and mode 3 cable. An 11kW on-board charger is available as an extra cost option.

The charging flap's Padlock LED lights up when the cable is correctly plugged in and locked and then acts as a user interface to show the charging status via coloured LED lights:

- **White:** welcome light that helps to light up the area, especially useful in dark conditions
- **Flashing green:** charging in progress
- **Solid green:** charging complete
- **Solid blue:** delayed charging toggled; changes to flashing green when charging commences
- **Solid red:** malfunction

The driver may also choose from two settings:

- **Immediate charging (the standard setting):** Starts charging as soon as the vehicle is docked for charging
- **Delayed charging:** This is especially useful for when cheaper electric rates are desired, e.g. charging at night. Simply enter a charging start time.

Please note, EV range assumes that vehicle has been pre-conditioned prior to journey. This function can be accessed either via MyVauxhall App (standard with all Combo-e Life models or with optional Navi Pro).

Charging				
Supply	AC Current		DC Current	
	Domestic 13amp	Wallbox 32amp Single-phase	Wallbox 16amp Three-phase	Rapid charge** 0-80%
	1.8kWh	7.4kWh	11.kWh†	100kWh
50kWh battery	31h	7h 30m	5h	30m

Battery	7.4kW on-board charger
Battery energy kWh	50
EV range (WLTP preliminary)	174 miles
Battery consumption (Combined low/high)	17.5-19.4kWh/100km
Battery warranty	8 years/100,000 miles/70% capacity



The Combo-e Life is a battery electric vehicle requiring mains electricity for charging. Range data given has been determined according to WLTP test procedure methodology. The figures shown are intended for comparability purposes only and should only be compared to other cars tested to the same technical standard. The range you achieve under real world driving conditions will depend upon a number of factors, including but not limited to: the accessories fitted (pre and post registration); charging frequency; personal driving style; vehicle load and route characteristics; variations in weather; heating/air conditioning; pre-conditioning and battery condition. For more information, contact your local Vauxhall Retailer.

*Provisional data. **You can obtain 15-80% of the vehicle charge in 30 minutes from a 100kW rapid charging station. You can obtain 15-80% of the vehicle charge in 45 minutes from a 50kW rapid charging station. Rapid charging stations are widely available across the UK at various locations and their power rating varies, typically from 50kW and sometimes up to 350kW. The charging time may vary according to the type and power of the charging station, the outside temperature at the charging point and the battery temperature. †With optional 11kW on-board charger.

Specifications

Transmission

Six-speed manual gearbox

1.2 (110PS) Turbo models

1.5 (100PS) Turbo D models

Eight-speed automatic transmission

1.2 (130PS) Turbo models

Replacing the traditional lever, the automatic transmission selection-mode dial/drive wheel is an innovation solution that is both elegant and intuitive. By simply twisting the dial, the following modes can be selected:

- Park, for when the vehicle is stationary and the wheels are locked
- Drive, for automatic forward motion
- Neutral, for when the vehicle is stationary, wheels are free
- Reverse, for automatic backward motion

Fuel tank capacity

- 61 Litres (13.4 gallons) – Petrol models
- 50 Litres (10.9 gallons) – Diesel models

AdBlue® Tank Capacity

- 17 Litres (3.7 gallons)

Steering

Turning circle (kerb-to-kerb)

- 11.0m (36 ft) Life models
- 11.8m (38.7 ft) Life XL models

Weights and Towing Data kg

	Gross vehicle weight	Maximum towing weights Trailer with brakes (without brakes)
Combo Life		
1.2 (110PS) Turbo	2050	1150 (720)
1.2 (130PS) Turbo automatic	2090	1200 (750)
1.5 (100PS) Turbo D	2095	1300 (750)
1.2 (110PS) Turbo (7-seat)	2210	1000 (750)
Combo Life XL		
1.2 (110PS) Turbo	2070	1100 (750)
1.5 (100PS) Turbo D	2115	1250 (750)
1.2 (110PS) Turbo (7-seat)	2240	950 (750)
1.2 (130PS) Turbo automatic (7-seat)	2270	1000 (750)
1.5 (100PS) Turbo D (7-seat)	2285	1100 (750)

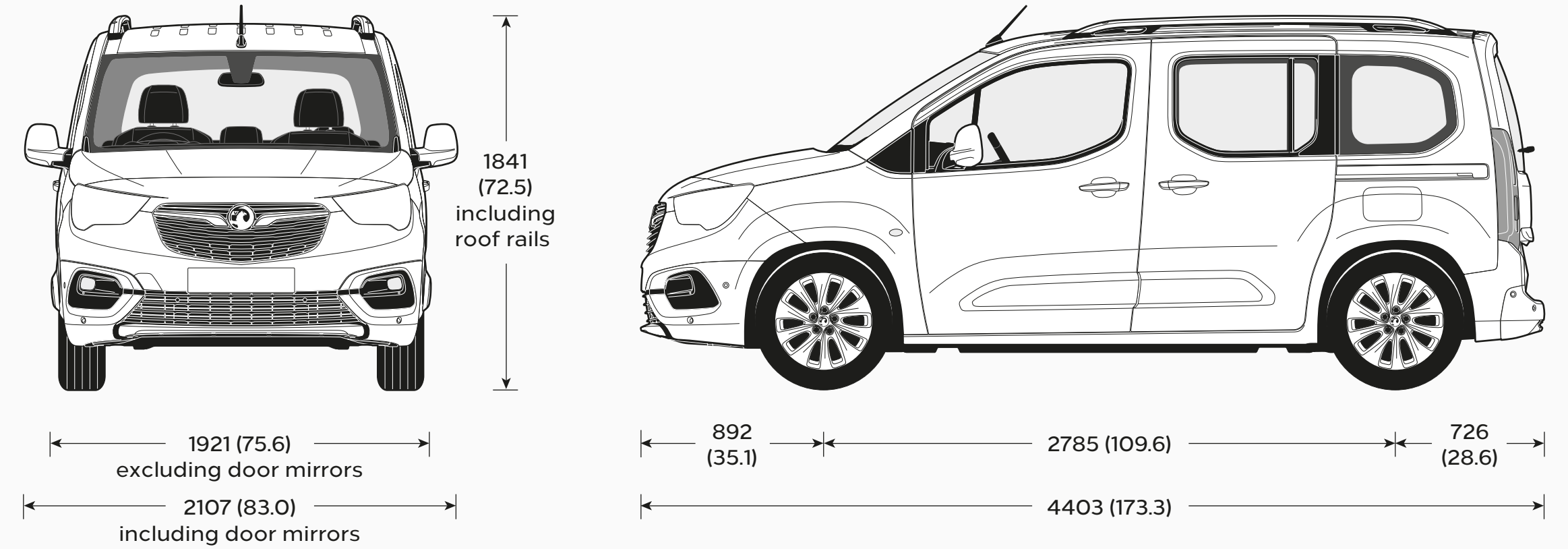
Please note: Gross vehicle weight is the total permissible weight of the vehicle including passengers and their luggage. The maximum roof rack loading should not exceed 100kg on all models. The maximum towing weights are based on the ability of the car, with two occupants of 75kg each, to restart on a 12% gradient, which is approximately 1 in 8.3, at sea level. The permitted trailer load applies up to the specified incline and up to an altitude of 1000 metres above sea level. The permissible gross train weight decreases by 10% for every 1000 metres of additional altitude. Any extra weight, such as luggage or additional passengers, should be deducted from the maximum towing weight. Always fit Vauxhall towing attachments and accessories available from your Vauxhall Retailer. They are designed specifically for Vauxhall models and carry a 12-month guarantee. During trailer towing do not exceed a maximum speed of 60mph. This speed limit is also applicable in countries with higher permitted speeds for trailer-vehicle combinations. Pay attention to the local speed limits. For trailers with low driving stability and caravans the use of an oscillation damper is strongly recommended.

Dimensions and Capacities All measurements in mm (inches) unless stated otherwise.

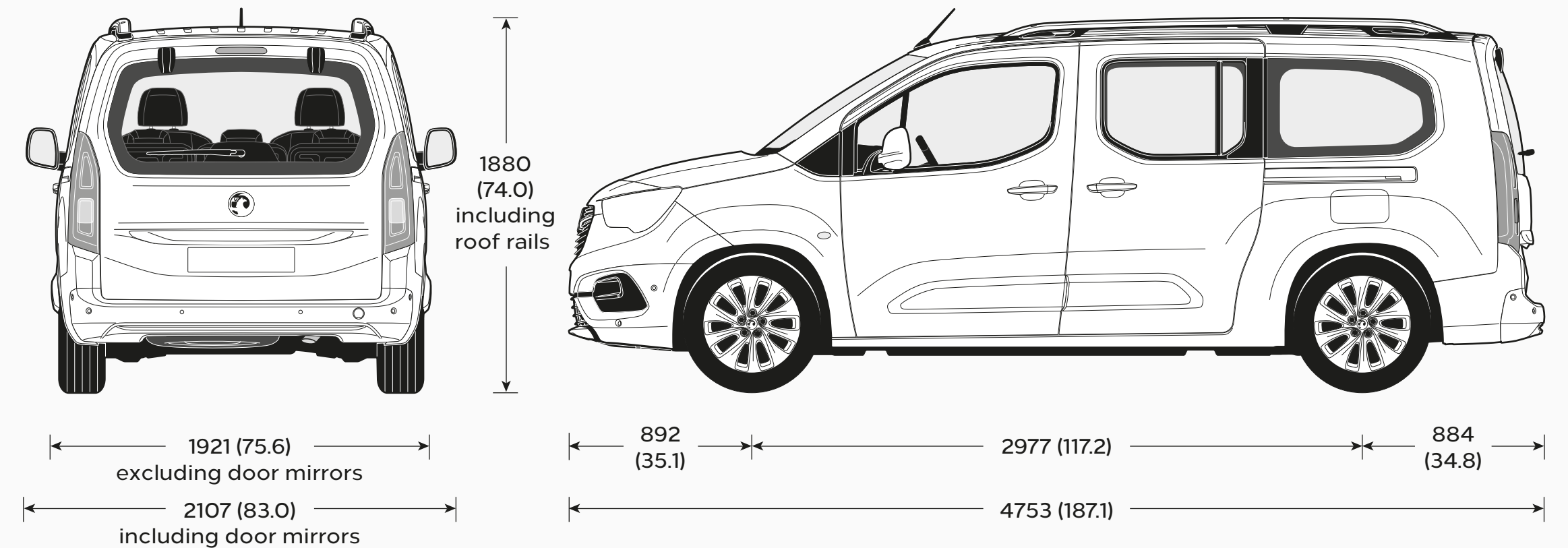
Loadspace Dimensions	Life	Life XL
Maximum load floor length – passenger seat folded	2700 (106.3)	3050 (120.1)
Maximum load length – behind front seats	1880 (74.0)	2230 (87.8)
Maximum load length – behind second-row seats	914 (36.0)	1350 (53.1)
Maximum load length – behind third-row seats	236 (9.3)	418 (16.5) – 566 (22.3)
Maximum load height	1126 (44.3)	1119 (44.0)
Maximum load width	1195 (47.0)	1195 (47.0)
Maximum width between wheel arches	1149 (45.2)	1129 (44.4)
Loading height	584 (23.0)	620 (24.4)
Maximum tailgate aperture width	1087 (42.8) – 1241 (48.9)	1087 (42.8) – 1241 (48.9)
Maximum tailgate aperture height	1126 (44.3)	1126 (44.3)
Maximum height under raised tailgate	1892 (74.5)	1892 (74.5)
Maximum side-access aperture width	640 (25.2) – 745 (29.3)	640 (25.2) – 745 (29.3)
Maximum side-access aperture height	1145 (45.1)	1145 (45.1)
Luggage Capacities* Litres (cu.ft.)		
Behind front-row seats to glassline	1414 (49.9)	1672 (59.0)
Behind front-row seats to roof	2126 (75.1)	2693 (95.1)
Behind second-row seats to glassline	597 (21.1)	850 (30.0)
Behind second-row seats to roof	983 (34.7)	1538 (54.3)
Behind third-row seats	571 (20.2)	806 (28.5)

*Measured using the ECIE method.

Life



Life XL



Accessories

Safety	Total (inc. VAT)	Protection	Total (inc. VAT)	Transport solutions	Total (inc. VAT)	Electric	Total (inc. VAT)
Spare wheel kit with 16-inch emergency wheel, tool kit and mounting basket	£247	Carpet mats (set of 4)	£60	Roof base carrier (set of 2 bars)		Mode 2 emergency charging cable (Type G)	£584
Philips ADR620 dash cam	£109	Carpet mats for third row seats (set of 2)	£21	- Without roof rails ³	£175	Mode 3 charging cable	
Front parking sensors	£466	Rubber mats (set of 4)	£47	- With roof rails	£213	- 7.4kW	£331
Rear parking sensors	£446	Boot tray	£63	Additional roof base carrier (1 bar)		- 11kW	£371
Child seats ¹		Vertical cargo net	£21	- Without roof rails ³	£102	- 22kW	£438
- Age group 0 (approx. 24 months/ up to 13kg)	£182	Dog guard - without sunroof	£276	Roof carriers (requires base carrier)		Cable bag	£49
- ISOFIX base for age group 0 ²	£230	Dog guard - with sunroof	£279	Roof box - Thule Ocean 80	£164	Mode 2 universal charger UK kit (22kW)	£1,555
- Age group 1 (approx. 1-3.5 years/9-18kg)	£510	Rear splash guards	£67	Roof box - Thule Ocean 200	£374	Accessories for universal charger	
- Age group 2/3 (approx. 3-12 years/ 15-36kg)	£186			Roof box - Thule Touring 200	£428	- Wall bracket	£105
Safety Pack - first aid kit, hi-vis vest and small warning triangle	£16	Comfort		Roof box - Thule Touring 700	£492	- Bag	£65
Warning triangle	£9	FlexConnect bracket	£32	Roof box - Thule Motion 800	from £426	- Safety lock	£20
Hi-vis safety vest - adult	£4	FlexConnect hook	£27	Bike carrier - Thule FreeRide 532	£81	- Adapter Type 2	£318
Hi-vis safety vest - child 3-6 years (42cm)	£4	FlexConnect coat hanger	£40	Bike carrier - Thule Expert 298	£134	- Adapter Type 3c	£358
Hi-vis safety vest - child 7-12 years (52cm)	£4	FlexConnect folding table	£65	Surfboard carrier - Thule 833	£82	- Adapter (various)	£120
First aid kit	£15	FlexConnect iPad mini holder	£93	Ski/snowboard carrier			
Emergency seat belt cutter and hammer	£18	FlexConnect iPad holder	£103	- Thule Snow Pack 7324 (4 x pairs)	£143		
Fire extinguisher (1kg) with strap	£32	FlexConnect iPad Air holder	£103	Ski/snowboard carrier			
Spare bulb kit - 11 x high-quality bulbs and 7 x fuses from Philips	£69	FlexConnect Samsung Galaxy holder	£93	- Thule Snow Pack 7326 (6 x pairs)	£258		
		Privacy shades (set of 2) for:		Towing			
		- side rear windows (tilt/turn window)	£59	Swan's neck towing ball for:			
		- side rear windows (electric window)	£57	- Life models	£253		
		- quarter side rear windows (Life models)	£55	- Life XL models	£253		
		- quarter side rear windows (Life XL models)	£59	Tow bar with tow ball			
		- rear window	£59	(removable without tools) for:			
		Cup holder insert		- Life models	£268		
		- Miscellaneous	£9	- Life XL models	£265		
		- Pen	£15	13-pin to 7-pin adaptor	£29		
		- Notepad	£15				
		Smoker's kit	£20				
		Fragrance diffuser	£23				
		Fragrance cartridge (various)	£18				

Please note: Prices shown are fully fitted and painted, where applicable and include VAT. Please check with your local Vauxhall Retailer for details. It is advisable to ensure your insurance policy is adequate to cover additional fitted accessories. Prices correct at time of publication.

¹Restrictions apply to the use of child seats, please consult your vehicle user manual or Vauxhall Retailer. ²Restricted to rear seat usage only for vehicles with transponder deactivation of passenger airbag. ³A dedicated T-Track adapter (Thule 697-4 or Thule 697-6) is required for the installation of specific roof boxes, contact your local Vauxhall Retailer for details.

Company Car Driver and Fleet Information

Benefit in kind company car taxation*

The car benefit charge will be the car's list price (including VAT, options and accessories fitted, delivery to Retailer and number plates, but excluding Vehicle Excise Duty and new vehicle first registration fee) multiplied by the percentage charge for the CO₂ emissions band in which the car falls (see table opposite). Multiply this figure by your personal income tax rate (20%** for Basic Rate, 40%** for Higher Rate) to calculate your annual benefit in kind tax liability.

Example:

Combo Life Edition 1.5 (100PS) Turbo D Start/Stop (CO₂ emissions 135g/km)	
On-the-road RRP	£23,015.00
Deduct: Vehicle Excise Duty	(£220.00)
New vehicle first registration fee	(£55.00)
Effective list price	£22,740.00
Add: Optional two-coat metallic paint	£570.00
List price for tax purposes (P11D value)	£23,310.00
Car benefit charge 2021-22 tax year (31%)	£7,227.00
Benefit in kind tax liability (2021-22 tax year)	
Basic Rate (20%) tax payer	£1,445.40
Higher Rate (40%) tax payer	£2,890.80

*Please note this Price Guide provides taxation information as a guide only. Vauxhall does not provide taxation guidance. Drivers should always take professional advice on their own tax position.
**Excludes residents of Scotland.

BiK for Scottish Residents

Effective 6 April 2018 the Scottish Government have introduced their own BiK taxation structure. This only applies to Company Car Drivers that are Scottish taxpayers. HMRC will determine whether or not an individual is a Scottish taxpayer based on where their main place of residence is.

The BiK rates for Scotland are:

- Over £12,570-£14,667 Starter Rate 19%
- Over £14,667-£25,296 Basic Rate 20%
- Over £25,296-£43,662 Intermediate Rate 21%
- Over £43,662-£150,000 Higher Rate 41%
- Above £150,000 Top Rate 46%

CO ₂ emissions (g/km)	Percentage of cars price to be taxed 2021-22 tax year
Up to 50	13%
51-54	14%
55-59	15%
60-64	16%
65-69	17%
70-74	18%
75-79	19%
80-84	20%
85-89	21%
90-94	22%
95-99	23%
100-104	24%
105-109	25%
110-114	26%
115-119	27%
120-124	28%
125-129	29%
130-134	30%
135-139	31%
140-144	32%
145-149	33%
150-154	34%
155-159	35%
160-164	36%
165-169	37%
170+	37%

CO ₂ emissions (g/km)	Electric range (miles)	Percentage of cars price to be taxed 2021-22 tax year
0	-	1%
1-50	130+	1%
1-50	70-129	4%
1-50	40-69	7%
1-50	30-39	11%
1-50	<30	13%

To calculate your own personal liability, search: **Vauxhall BiK**, or click the link below: [Vauxhall BiK Tool](#)

Company Car Driver Free 3 Day Test Drive

Our free[†] 3 Day Test Drive programme is open to all Company Car Drivers which allows you to choose any model in the current Vauxhall line-up (exclusions apply). With full insurance cover provided, it gives you a meaningful length of time to make an informed decision about your next company car.

Search Vauxhall 3DTD to book your free[†] test drive or click the link the below: [Vauxhall 3 Day Test Drive](#)

[†]The free 3 Day Test Drive programme is open to Company Car Drivers and Fleet Decision Makers. Available for UK Mainland only. Terms and conditions apply. Full terms and conditions can be found at vauxhallfleet.co.uk/testdrive/index/terms.

Fleet Toolbox

Discover the facts in our online Toolbox for both Company Car Drivers and Fleet Decision Makers. The Fleet Toolbox has a host of useful calculators, comparators, interactive listings and information. Search Vauxhall Fleet Tools or click the link below: [Vauxhall Fleet Tool Box](#)

Contact Vauxhall Fleet

Please contact one of our dedicated sales teams who will be happy to help with your particular enquiry.

Company Car Drivers

Call: 0345 111 2020

Email: company-car@vauxhallinfo.co.uk

Telephone lines are open

- Monday to Friday 8:00am-9:00pm
- Saturday and Sunday 9:00am-6:00pm

Fleet Decision Makers

Depending on the size of your fleet of vehicles, we have a dedicated team to handle your enquiries. The lines are open Monday to Friday excluding Bank Holidays.

1-24 vehicles

Call: 0845 076 2254 (8:30am-5:00pm)

25+ vehicles

Call: 0330 587 8222 (8:30am-5:00pm)

Email: vauxhallfleet@vauxhall.co.uk

Special Vehicles (Police, Fire and Ambulance)

Call: 01582 409999 (8:30am-5:00pm)

Email: vauxhallspecialvehicles@vauxhall.co.uk

Further Information

On-the-road prices

To eliminate uncertainty about hidden costs when buying a new car, Vauxhall publishes on-the-road recommended retail prices (RRP) and these are shown in the pricing tables within this price guide. These prices include VAT, number plates and delivery to Retailer of £700.00 (including £116.67 VAT), 12 months' Government Vehicle Excise Duty (see opposite for details) and the DVLA new vehicle first registration fee of £55.00.*

Please note: The on-the-road recommended retail price (RRP) does not include fuel supplied by the Retailer, motor insurance or any other goods or services supplied by agreement between the Retailer and the customer.

Price protection

Order a new Vauxhall for build in the current model year (as confirmed by your Retailer) for delivery no more than three months in advance and the price you are quoted is the price you pay. This is irrespective of any subsequent price rises between placing your order and delivery of your new car, but you must take delivery as soon as the car is available.

Please note: Price protection does not apply to electric/hybrid models. Vauxhall Motors Limited is not liable for price adjustments caused by Government changes in the rate of VAT (currently 20%), Vehicle Excise Duty, DVLA new vehicle first registration fee or by any other applicable legislation or regulations.

In the event of an accident

Vauxhall Accident Management helps keep you mobile following an accident. Benefits include vehicle recovery, Vauxhall-approved repairs and contacting your insurer. For more details, visit vauxhall.co.uk/AccidentManagement

Free2Move Lease

Whether you're a big company or a small business looking for vehicle financing, Free2Move Lease, our business finance specialists, can deliver exactly what you need.

Free2Move Lease is one of the UK's largest leasing companies and is also a member of the British Vehicle Rental and Leasing Association (BVRLA).

With over 60,000 vehicles in the Free2Move Lease portfolio, Free2Move Lease is able to offer competitive vehicle solutions. In addition, Free2Move Lease also offer innovative connected management of servicing and maintenance.

For further information, please contact your local Vauxhall Retailer or visit vauxhall.co.uk/offers-finance/business-leasing.html

Vehicle Excise Duty

The amount of Vehicle Excise Duty (road fund licence) payable on new cars varies depending on the level of carbon dioxide (CO₂) emissions produced by the vehicle. CO₂ emissions are measured in grams per kilometre (g/km) travelled and divided into 13 charging bands shown in the table opposite.

A 'first year rate' of Vehicle Excise Duty is payable on all new cars and in subsequent years the amount payable reverts to the 'standard rate'. From 1 April 2017 the breakpoints for each of these bands have been revised. Also, for vehicles with a list price over £40,000, including factory-fitted options, an additional £335 is payable for the first five years of standard rate payments.

Vehicle Excise Duty*

Band	CO ₂ emissions in grams per kilometre	First year rate Petrol/Diesel	Standard rate Petrol/Diesel	Standard rate Electric
A	0	£0	£0	£0
B	1-50	£10	£155	£0
C	51-75	£25	£155	£0
D	76-90	£115	£155	£0
E	91-100	£140	£155	£0
F	101-110	£160	£155	£0
G	111-130	£180	£155	£0
H	131-150	£220	£155	£0
I	151-170	£555	£155	£0
J	171-190	£895	£155	£0
K	191-225	£1,345	£155	£0
L	226-255	£1,910	£155	£0
M	Over 255	£2,245	£155	£0

*Correct at time of issue.

Further Information

Customer Care Commitment

For added peace of mind, Vauxhall has an innovative Customer Care Commitment that offers the following:

- Three-year vehicle warranty consisting of a one-year/unlimited mileage manufacturer's warranty and a second and third year manufacturer's warranty with a 60,000 miles limitation
- Vauxhall Assistance for 12 months from first registration
- Six years' body panel anti-perforation warranty

Please note: Warranty is only available on vehicles sourced from Vauxhall Motors Limited. Terms and conditions apply – please see your Vauxhall Retailer for details.

Vauxhall Assistance

Vauxhall Assistance is provided automatically with every new Vauxhall for 12 months from first registration and covers everything from accident assistance, roadside recovery and 'at home' service to flat tyres. For even more peace of mind, on Combo-e life models the cover is extended* to 8 years or 100,000 miles, whichever comes first. Even more reason for you to stay calm and let us take care of everything should the need arise. With Vauxhall Assistance help is literally just a free** phone call away, 24 hours a day, 365 days a year!

Protecting the environment

Vauxhall's commitment to the environment is demonstrated by our products' many environmental awards. For even more information on Vauxhall's efforts to achieve an environmentally sustainable future, and how to dispose of your end-of-life vehicle, see vauxhall.co.uk/recycling

Vauxhall Care

This all-inclusive service package is available on Vauxhalls under 10 months old (from date of first registration).

This package offers complete peace of mind for the first 3 years of your Vauxhall's life with fixed monthly payments for the plan duration.

- **3 years' Vauxhall servicing** – covers first, second and third annual services. Including a brake-fluid change in the second service
- **2 years' Vauxhall Roadside Assistance** – first year from us
- **First years' MOT[†]** – free of charge by your local Vauxhall Retailer

For full terms and conditions and to sign up, visit: vauxhall.co.uk/vauxhallcare

Vauxhall Service Club

Vauxhall Service Club is available for all Vauxhall owners, and it's free to join. Members benefit from the following:

- 15% off Vauxhall Approved Accessories
- Vauxhall's aged 2-3 Years = 15% off parts and labour
- Vauxhall's aged over 3 Years = 25% off parts and labour
- Half price MOT's (NI excluded)
- Free pre-MOT test inspection (NI only)
- Fixed price AdBlue[®] Refills
 - Car = £14.99
 - Van = £24.99
- Access to the Vauxhall Accident Management Programme
- Online service booking available 24/7 with servicing appointments available within 3 days – [Book Online](#)
- Collection and delivery/onward mobility options
- Complimentary 'Wash and Vac' with all routine services^{††}
- Vauxhall trained technicians
- Genuine Vauxhall parts
- Minimum 12 months warranty on parts and labour
- Regular newsletters with exclusive offers, discounts and competitions

Terms and conditions apply. To join visit: vauxhall.co.uk/serviceclub

Vauxhall Insurance with added reassurance

Comprehensive cover – Summary of benefits

- Competitive premiums
- Repairs by a Vauxhall-trained technician
- Genuine Vauxhall parts, guaranteed for five years when we repair your car within our Approved Repairer Network
- Free courtesy car as standard when using an Approved Repairer[‡]
- 24 hour claims helpline
- Personal Accident benefit
- Cover for audio equipment
- Windscreen cover

Call for a quote on **0330 678 1130^{‡‡}**

For more product information

For further information on the Vauxhall range or location of your nearest Vauxhall Retailer please call **0345 600 1500**. Alternatively, details can be found on our website at vauxhall.co.uk

For more information call **0345 600 1500**

For Fleet enquiries call **0330 587 8222**

Discover the full Vauxhall range at **[vauxhall.co.uk](https://www.vauxhall.co.uk)**

Join us online

The invoice price, including delivery to Retailer, factory-fitted options, accessories fitted by the Retailer and number plates, is subject to VAT. Some feature descriptions in this guide may refer to, and some illustrations may show, optional equipment not included in the standard delivery. The information contained in this guide was accurate at the time of publication. We reserve the right to make changes in design and equipment. Please note that Vauxhall Retailers are not the agents of Vauxhall Motors Limited and are not authorised to bind Vauxhall Motors Limited by any specific or implied undertaking or representation. It is advisable to ensure that your motor insurance policy provides adequate cover for additional fitted options and accessories. The colours in this guide are only approximate actual colours. Illustrated optional equipment is available at extra charge. Availability, technical features and equipment provided on our vehicles can vary by model. For precise information on the equipment provided on our vehicles, please contact your local Vauxhall Retailer.

VAUXHALL