

Price and Specification Guide
20 December 2022 | Model Year 2023B



Combo Life

Including Combo Life Electric Range

Contents

To find the information you want use the links below to navigate around the guide:

[Choose Your Trim Level](#)

[Range Highlights](#)

[Models](#)

[Prices](#)

[Features/Options](#)

[Infotainment](#)

[Interior Style and Comfort](#)

[Exterior Colours](#)

[Wheels and Tyres](#)

[Engines and Technical Data](#)

[Performance, Economy and Emissions](#)

[Specifications](#)

[Dimensions and Capacities](#)

[Accessories](#)

[Company Car Information](#)

[Further Information](#)

Choose Your Trim Level

Design



First up in the range is the Combo Life Electric Design, which is packed with plenty of practical features as standard. Choose from 5- or 7-seats.

Ultimate



Combo Life Electric Ultimate completes the range, with a little more exterior style and extra comfort features. Again, you can choose from 5- or 7-seats.

Combo Life Range Highlights

Design

Standard features include:

- Multimedia
 - 8-inch colour touchscreen
 - DAB digital radio
 - Bluetooth®
 - Apple CarPlay/Android Auto™
 - Front and rear USB connection
- Six speakers
- Vauxhall Connect (electric models only)
- 3.5-inch colour instrument display (diesel models)
- 10-inch colour instrument display (electric models)
- Air conditioning
- Steering wheel mounted audio controls
- 33/33/33 split-folding second-row seats with fold-flat facility
- Six-way driver's seat with lumbar adjustment
- Fold-flat front passenger seat with armrest
- Front-seat back pockets
- Two foldable tables with cupholders
- Rain-sensitive windscreen wipers
- High beam assist
- Electrically foldable door mirrors
- Dark-tinted rear windows
- Chrome-effect interior door handles
- Luggage compartment cover
- Electrically adjustable/heated door mirrors
- Electrically operated front and rear windows
- Nearside and offside sliding side-access door with opening windows
- Daytime running lights
- Tailgate with heated rear window and wiper
- Opening tailgate window
- Body-colour front and rear bumpers
- Side-protection mouldings
- Emergency tyre inflation kit
- Front fog lights
- Body-colour exterior door handles and side-access door rail covers
- Rear parking distance sensors
- Roof rails
- Automatic emergency braking with pedestrian detection
- Electronic stability programme with traction control
- Forward collision alert
- Lane departure warning with lane keep assist
- Automatic lighting control
- Cruise control with speed limiter
- Speed sign recognition
- Six airbags
- Driver drowsiness system
- Tyre pressure monitoring system

Design XL 7-seat

XL 7-seat models additionally feature:

- Two individual split-folding and removable third-row seats
- Sliding facility for third-row seats

Ultimate

Features over Design models:

- Multimedia Navi Pro system
 - Satellite navigation
- Vauxhall Connect
- Chrome-effect instrument rings
- Body-colour side-protection mouldings
- Panoramic rear-view camera
- LED daytime running lights
- Dual-zone electronic climate control
- Alloy-effect protective front skid plate
- Black painted door mirrors

Ultimate XL 7-seat

XL 7-seat models additionally feature:

- Two individual split-folding and removable third-row seats
- Sliding facility for third-row seats

Combo Life Electric Design



VX_COM_e_33985

Design OTR from £34,085

Infotainment:

- Multimedia system
 - 8-inch colour touchscreen
 - DAB digital radio
 - Bluetooth®
 - Apple CarPlay/Android Auto™
 - Front and rear USB connection
- Six speakers
- Vauxhall Connect

Interior convenience/styling:

- 10-inch colour instrument display
- Six-way driver's seat with lumbar adjustment
- Air conditioning
- Steering wheel mounted audio controls
- 33/33/33 split-folding second-row seats with fold-flat facility
- Chrome-effect interior door handles
- Luggage compartment cover
- Chrome-effect instrument rings
- Fold-flat front passenger seat with armrest
- Front-seat back pockets
- Two foldable tables with cupholders
- Electronic parking brake

Exterior convenience/styling:

- Nearside and offside sliding side-access door with opening windows
- Tailgate with opening heated rear window and wiper
- Body-colour front and rear bumpers
- Side-protection mouldings
- Body-colour door handles and side-access door rail covers
- Front fog lights
- 16-inch alloy wheels
- Emergency tyre inflation kit

- Roof rails
- Electrically adjustable/foldable/heated door mirrors
- Rain-sensitive windscreen wipers
- High beam assist
- Electrically operated front and rear windows
- Dark-tinted rear windows
- Daytime running lights

Safety/security:

- Rear parking distance sensors
- Automatic emergency braking with pedestrian detection
- Electronic stability programme with traction control
- Anti-lock braking system
- Forward collision alert
- Emergency brake assist
- Lane departure warning with lane keep assist
- Automatic lighting control
- Cruise control with speed limiter
- Speed sign recognition
- Six airbags
- Driver drowsiness system
- Tyre pressure monitoring system

Design XL OTR from £34,685 7-seat

7-seat models additionally feature:

- Two individual split-folding and removable third-row seats
- Sliding facility for third-row seats

Combo Life Electric Ultimate



VX_COM_e_33986

Ultimate OTR from £35,945

Infotainment:

- Multimedia Navi Pro system
 - 8-inch colour touchscreen
 - Satellite Navigation system
 - DAB digital radio
 - Bluetooth®
 - Apple CarPlay/Android Auto™
 - Front and rear USB connection
- Six speakers • Vauxhall Connect

Interior convenience/styling:

- 10-inch colour instrument display
- Six-way driver's seat with lumbar adjustment
- Electronic dual-zone climate control
- Steering wheel mounted audio controls
- 33/33/33 split-folding second-row seats with fold-flat facility
- Chrome-effect interior door handles
- Luggage compartment cover
- Chrome-effect instrument rings
- Leather-covered steering wheel
- Heated steering wheel
- Fold-flat front passenger seat with armrest
- Front-seat back pockets
- Two foldable tables with cupholders
- Electronic parking brake

Exterior convenience/styling:

- Nearside and offside sliding side-access door with opening windows
- Tailgate with opening heated rear window and wiper
- Body-colour front and rear bumpers
- Body-colour side protection mouldings
- Body-colour door handles and side-access door rail covers
- Black painted door mirrors

- Front fog lights
- 16-inch alloy wheels
- Emergency tyre inflation kit
- Roof rails
- Electrically adjustable/foldable/heated door mirrors
- Rain-sensitive windscreen wipers
- High beam assist
- Electrically operated front and rear windows
- Dark-tinted rear windows
- Panoramic rear-view camera
- LED daytime running lights

Safety/security:

- Rear parking distance sensors
- Automatic emergency braking with pedestrian detection
- Electronic stability programme with traction control
- Anti-lock braking system
- Forward collision alert
- Emergency brake assist
- Lane departure warning with lane keep assist
- Automatic lighting control
- Cruise control with speed limiter
- Speed sign recognition
- Six airbags
- Driver drowsiness system
- Tyre pressure monitoring system

Ultimate XL OTR from £36,545 7-seat

7-seat models additionally feature:

- Two individual split-folding and removable third-row seats
- Sliding facility for third-row seats

Combo Life Design

Only available for conversion to a wheelchair accessible vehicle



VX_COM_33979

Design

Infotainment:

- Multimedia system
 - 8-inch colour touchscreen
 - DAB digital radio – Bluetooth®
 - Apple CarPlay/Android Auto™
 - Front and rear USB connection
- Six speakers

Interior convenience/styling:

- 3.5-inch colour instrument display
- Six-way driver's seat with lumbar adjustment
- Air conditioning
- Steering wheel mounted audio controls
- 33/33/33 split-folding second-row seats with fold-flat facility
- Chrome-effect interior door handles
- Luggage compartment cover
- Fold-flat front passenger seat with armrest
- Front-seat back pockets
- Two foldable tables with cupholders

Exterior convenience/styling:

- Nearside and offside sliding side-access door with opening windows
- Tailgate with opening heated window and wiper
- Body-colour front and rear bumpers
- Body-colour door handles and side-access door rail covers
- Side-protection mouldings
- Front fog lights
- 16-inch alloy wheels
- Emergency tyre inflation kit
- Roof rails
- Rain-sensitive windscreen wipers
- High beam assist
- Electrically operated front and rear windows

- Electrically adjustable/foldable/heated door mirrors
- Dark-tinted rear windows
- Daytime running lights

Safety/security:

- Rear parking distance sensors
- Automatic emergency braking with pedestrian detection
- Electronic stability programme with traction control
- Anti-lock braking system
- Forward collision alert
- Emergency brake assist
- Lane departure warning with lane keep assist
- Automatic lighting control
- Cruise control with speed limiter
- Speed sign recognition
- Six airbags
- Driver drowsiness system
- Tyre pressure monitoring system

Design XL 7-seat

7-seat models additionally feature:

- Two individual split-folding and removable third-row seats
- Sliding facility for third-row seats

Combo Life Electric Prices

| | LCDV Code | Price (£) | VAT (£) | Total (£) | On-the-road RRP (£) | Financial Year 2022/23 BiK 20% (£) | WLTP Combined CO ₂ (g/km) - LCDV Code | Insurance Groups |
|------------------------------------|------------------|-----------|----------|-----------|---------------------|------------------------------------|--|------------------|
| Design (5-seat) | | | | | | | | |
| 100kW (136PS) auto – 50kWh battery | 1GK9AF8ESFTOA052 | 27,733.33 | 5,546.67 | 33,280.00 | 34,085.00 | 11.34 | 0 | 18A |
| Design XL (7-seat) | | | | | | | | |
| 100kW (136PS) auto – 50kWh battery | 1GK9CL8ESFTOA052 | 28,233.33 | 5,646.67 | 33,880.00 | 34,685.00 | 11.54 | 0 | 19A |
| Ultimate (5-seat) | | | | | | | | |
| 100kW (136PS) auto – 50kWh battery | 1GK9AF5ESFTOA052 | 29,283.33 | 5,856.67 | 35,140.00 | 35,945.00 | 11.96 | 0 | 20A |
| Ultimate XL (7-seat) | | | | | | | | |
| 100kW (136PS) auto – 50kWh battery | 1GK9CL5ESFTOA052 | 29,783.33 | 5,956.67 | 35,740.00 | 36,545.00 | 12.16 | 0 | 21A |

WLTP Combined CO₂ (g/km) figures are based on a configured vehicle as per LCDV code for UK with no options fitted.

Please note: On-the-road recommended retail prices (RRP) include number plates and delivery to Retailer of £750.00 (inc. £125.00 VAT), 12 months' Vehicle Excise Duty and new vehicle first registration fee of £55.00. Excludes fuel and insurance. Company Car Benefit in Kind (BiK) rates are monthly based on the standard paint price. Price has been calculated using manufacturer estimates. Retailers may be required to carry out more than one credit check during the course of the order process. You may be required to place a deposit when placing your order with your supplying Retailer. In the event of a price change, deposit refunds will be governed by your supplying Retailer's policy and as such must be discussed with the supplying Retailer.

New Combo Life Electric is not covered by our Price Protection Guarantee. See 'Further Information' page for details.

Combo Life Prices

Only available for conversion to a wheelchair accessible vehicle

| | LCDV Code | Fuel Type | Price (£) | VAT (£) | Total (£) | On-the-road RRP (£) | Financial Year 2022/23 BiK 20% (£) | WLTP Combined CO ₂ (g/km) [#] - LCDV Code | Insurance Groups |
|---------------------------|------------------|-----------|---|---------|-----------|---------------------|------------------------------------|---|------------------|
| Design (5-seat) | | | | | | | | | |
| 1.5 (100PS) Turbo D | 1GK9AF8P6KT0A052 | Diesel | Pricing available upon request to Vauxhall fleet sales team | | | | | 136 | 10E |
| 1.5 (130PS) Turbo D auto | 1GK9AF8P41T0A052 | Diesel | Pricing available upon request to Vauxhall fleet sales team | | | | | 143 | 12E |
| Design XL (7-seat) | | | | | | | | | |
| 1.5 (100PS) Turbo D | 1GK9CL8P6KT0A052 | Diesel | Pricing available upon request to Vauxhall fleet sales team | | | | | 139 | 10E |
| 1.5 (130PS) Turbo D auto | 1GK9CL8P41T0A052 | Diesel | Pricing available upon request to Vauxhall fleet sales team | | | | | 147 | 14E |

Combo Life's diesel engines meet the Real Driving Emissions Step 2 (RDE2) standards.

WLTP Combined CO₂ (g/km) figures are based on a configured vehicle as per LCDV code for UK with no options fitted.

[#]Fuel consumption and CO₂ figures are determined according to the WLTP test cycle. CO₂ figures, BiK values and RRP pricing shown above are for a standard vehicle without any additional optional equipment. CO₂ figures are used to calculate Vehicle Excise Duty (VED) for the first registration of the vehicle and BiK. The addition of optional extras could increase the certified CO₂ emission output. This in turn may affect the amount of VED payable upon registration, and, for company car drivers, the P11D value and the amount of Benefit in Kind (BiK) tax payable. Figures shown are for comparison purposes and should only be compared to the fuel consumption and CO₂ values of other cars tested to the same technical standard. The fuel consumption achieved, and CO₂ produced, in real world conditions will depend upon a number of factors including, but not limited to: the accessories fitted (pre and post registration); variations in weather; driving styles and vehicle load. The WLTP (Worldwide Harmonised Light Vehicles Test Procedure) is used to measure fuel consumption and CO₂ figures. Full data relating to WLTP test cycles can be found at: www.vauxhall.co.uk/wltp

Safety

Standard Features – The following features are standard across the entire Combo Life range.

Airbags

- Driver's airbag
- Front passenger's airbag
- Two front seat side-impact airbags
- Full-size curtain airbags

Seating

- Three height adjustable rear seat head restraints

Seatbelts

- Lap and diagonal inertia-reel seatbelts
- 'Seatbelt unfastened' audible warning and warning light

Braking

- Automatic emergency braking – The system works automatically in conjunction with forward collision alert, at speeds between 3mph and 70mph, and detects both vehicles and pedestrians. If no avoiding action is taken by the driver, at speeds below 19mph the system automatically slows the vehicle to a full stop with emergency braking of 0.9g. At speeds from 19mph to 70mph it brakes automatically to reduce speed by a maximum of 30mph – to reduce speed even further the driver must brake themselves

- Anti-lock Braking System (ABS)
- Electronic brakeforce distribution – Automatically apportions the optimum braking force to each wheel
- Engine drag torque control – Improves directional stability by preventing the driven wheels from locking on slippery surfaces under the influence of engine braking
- Hill start assist – Briefly maintains rear brake pressure to stop the vehicle rolling back on an incline

Child safety

- Deactivation switch for front passenger's front and side-impact airbags
- ISOFIX child seat mountings incorporating top tether anchor points located on second-row rear seats (does not include child seat) – Allows ISOFIX child safety seats to be securely fixed into the car. The ISOFIX mounting system reduces forward movement in an accident and makes the child seat easier to install
- Child-proof locks on rear doors

Stability

- Electronic Stability Programme (ESP) – ESP monitors many different inputs to determine when the car starts to lose traction, it can then immediately respond by varying the brake pressure between up to three wheels and adjust the engine output to help correct the loss of traction and improve stability

Additional ESP features

- Traction control
- Cornering brake control
- Straight line stability control
- Drag torque control – Maintain stability on slippery roads when lifting off the accelerator or changing gear

Tyre pressure


- Tyre pressure monitoring system



Automatic emergency braking.



ISOFIX child seat mountings.



Lane departure warning (see next page for feature description).

Driver Assistance

Standard Features – The following features are standard across the entire Combo Life range.
 Specific features by model are outlined in the separate tabular information.

Cruise control with speed limiter

With steering wheel mounted controls. Enables you to maintain a constant speed, making it ideal for economical motorway driving.

Steering

- Speed sensitive electrically assisted power steering
- Reach and rake adjustable steering column

Front camera system

A range of class-leading driver assistance and safety features are controlled by the front camera system

Forward collision alert

The system operates automatically from 3mph and gives an audible warning as well as a visual warning when approaching another vehicle too quickly

Speed sign recognition

Detects and then displays speed limits, reducing uncertainty and the risk of speeding.

- Recognises different speed signs, including temporary speed restrictions
- Displays reminder in the instrument cluster

Driver drowsiness system

The system monitors driving time and driving behaviour to help prevent accidents caused by tiredness.

Lane departure warning with lane keep assist

If the driver has not actively steered or signalled, the lane departure warning system provides gentle steering correction and warns when the car moves outside of lane markings at speeds above 40mph.

- Warning light in instrument cluster
- Audible warning
- Facia on/off switch

Wipers

- Intermittent rear window wash/wipe
- Magic Wash System – Mounted in the front windscreen wipers, Combo Life Electric models benefit from our innovative windscreen wash system, designed to more effectively distribute water and reduce wastage. Using nozzles located above the wiper blades, fluid is distributed as the wiper sweeps the windscreen. This avoids the ‘temporary blindness’ of more conventional bonnet mounted systems between fluid release and wiper sweeping, improving visibility

Model Specific Features

| | Option code | Electric model | | Design |
|----------------------------------|-------------|----------------|----------|--------|
| | | Design | Ultimate | |
| Driver Assistance | | | | |
| Panoramic rear-view camera | | | ● | |
| Rear parking distance sensors | | ● | ● | ● |
| High beam assist | | ● | ● | ● |
| Rain-sensitive windscreen wipers | | ● | ● | ● |

Driver Information and Security

Standard Features – The following features are standard across the entire Combo Life range.
 Specific features by model are outlined in the separate tabular information.

Driver Information

Instrumentation

- Speedometer and rev counter
- Digital fuel gauge with low fuel level warning light
- Digital water temperature gauge with warning light
- Shift-up/down indication light – Indicates when to change gear for optimum fuel economy

Driver information display

(centrally located in instrument cluster)

- Trip computer data
- Total mileage
- Service-due indicator
- Tyre pressure monitoring system

Multi-function trip computer

(displayed on driver information display)

- Trip mileage
- Vehicle range
- Average speed
- Driving time

Central facia display

(format dependent on infotainment unit)

- Audio information
- Digital clock with automatic RDS time adjustment
- Outside air temperature with ice warning function
- Additional features dependent on infotainment unit (see infotainment for details)

Security

- ‘Key left in ignition’ audible warning
- Electronically protected audio equipment
- Engine deadlock immobiliser
- Visible Vehicle Identification Number (VIN)
- Locking wheel bolts for alloy wheels
- Freewheeling door locks

Remote control central locking

- Operates on doors, tailgate and fuel filler flap
- Deadlocking
- Central locking activation switch on driver’s door

Model Specific Feature/Option

| | Option code* | Electric model | | |
|---|--------------|----------------|----------|--------|
| | | Design | Ultimate | Design |
| Driver Information | | | | |
| 10-inch colour instrument display | | ● | ● | |
| 3.5-inch colour instrument display | | | | ● |
| Security | | | | |
| Remote control ultrasonic security alarm system | DAB13 | £200 | £200 | £200 |

*Optional at extra cost including VAT.

Convenience

Standard Features – The following features are standard across the entire Combo Life range.
 Specific features by model are outlined in the separate tabular information.

Interior Convenience

- Front 12-volt electrical accessory socket
- Driver’s sun visor incorporating vanity mirror with cover
- Dipping rear-view mirror
- Steering wheel mounted audio controls
- Front and rear USB connection

Interior Storage

- Two facia-mounted drinks holders
- Two drinks holders in centre console
- Large open storage pocket behind infotainment screen
- Interior courtesy light
- Front map reading lights
- Luggage compartment lighting
- Small open storage compartment behind gear knob
- Two front large and small door pockets
- Two rear door pockets
- Open storage compartment below glovebox
- Full-width overhead storage shelf with ambient lighting

Luggage Area

- Luggage compartment cover
- Illuminated load area
- Fully carpeted load area
- Interior tailgate handle
- Four load restraint lashing eyes
- Twin gas-assisted tailgate struts

Interior Lighting

- Central front courtesy light
- Central rear courtesy light
- Fade up/fade down

Model Specific Features

| | Option code | Electric model | | Design |
|---|-------------|----------------|----------|--------|
| | | Design | Ultimate | |
| Interior Convenience | | | | |
| Fold-flat front passenger seat with armrest | | ● | ● | ● |
| Electronic parking brake | | ● | ● | |
| Manual parking brake | | | | ● |
| Two foldable tables with cupholders | | ● | ● | ● |
| Front-seat back pockets | | ● | ● | ● |

Convenience

Standard Features – The following features are standard across the entire Combo Life range.
 Specific features by model are outlined in the separate tabular information.

Heating and Ventilation

- Air recirculation facility
- Cabin particulate filter – Removes dust, airborne particles and pollen
- Four-speed fan
- Illuminated controls
- Four adjustable facia vents
- Windscreen demist vents
- Side window demist vents
- Rear heating duct

Exterior Convenience

Door mirrors

- Twin electrically adjustable/heated door mirrors

Windows

- Solar heat-absorbing windscreen
- Electrically operated front and rear windows with safety autoreverse and one-touch up/down facility
- Tailgate with heated window and wash/wipe facility

Model Specific Features

| | Option code | Electric model | | Design |
|--------------------------------------|-------------|----------------|----------|--------|
| | | Design | Ultimate | |
| Heating and Ventilation | | | | |
| Air conditioning | | ● | | ● |
| Dual-zone electronic climate control | | | ● | |
| Exterior Convenience | | | | |
| Electrically foldable door mirrors | | ● | ● | ● |
| Opening tailgate window | | ● | ● | ● |
| Roof rails | | ● | ● | ● |

Exterior Style and Lighting

Standard Features – The following features are standard across the entire Combo Life range.
 Specific features by model are outlined in the separate tabular information.

Exterior Styling

- Chrome-effect front grille bar
- Body-colour door handles
- Body-colour bumpers and sliding rail cover

Exterior Lighting

- Automatic lighting control
- Front fog lights
- LED side repeat indicators
- Lights-on audible warning – When driver’s door is opened an audible warning sounds to alert the lights have been left on
- Manual headlight beam levelling. Use to adapt headlight range to the vehicle load to prevent dazzling
- Rear fog light
- Reversing light
- Hazard warning lights

Model Specific Features

| | Option code | Electric model | | Design |
|---------------------------------------|-------------|----------------|----------|--------|
| | | Design | Ultimate | |
| Exterior Styling | | | | |
| Dark-tinted rear windows | | ● | ● | ● |
| Body-colour side protection mouldings | | | ● | |
| Black painted door mirrors | | | ● | |
| Exterior Lighting | | | | |
| Halogen daytime running lights | | ● | | ● |
| LED daytime running lights | | | ● | |

Infotainment

Standard Features

Multimedia with 8-inch touchscreen (WL02) Standard on Design models

Onboard features:

- AM/FM stereo radio • DAB Digital radio
- RDS with Traffic Programme • Four speakers

Media connections:

- Apple CarPlay • Android Auto™
- Smartphone projection
- USB connection

Mobile phone portal:

- Bluetooth® connectivity
- Vehicle microphone
- Handsfree calls via steering wheel controls
- Phone book access

Additional features:

- 8-inch colour touchscreen
- Steering wheel mounted audio controls
- Flexible roof-mounted aerial

Vauxhall Connect*

Standard on Combo Life Electric Design and Ultimate models

e-Call and b-Call:

Help when you need it, 24/7, 365 days a year, that's what you get with new Vauxhall Connect. In an emergency or breakdown, you'll be put in touch with a trained advisor, with just the touch of a button.

Live Navigation Plus and more:

You can also access live navigation services, receive regular vehicle diagnostic info plus there's a host of remote convenience features available through the MyVauxhall app.

Multimedia Navi Pro with 8-inch touchscreen (WL2K)

Standard on Combo Life Electric Design and Ultimate models

Optional on Combo Life Design models at £460 inc. VAT

Features as Multimedia, with the addition of:

- Satellite navigation system



VX_COM_32825




VX_COM_e_33996

Please note that compatibility and certain functions may be different depending on the type of device and operating system you're using with the Multimedia systems. Apple CarPlay is a trademark of Apple Inc. Apple and iPhone are trademarks of Apple Inc., registered in the U.S. and other countries. Android is a trademark of Google Inc, also registered in the U.S. and other countries. *Services may require a subscription/fee and are subject to mobile network coverage and availability. Live navigation services are included for 3 years and thereafter are subject to an additional subscription fee. Only available on models with satellite navigation.

Please note, Android smartphone projection illustrated on 8-inch colour touchscreen on Multimedia Navi Pro audio unit.

Interior Styling and Comfort



Steering wheel:

- Three-spoke flat-bottomed design

Seat trim:

- Mistral grey with Angora Striple fabric seat trim inserts

Instruments:

- 3.5-inch colour instrument display (diesel models)
- 10-inch colour instrument display (electric models)
- Chrome-effect instrument rings (electric models)

Front seating:

- Driver's seat (six-way adjustable):
 - Height – Reach – Backrest
 - Manual lumbar adjustment – Armrest
 - Under seat storage – Head restraint
- Passenger's Seat (four-way adjustable):
 - Reach – Backrest – Head restraint
 - Fold flat facility

Steering wheel:

- Three-spoke flat-bottomed design

Seat trim:

- Mistral Grey with Angora Striple fabric seat trim inserts


Instruments:

- 10-inch colour instrument display
- Chrome-effect instrument rings

Front seating:

- Driver's seat (six-way adjustable):
 - Height – Reach – Backrest
 - Manual lumbar adjustment – Armrest
 - Under seat storage – Head restraint
- Passenger's Seat (four-way adjustable):
 - Reach – Backrest – Head restraint
 - Fold-flat facility

Interior Styling and Comfort – Rear seating



Model Specific Features

| | Option code | Electric model | | |
|---|-------------|----------------|----------|---------|
| | | Design | Ultimate | Design |
| Rear Seating | | | | |
| Height-adjustable and removable head restraints | | ● | ● | ● |
| Second-row three-person layout 33/33/33 individual split-folding second-row seats with fold flat facility | | ● | ● | ● |
| Third-row two-person individual removable seats | | XL only | XL only | XL only |

Exterior Colours

Arctic White (POPR)*
Solid paint



VX_COM_e_33980

Cool Grey (M0EU)**
Two-coat metallic paint £570



VX_COM_e_33984

Vulcan Grey (MOVL)**
Two-coat metallic paint £570



VX_COM_e_33983

Night Blue (MOJG)**
Two-coat metallic paint £570



VX_COM_e_33982

Contrast Silver (M0F4)**
Two-coat metallic paint £570




VX_COM_e_33981

Carbon Black (M09V)**
Two-coat metallic paint £570



VX_COM_e_33985

Wheels and Tyres

| | | Electric model | | | |
|---|---|----------------|--------|----------|--------|
| | | Option code | Design | Ultimate | Design |
|  VX_COM_28555_RRZ | 16-inch seven-spoke alloy wheels <ul style="list-style-type: none">• 205/60 R 16 tyres• Emergency tyre inflation kit (in lieu of spare wheel) | | • | • | • |

Diesel Engines

| | 1.5 (100PS) Turbo D | 1.5 (130PS) Turbo D automatic |
|------------------------------|---|---|
| Capacity | 1499cc | 1499cc |
| Maximum power | 100PS (75kW) @ 3500rpm | 130PS (96kW) @ 3750rpm |
| Maximum torque | 250Nm (184lb.ft.) @ 1750rpm | 300Nm (221lb.ft.) @ 1750rpm |
| Configuration | 4 cylinders, 4 valves per cylinder, double overhead camshafts | 4 cylinders, 4 valves per cylinder, double overhead camshafts |
| Fuel/induction system | Variable-nozzle turbocharger with electric switching. Common rail direct injection | Variable-nozzle turbocharger with electric switching. Common rail direct injection |
| Emission compliance | Euro 6D (6.3) Diesel Particulate Filter | Euro 6D (6.3) Diesel Particulate Filter |
| Service interval | 20,000 miles or 1 year (whichever occurs sooner) | 20,000 miles or 1 year (whichever occurs sooner) |

Performance, Fuel Economy and Emissions

| | Performance (manufacturer's figures) | | Fuel economy mpg (litres/100km)* | | CO ₂ emissions g/km# | | Vehicle Excise Duty* | | BiK rates from - 2022/23 tax year |
|-------------------------------|---|----------------------------------|-------------------------------------|------------------|---------------------------------|------------------|----------------------|------------------|---|
| | Maximum speed (mph) | Acceleration 0-62mph (sec) | Combined Low | Combined High | Combined Low | Combined High | First year rate | Standard rate | |
| 5-seat | | | | | | | | | |
| 1.5 (100PS) Turbo D | 107 | 12.7 | 48.7 (5.9) | 57.6 (4.9) | 129 | 154 | £230 | £165 | 30% |
| 1.5 (130PS) Turbo D automatic | 114 | tba | 45.5 (6.2) | 54.3 (5.2) | 137 | 163 | £230 | £165 | 32% |
| XL 7-seat | | | | | | | | | |
| 1.5 (100PS) Turbo D | 106 | 13.0 | 47.8 (5.9) | 57.6 (4.9) | 129 | 154 | £230 | £165 | 30% |
| 1.5 (130PS) Turbo D automatic | 114 | tba | 54.3 (5.2) | 45.5 (6.2) | 137 | 163 | £230 | £165 | 32% |

*Figures shown are for comparison purposes and should only be compared to the fuel consumption and CO₂ values of other cars tested to the same technical standard. The fuel consumption achieved, and CO₂ produced, in real world conditions will depend upon a number of factors including, but not limited to: the accessories fitted (pre and post registration); variations in weather; driving styles and vehicle load. The WLTP (Worldwide Harmonised Light Vehicles Test Procedure) is used to measure fuel consumption and CO₂ figures. The CO₂ figures display a range to reflect the highest value for the highest emitting version with all available options added, through to a minimum value to represent the lowest emitting version in standard specification. *Correct at time of publication.

Combo Life Electric Specifications*

Single-speed electronic drive selector

As the motor is an all-electric single-speed drive unit, there is no need for multiple gears. Instead, the shifter lets the driver select from the following:

- Park
- Reverse
- Neutral
- Drive
- Braking (for increased regenerative braking)

Drive Mode Selector

The driver can determine the driving style through selecting one of the following modes:

- **Power:** with high power reserves for the highest top speed and torque. Recommended at full capacity
- **Normal:** for a balanced drive that offers a compromise between performance and energy efficiency. WLTP range is validated in this mode
- **ECO:** for maximum range and energy efficiency. The ECO mode deactivates all unnecessary energy-consuming features and reduces the top speed, torque and overall performance

Braking

Energy recuperation

The regenerative braking system works when the vehicle is in motion, energy created by the resistance of the brakes against the drivetrain is converted into DC voltage to partially recharge the battery. The driver can also engage braking mode through the drive selector to increase the level of energy recuperation.

Single foot driving experience

The system not only utilises the energy when the brakes are being used, but also engages when the vehicle is coasting, recovering more energy and enabling single foot driving as the brakes automatically engage when the throttle pedal is released.



VX_COM_e_33973

| Drivetrain | | |
|---------------------------|---|------------------|
| CO ₂ emissions | 0g/km | |
| Maximum power | 100kW (136PS) | |
| Maximum torque | 260Nm (192lb. ft.) | |
| Acceleration 0–62mph | 11.7 sec | |
| Maximum speed | 84mph | |
| Transmission | Automatic electric drive with fixed gear ratio | |
| Service interval | Every 25,000 miles or 2 years (whichever comes sooner) Initial inspection at 12,500 miles or 1 year (whichever comes sooner) | |
| Electric range | 174 miles (WLTP preliminary) | |
| Weights kg | | |
| | 5-seat | XL 7-seat |
| Gross vehicle weight | 2366 – 2387 | 2376 – 2396 |

The Combo Life Electric is a battery electric vehicle requiring mains electricity for charging. Range data given has been determined according to WLTP test procedure methodology. The figures shown are intended for comparability purposes only and should only be compared to other cars tested to the same technical standard. The range you achieve under real world driving conditions will depend upon a number of factors, including but not limited to: the accessories fitted (pre and post registration); charging frequency; personal driving style; vehicle load and route characteristics; variations in weather; heating/air conditioning; pre-conditioning and battery condition. For more information, contact your local Vauxhall Retailer.

*Provisional data.

Combo Life Electric Specifications*

Charging

Combo Life Electric comes fitted with an 7.4kW on-board charger and mode 3 cable. An 11kW on-board charger is available as an extra cost option.

The charging flap's Padlock LED lights up when the cable is correctly plugged in and locked and then acts as a user interface to show the charging status via coloured LED lights:

- **White:** welcome light that helps to light up the area, especially useful in dark conditions
- **Flashing green:** charging in progress
- **Solid green:** charging complete
- **Solid blue:** delayed charging toggled; changes to flashing green when charging commences
- **Solid red:** malfunction

The driver may also choose from two settings:

- **Immediate charging (the standard setting):** Starts charging as soon as the vehicle is docked for charging
- **Delayed charging:** This is especially useful for when cheaper electric rates are desired, e.g. charging at night. Simply enter a charging start time

Please note, EV range assumes that vehicle has been pre-conditioned prior to journey. This function can be accessed either via MyVauxhall App (standard with all Combo Life Electric models or with optional Navi Pro).

| Charging | | |
|---|--------|----------------------|
| Supply | Socket | Charge Time (0-100%) |
| AC current – Domestic 3 pin socket (2.3kW) | Type 2 | 21h 45m |
| AC current – Home wallbox or public charger (7kW) | Type 2 | 7h 30m |
| AC current – Public charger (11kW)** | Type 2 | 5h |
| DC current – Rapid charger (100kW) | CCS | 30m (0-80%) |

| Battery | |
|--|------------------------------------|
| Battery capacity | 50kWh |
| AC on-board charger speed (standard) | 7.4kW |
| WLTP Range (Combined) | 164-174 miles |
| WLTP Range (City) | 232-257 miles |
| Energy consumption (Combined low/high) | 19.8-21.1kWh/100km |
| Battery warranty | 8 years/100,000 miles/70% capacity |



The Combo Life Electric is a battery electric vehicle requiring mains electricity for charging. Range data given has been determined according to WLTP test procedure methodology. The figures shown are intended for comparability purposes only and should only be compared to other cars tested to the same technical standard. The range you achieve under real world driving conditions will depend upon a number of factors, including but not limited to: the accessories fitted (pre and post registration); charging frequency; personal driving style; vehicle load and route characteristics; variations in weather; heating/air conditioning; pre-conditioning and battery condition. For more information, contact your local Vauxhall Retailer.

*Provisional data. **Requires optional 11kW on board charger.

Combo Life Specifications

Transmission

Six-speed manual gearbox
 1.5 (100PS) Turbo D models

Eight-speed automatic transmission

1.5 (130PS) Turbo D models

Replacing the traditional lever, the automatic transmission selection-mode dial/drive wheel is an innovation solution that is both elegant and intuitive. By simply twisting the dial, the following modes can be selected:

- Park, for when the vehicle is stationary and the wheels are locked
- Drive, for automatic forward motion
- Neutral, for when the vehicle is stationary, wheels are free
- Reverse, for automatic backward motion

Fuel tank capacity

– 50 Litres (10.9 gallons) – Diesel models

AdBlue® Tank Capacity

– 17 Litres (3.7 gallons)

Steering

Turning circle (kerb-to-kerb)

- 11.0m (36 ft) Life models
- 11.8m (38.7 ft) Life XL models

Weights and Towing Data kg

| | Gross vehicle weight | Maximum towing weights Trailer with brakes (without brakes) |
|--------------------------------------|----------------------|--|
| 5-seat | | |
| 1.5 (100PS) Turbo D | 2095 | 1300 (750) |
| 1.5 (130PS) Turbo D automatic | tba | tba |
| XL 7-seat | | |
| 1.5 (100PS) Turbo D | 2285 | 1100 (750) |
| 1.5 (130PS) Turbo D automatic | tba | tba |

Please note: Gross vehicle weight is the total permissible weight of the vehicle including passengers and their luggage. The maximum roof rack loading should not exceed 100kg on all models. The maximum towing weights are based on the ability of the car, with two occupants of 75kg each, to restart on a 12% gradient, which is approximately 1 in 8.3, at sea level. The permitted trailer load applies up to the specified incline and up to an altitude of 1000 metres above sea level. The permissible gross train weight decreases by 10% for every 1000 metres of additional altitude. Any extra weight, such as luggage or additional passengers, should be deducted from the maximum towing weight. Always fit Vauxhall towing attachments and accessories available from your Vauxhall Retailer. They are designed specifically for Vauxhall models and carry a 12-month guarantee. During trailer towing do not exceed a maximum speed of 60mph. This speed limit is also applicable in countries with higher permitted speeds for trailer-vehicle combinations. Pay attention to the local speed limits. For trailers with low driving stability and caravans the use of an oscillation damper is strongly recommended.

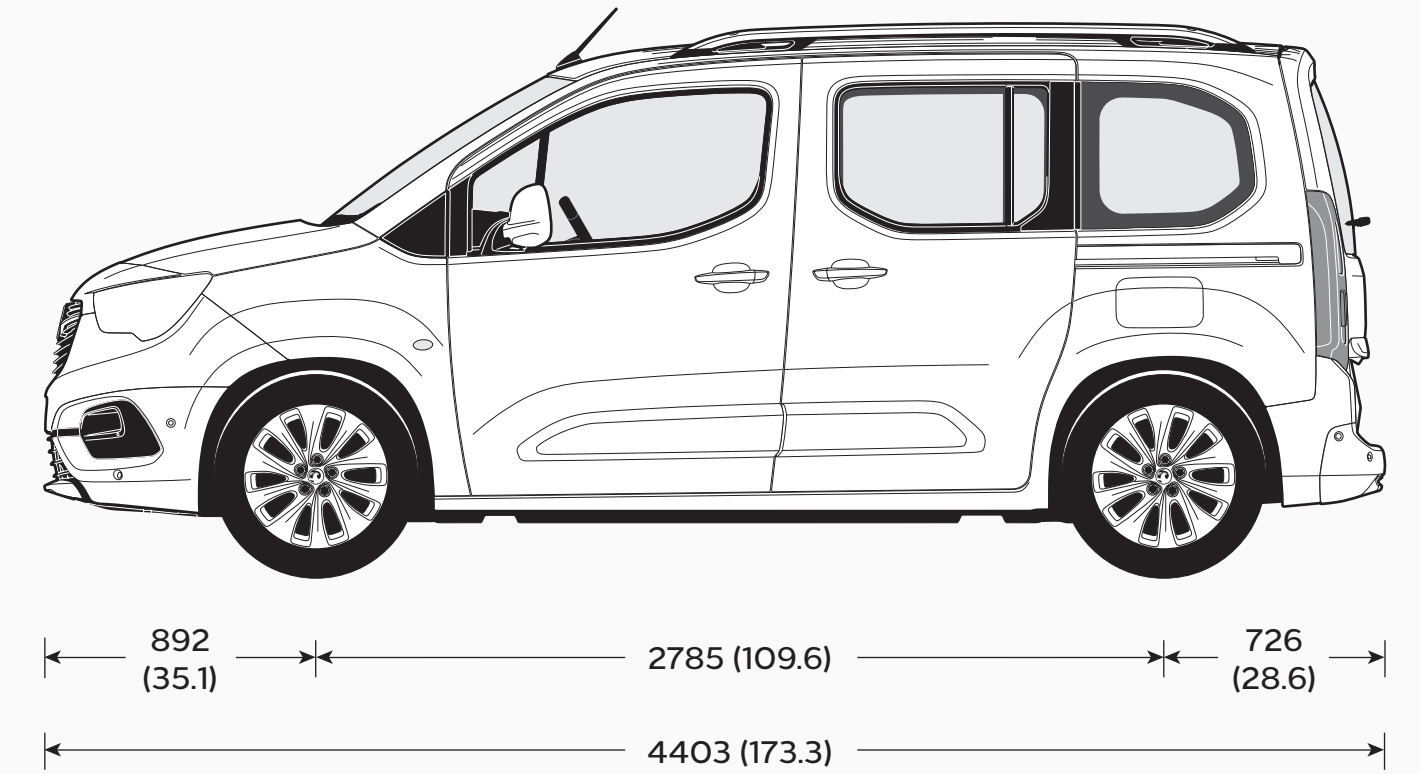
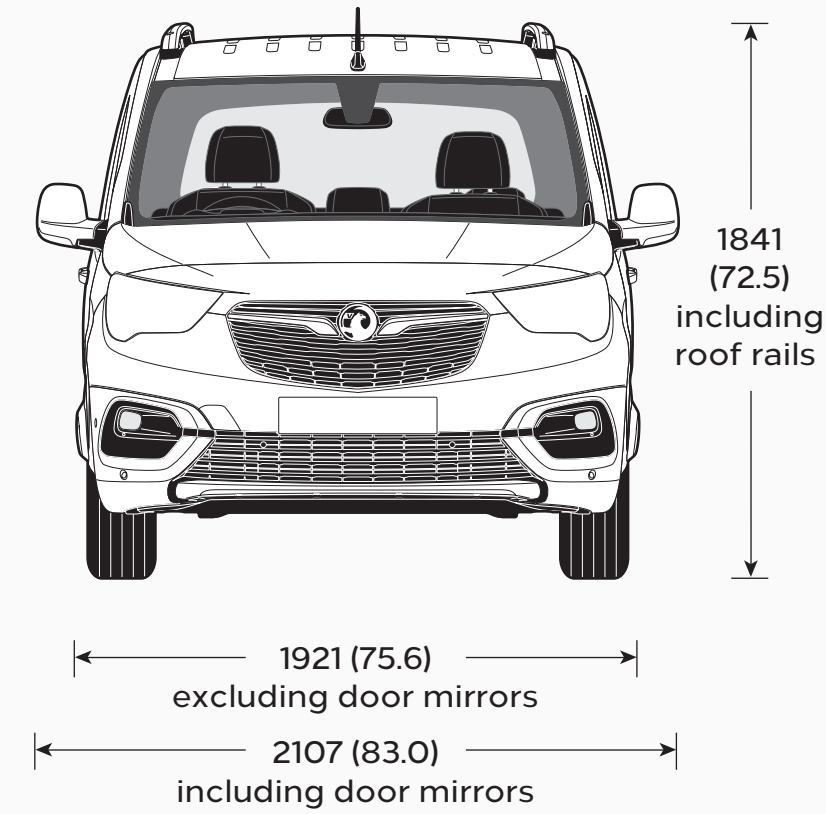
Combo Life Electric Dimensions and Capacities*

All measurements in mm (inches) unless stated otherwise.

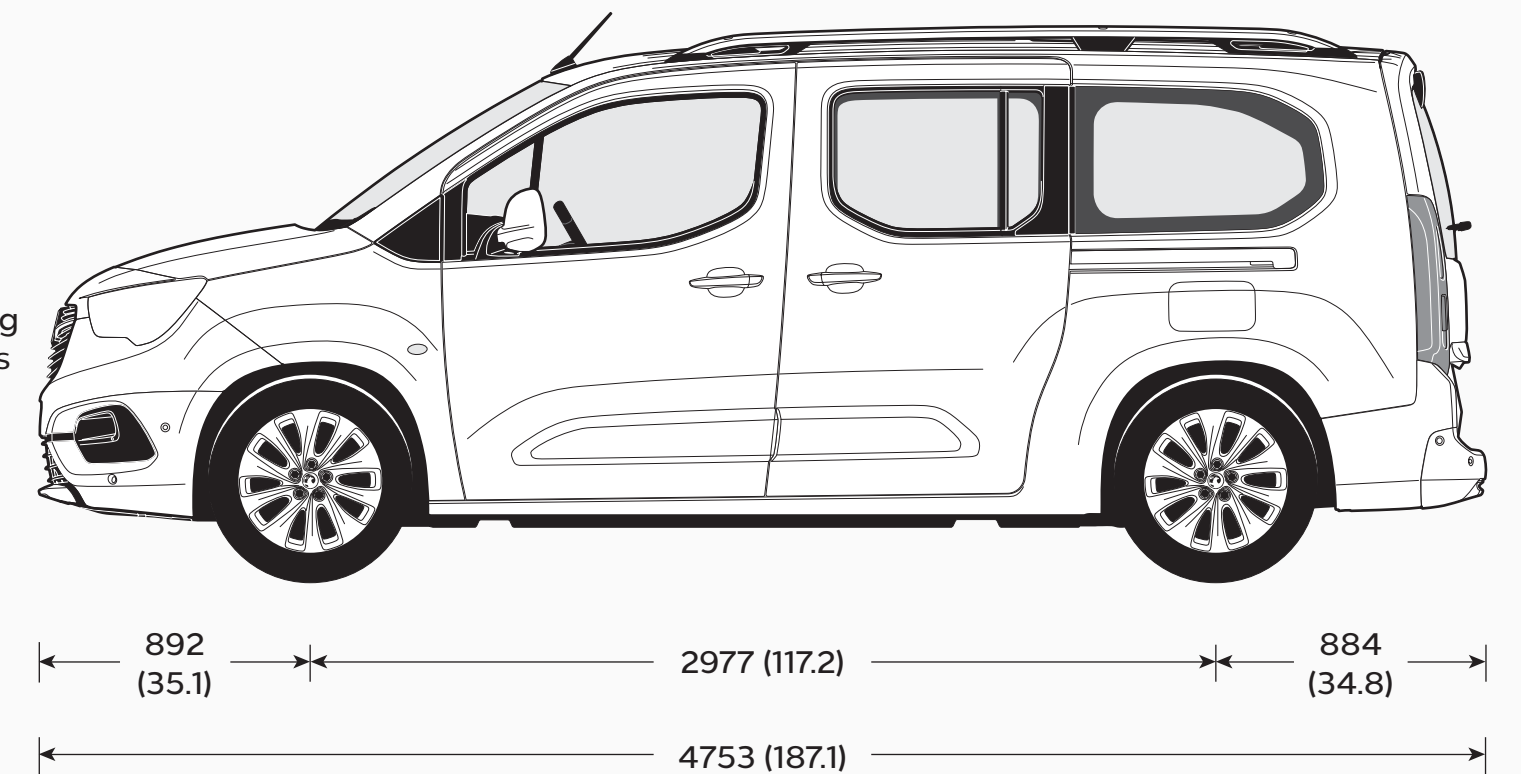
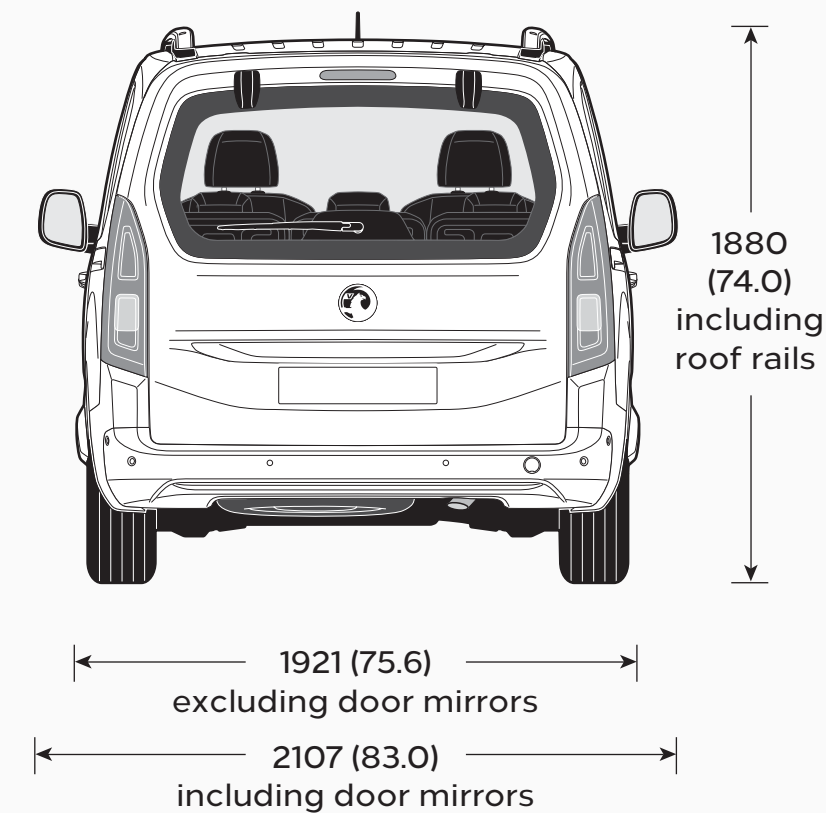
| Loadspace Dimensions | 5-seat | XL 7-seat |
|---|------------------------------|------------------------------|
| Maximum load floor length – passenger seat folded | 2700 (106.3) | 3050 (120.1) |
| Maximum load length – behind front seats | 1880 (74.0) | 2230 (87.8) |
| Maximum load length – behind second-row seats | 914 (36.0) | 1350 (53.1) |
| Maximum load length – behind third-row seats | 236 (9.3) | 418 (16.5) – 566 (22.3) |
| Maximum load height | 1126 (44.3) | 1119 (44.0) |
| Maximum load width | 1195 (47.0) | 1195 (47.0) |
| Maximum width between wheel arches | 1149 (45.2) | 1129 (44.4) |
| Loading height | 584 (23.0) | 620 (24.4) |
| Maximum tailgate aperture width | 1087 (42.8) – 1241 (48.9) | 1087 (42.8) – 1241 (48.9) |
| Maximum tailgate aperture height | 1126 (44.3) | 1126 (44.3) |
| Maximum height under raised tailgate | 1892 (74.5) | 1892 (74.5) |
| Maximum side-access aperture width | 640 (25.2) – 745 (29.3) | 640 (25.2) – 745 (29.3) |
| Maximum side-access aperture height | 1145 (45.1) | 1145 (45.1) |
| Luggage Capacities** Litres (cu.ft.) | | |
| Behind front-row seats to glassline | 1414 (49.9) | 1672 (59.0) |
| Behind front-row seats to roof | 2126 (75.1) | 2693 (95.1) |
| Behind second-row seats to glassline | 597 (21.1) | 850 (30.0) |
| Behind second-row seats to roof | 983 (34.7) | 1538 (54.3) |
| Behind third-row seats | 571 (20.2) | 806 (28.5) |

*Measured using the ECIE method.

5-seat



XL 7-seat



Accessories

| Safety | Total (inc. VAT) | Protection | Total (inc. VAT) | Transport solutions | Total (inc. VAT) | Electric | Total (inc. VAT) |
|--|------------------|--|------------------|--|------------------|---|------------------|
| Spare wheel kit with 16-inch emergency wheel, tool kit and mounting basket | £247 | Carpet mats (set of 4) | £61 | Roof base carrier (set of 2 bars) | | Mode 2 emergency charging cable (Type G – UK domestic plug) | £584 |
| Philips ADR620 dash cam | £109 | Carpet mats for third row seats (set of 2) | £25 | – Without roof rails ² | £180 | Mode 3 charging cable | |
| Front parking sensors | £474 | Rubber mats (set of 4) | £48 | – With roof rails | £219 | – 7.4kW | £331 |
| Rear parking sensors | £455 | Boot tray | £64 | Additional roof base carrier (1 bar) | | – 11kW | £371 |
| Child seats ¹ | | Vertical cargo net | £21 | – Without roof rails ² | £105 | – 22kW | £438 |
| – Group 0 (0-13kg) – Britax Romer Baby Safe | £239 | Dog guard – without sunroof | £282 | Roof carriers (requires base carrier) | | Cable bag | £49 |
| – ISOFIX Base, Rear-facing for Britax Romer Baby Safe | £251 | Dog guard – with sunroof | £248 | Roof box – Thule Ocean 80 | £164 | Mode 2 universal charger UK kit (22kW) | £1,555 |
| – Group 2/3 (15-36kg) – Britax Romer KIDFIX 2 R | £317 | Rear splash guards | £97 | Roof box – Thule Ocean 200 | £374 | Accessories for universal charger | |
| – Group 2/3 (15-36kg) – Britax Romer KIDFIX XP | £352 | Comfort | | Roof box – Thule Touring 200 | £428 | – Wall bracket | £105 |
| – Group 3 (22-36kg) – Booster Seat without Seatback | £76 | USB charger – 2 front and 2 rear ports | £28 | Roof box – Thule Touring 700 | £492 | – Bag | £65 |
| Safety Pack – first aid kit, hi-vis vest and warning triangle | £16 | FlexConnect bracket | £33 | Roof box – Thule Motion 800 | from £426 | – Safety lock | £20 |
| Warning triangle | £9 | FlexConnect hook | £37 | Bike carrier – Thule FreeRide 532 | £81 | – Adapter Type 2 | £318 |
| Hi-vis safety vest – adult | £4 | FlexConnect coat hanger | £41 | Bike carrier – Thule Expert 298 | £134 | – Adapter Type 3c | £358 |
| Hi-vis safety vest – child 3-6 years (42cm) | £4 | FlexConnect folding table | £102 | Surfboard carrier – Thule 833 | £84 | – Adapter (various) | £120 |
| Hi-vis safety vest – child 7-12 years (52cm) | £4 | FlexConnect iPad Mini holder | £127 | Kayak carrier – Thule Hull-a-Port Pro 837 | £234 | | |
| First aid kit | £15 | FlexConnect iPad holder | £106 | Ski/snowboard carrier | | | |
| Emergency seat belt cutter and hammer | £19 | FlexConnect iPad Air holder | £106 | – Thule Snow Pack 7324 (4 x pairs) | £147 | | |
| Fire extinguisher (1kg) with strap | £23 | FlexConnect Samsung Galaxy 10.1 holder | £127 | Ski/snowboard carrier | | | |
| Spare bulb kit – 11 x high-quality bulbs and 7 x fuses from Philips | £70 | Privacy shades (set of 2) for: | | – Thule Snow Pack 7326 (6 x pairs) | £265 | | |
| | | – side rear windows (tilt/turn window) | £59 | Towing | | | |
| | | – side rear windows (electric window) | £59 | Swan's neck towing ball and 13-track wiring loom | | | |
| | | – quarter side rear windows (Life models) | £57 | – Life models | £463 | | |
| | | – quarter side rear windows (Life XL models) | £60 | – Life XL models | £463 | | |
| | | – rear window | £60 | Tow bar with removable tow ball and 13-track wiring loom | | | |
| | | Cupholder organisers | £8-10 | – Life models | £571 | | |
| | | Smoker's kit | £20 | – Life XL models | £567 | | |
| | | Fragrance diffuser | £24 | 13-pin to 7-pin adaptor | £30 | | |
| | | Fragrance cartridge (various) | £18 | | | | |

Please note: Prices shown are fully fitted and painted, where applicable and include VAT. Please check with your local Vauxhall Retailer for details. It is advisable to ensure your insurance policy is adequate to cover additional fitted accessories. Prices correct at time of publication.

¹Restrictions apply to the use of child seats, please consult your vehicle user manual or Vauxhall Retailer. ²A dedicated T-Track adapter (Thule 697-4 or Thule 697-6) is required for the installation of specific roof boxes, contact your local Vauxhall Retailer for details.

Company Car Driver and Fleet Information

Benefit in kind company car taxation*

The car benefit charge will be the car's list price (including VAT, options and accessories fitted, delivery to Retailer and number plates, but excluding Vehicle Excise Duty and new vehicle first registration fee) multiplied by the percentage charge for the CO₂ emissions band in which the car falls (see table opposite). Multiply this figure by your personal income tax rate (20%** for Basic Rate, 40%** for Higher Rate) to calculate your annual benefit in kind tax liability.

Generic example:

ELECTRIC vehicle: 0g/km CO₂

| | |
|--|------------|
| On-the-road RRP | £27,305.00 |
| Deduct: Vehicle Excise Duty | £0.00 |
| New vehicle first registration fee | -£55.00 |
| Effective list price | £27,250.00 |
| Add: Optional two-coat metallic paint | £600.00 |
| List price for tax purposes (P11D value) | £27,850.00 |
| Car benefit charge 2022-23 tax year (2%) | £557.00 |
| Benefit in kind tax liability | |
| Basic Rate (20%) tax payer | £111.40 |
| Higher Rate (40%) tax payer | £222.80 |

*Please note this Price Guide provides taxation information as a guide only. Vauxhall does not provide taxation guidance. Drivers should always take professional advice on their own tax position.

**Excludes residents of Scotland.

BiK for Scottish Residents

Effective 6 April 2018 the Scottish Government have introduced their own BiK taxation structure. This only applies to Company Car Drivers that are Scottish taxpayers. HMRC will determine whether or not an individual is a Scottish taxpayer based on where their main place of residence is.

The BiK rates for Scotland are:

- Over £12,570 – £14,732 Starter Rate 19%
- Over £14,732 – £25,688 Basic Rate 20%
- Over £25,688 – £43,662 Intermediate Rate 21%
- Over £43,662 – £150,000 Higher Rate 41%
- Above £150,000 Top Rate 46%

| CO ₂ emissions (g/km) | Electric range (miles) | Percentage of cars price to be taxed 2022-23 tax year |
|----------------------------------|------------------------|---|
| 0 | - | 2% |
| 1-50 | 130+ | 2% |
| 1-50 | 70-129 | 5% |
| 1-50 | 40-69 | 8% |
| 1-50 | 30-39 | 12% |
| 1-50 | <30 | 14% |

To calculate your own personal liability, search: **Vauxhall BiK**, or click the link below:

[Vauxhall BiK Tool](#)

Fleet Toolbox

Discover the facts in our online Toolbox for both Company Car Drivers and Fleet Decision Makers. The Fleet Toolbox has a host of useful calculators, comparators, interactive listings and information.

Search Vauxhall Fleet Tools or click the link below:

[Vauxhall Fleet Tool Box](#)

Contact Vauxhall Fleet

Please contact one of our dedicated sales teams who will be happy to help with your particular enquiry.

Company Car Drivers

Call: 0345 111 2020

Email: company-car@vauxhallinfo.co.uk

Telephone lines are open

- Monday to Friday 8:00am-9:00pm

- Saturday and Sunday 9:00am-6:00pm

Fleet Decision Makers

Depending on the size of your fleet of vehicles, we have a dedicated team to handle your enquiries. The lines are open Monday to Friday excluding Bank Holidays.

1-24 vehicles

Call: 0845 076 2254 (8:30am-5:00pm)

25+ vehicles

Call: 0330 587 8222 (8:30am-5:00pm)

Email: vauxhallfleet@vauxhall.co.uk

Special Vehicles (Police, Fire and Ambulance)

Call: 01582 409999 (8:30am-5:00pm)

Email: vauxhallspecialvehicles@vauxhall.co.uk

Further Information

On-the-road prices

To eliminate uncertainty about hidden costs when buying a new car, Vauxhall publishes on-the-road recommended retail prices (RRP) and these are shown in the pricing tables within this price guide. These prices include VAT, number plates and delivery to Retailer of £750.00 (including £125.00 VAT), 12 months' Government Vehicle Excise Duty (see opposite for details) and the DVLA new vehicle first registration fee of £55.00.*

Please note: The on-the-road recommended retail price (RRP) does not include fuel supplied by the Retailer, motor insurance or any other goods or services supplied by agreement between the Retailer and the customer.

Price protection

Order a new Vauxhall for build in the current model year (as confirmed by your Retailer) for delivery no more than three months in advance and the price you are quoted is the price you pay. This is irrespective of any subsequent price rises between placing your order and delivery of your new car, but you must take delivery as soon as the car is available.

Please note: Price protection does not apply to Electric models. Vauxhall Motors Limited is not liable for price adjustments caused by Government changes in the rate of VAT (currently 20%), Vehicle Excise Duty, DVLA new vehicle first registration fee or by any other applicable legislation or regulations.

In the event of an accident

Vauxhall Accident Management helps keep you mobile following an accident. Benefits include vehicle recovery, Vauxhall-approved repairs and contacting your insurer. For more details, visit vauxhall.co.uk/AccidentManagement

Free2Move Lease

Whether you're a big company or a small business looking for vehicle financing, Free2Move Lease, our business finance specialists, can deliver exactly what you need.

Free2Move Lease is one of the UK's largest leasing companies and is also a member of the British Vehicle Rental and Leasing Association (BVRLA).

With over 60,000 vehicles in the Free2Move Lease portfolio, Free2Move Lease is able to offer competitive vehicle solutions. In addition, Free2Move Lease also offer innovative connected management of servicing and maintenance.

For further information, please contact your local Vauxhall Retailer or visit vauxhall.co.uk/offers-finance/business-leasing.html

Vehicle Excise Duty

The amount of Vehicle Excise Duty (road fund licence) payable on new cars varies depending on the level of carbon dioxide (CO₂) emissions produced by the vehicle. CO₂ emissions are measured in grams per kilometre (g/km) travelled and divided into 13 charging bands shown in the table opposite.

A 'first year rate' of Vehicle Excise Duty is payable on all new cars and in subsequent years the amount payable reverts to the 'standard rate'. From 1 April 2017 the breakpoints for each of these bands have been revised. Also, for vehicles with a list price over £40,000, including factory-fitted options, an additional £335 is payable for the first five years of standard rate payments.

Vehicle Excise Duty*

| Band | CO ₂ emissions in grams per kilometre | First year rate Petrol | Standard rate Petrol | Standard rate Electric |
|------|--|------------------------|----------------------|------------------------|
| A | 0 | £0 | £0 | £0 |
| B | 1 – 50 | £10 | £165 | – |
| C | 51 – 75 | £25 | £165 | – |
| D | 76 – 90 | £120 | £165 | – |
| E | 91 – 100 | £150 | £165 | – |
| F | 101 – 110 | £170 | £165 | – |
| G | 111 – 130 | £190 | £165 | – |
| H | 131 – 150 | £230 | £165 | – |
| I | 151 – 170 | £585 | £165 | – |
| J | 171 – 190 | £945 | £165 | – |
| K | 191 – 225 | £1,420 | £165 | – |
| L | 226 – 255 | £2,015 | £165 | – |
| M | Over 255 | £2,365 | £165 | – |

*Correct at time of issue.

Further Information

Customer Care Commitment

For added peace of mind, Vauxhall has an innovative Customer Care Commitment that offers the following:

- Three-year vehicle warranty consisting of a one-year/unlimited mileage manufacturer's warranty and a second and third year manufacturer's warranty with a 60,000 miles limitation
- Vauxhall Assistance for 12 months from first registration
- Six years' body panel anti-perforation warranty

Please note: Warranty is only available on vehicles sourced from Vauxhall Motors Limited. Terms and conditions apply – please see your Vauxhall Retailer for details.

Vauxhall Assistance

Vauxhall Assistance is provided automatically with every new Vauxhall for 12 months from first registration and covers everything from accident assistance, roadside recovery and 'at home' service to flat tyres. For even more peace of mind, on fully electric models, the cover is extended* to 3 years. Even more reason for you to stay calm and let us take care of everything should the need arise. With Vauxhall Assistance help is literally just a free** phone call away, 24 hours a day, 365 days a year!

Protecting the environment

Vauxhall's commitment to the environment is demonstrated by our products' many environmental awards. For even more information on Vauxhall's efforts to achieve an environmentally sustainable future, and how to dispose of your end-of-life vehicle, see [vauxhall.co.uk/recycling](https://www.vauxhall.co.uk/recycling)

Vauxhall Care

This all-inclusive service package is available on Vauxhalls under 10 months old (from date of first registration).

This package offers complete peace of mind for the first 3 years of your Vauxhall's life with fixed monthly payments for the plan duration.

- **3 years' Vauxhall servicing** – covers first, second and third annual services. Including a brake-fluid change in the second service
- **2 years' Vauxhall Roadside Assistance** – first year from us
- **First years' MOT[†]** – free of charge by your local Vauxhall Retailer

For full terms and conditions and to sign up, visit: [vauxhall.co.uk/vauxhallcare](https://www.vauxhall.co.uk/vauxhallcare)

Vauxhall Service Club

Vauxhall Service Club is available for all Vauxhall owners, and it's free to join. Members benefit from the following:

- 15% off Vauxhall Approved Accessories
- Vauxhall's aged 2-3 Years = 15% off parts and labour
- Vauxhall's aged over 3 Years = 25% off parts and labour
- Half price MOT's (NI excluded)
- Free pre-MOT test inspection (NI only)
- Fixed price AdBlue[®] Refills
 - Car = £14.99
 - Van = £24.99
- Access to the Vauxhall Accident Management Programme
- Online service booking available 24/7 with servicing appointments available within 3 days – [Book Online](#)
- Collection and delivery/onward mobility options
- Complimentary 'Wash and Vac' with all routine services^{††}
- Vauxhall trained technicians
- Genuine Vauxhall parts
- Minimum 12 months warranty on parts and labour
- Regular newsletters with exclusive offers, discounts and competitions

Terms and conditions apply. To join visit: [vauxhall.co.uk/serviceclub](https://www.vauxhall.co.uk/serviceclub)

Vauxhall Insurance with added reassurance

Comprehensive cover – Summary of benefits

- Competitive premiums
- Repairs by a Vauxhall-trained technician
- Genuine Vauxhall parts, guaranteed for five years when we repair your car within our Approved Repairer Network
- Free courtesy car as standard when using an Approved Repairer[‡]
- 24 hour claims helpline
- Personal Accident benefit
- Cover for audio equipment
- Windscreen cover

Call for a quote on **0330 678 1130^{††}**

For more product information

For further information on the Vauxhall range or location of your nearest Vauxhall Retailer please call **0345 600 1500**. Alternatively, details can be found on our website at [vauxhall.co.uk](https://www.vauxhall.co.uk)

For more information call **0345 600 1500**

For Fleet enquiries call **0330 587 8222**

Discover the full Vauxhall range at **[vauxhall.co.uk](https://www.vauxhall.co.uk)**

Join us online

The invoice price, including delivery to Retailer, factory-fitted options, accessories fitted by the Retailer and number plates, is subject to VAT. Some feature descriptions in this guide may refer to, and some illustrations may show, optional equipment not included in the standard delivery. The information contained in this guide was accurate at the time of publication. We reserve the right to make changes in design and equipment. Please note that Vauxhall Retailers are not the agents of Vauxhall Motors Limited and are not authorised to bind Vauxhall Motors Limited by any specific or implied undertaking or representation. It is advisable to ensure that your motor insurance policy provides adequate cover for additional fitted options and accessories. The colours in this guide are only approximate actual colours. Illustrated optional equipment is available at extra charge. Availability, technical features and equipment provided on our vehicles can vary by model. For precise information on the equipment provided on our vehicles, please contact your local Vauxhall Retailer.

VAUXHALL