

Price and Specification Guide  
1 June 2024 | Model Year 2024A (J0)



# New Vivaro Electric

Including Diesel Range

# Contents

To find the information you want use the links below to navigate around the guide:

---

[Models](#)

---

[Prices](#)

---

[Features/options](#)

---

[Infotainment](#)

---

[Exterior colours](#)

---

[Specifications](#)

---

[Glossary of terms](#)

---

[Further information](#)

---

The new Vivaro has a stylish new look, featuring the now familiar vizor front-end together with a totally refreshed cockpit and infotainment systems that include a 10-inch touchscreen and wireless smartphone connectivity. Designed to perform with the same level of durability, practicality and comfort, Vivaro is built for business and continues to deliver class-leading payload and flexible loadspace.

There's now a total of 18 advanced driver assistance and safety systems, while the availability of an improved, all-electric powerplant and powerful yet efficient diesel engine range, plus a hydrogen fuel cell variant due in the future, takes it even further. We're delighted you're considering the purchase of a new Vivaro and hope this guide will help you make the right choice for your business.



# Prime



Panel Van.



Doublecab.



16-inch steel wheel with centre cap.

17-inch alloy wheel (extra cost option).\*

## Standard Prime features include:

### Infotainment

- Multimedia Pro
  - 10-inch HD touchscreen with wireless mirror screen
  - AM/FM/DAB digital radio
  - 4G connectivity
  - Voice control
  - Two speakers and two tweeters
  - USB connection
- Vauxhall Connect included
  - Connect One connected services including 4 years preventative maintenance

### Interior convenience/styling

- 10-inch colour digital instrument cluster
- Steering wheel mounted audio controls
- Reach and rake-adjustable steering wheel
- Air conditioning
- Multi-function trip computer
- Cruise control with speed limiter
- Six-way adjustable driver's seat with lumbar adjustment and armrest
- Dual front passengers' bench seat with underseat storage
- Paddle shifters for regenerative braking selection
  - light/medium/strong (Electric only)

### Exterior convenience/styling

- Rear parking distance sensors
- Laminated windscreen
- Electrically adjustable/heated door mirrors
- Electrically operated front windows
- Nearside and offside sliding side-access doors
- Twin solid rear doors
- Side-protection mouldings
- 16-inch steel wheels with centre cap and 215/65 R 16 tyres
- Emergency tyre inflation kit
- Electronic power steering

### Safety/security

- Driver and front passengers' airbags
- Height-adjustable front seatbelts
- Electronic stability programme with traction control
- Anti-lock braking system
- Advance emergency braking system
- Full-height steel bulkhead
- Hill start assist
- Daytime running lights
- Remote control central deadlocking
- Selective door locking
- Engine deadlock immobiliser
- Tyre pressure monitoring system
- Lockable fuel filler/Electric charge flap
- Two keys with integral remote
- High beam assist
- Automatic lighting control
- Rain-sensitive windscreen wipers
- Intelligent speed assistance
- Lane keep assist
- Driver attention alert

### Doublecab

#### Additionally feature

- Driver and front passengers' curtain and side-impact airbags
- Three-individually contoured rear seats
- Full-height ABS plastic bulkhead with window
- Glazed nearside and offside-access doors

\*For more details see Exterior style, click [here](#)

Please note: Doublecab rear seating is not equipped with ISOFIX child seat mountings.

# Pro



17-inch steel wheel with full-diameter wheel trim.

17-inch alloy wheel (extra cost option).\*



## Features over and above Prime:

### Infotainment

- Multimedia Pro Navi
  - Fully integrated satellite navigation system

### Interior convenience/styling

- FlexCargo load-through bulkhead
- Fold-flat centre seat backrest providing flat work surface
- Body-colour front bumpers
- Body-colour rear bumpers (on XL models centre section is black)
- Body-colour side-mouldings and door handles
- 17-inch steel wheels with full-diameter wheel trims and 215/60 R 17 tyres

### Exterior convenience/styling

- Dynamic surround view
  - Digital rear view mirror and lateral side view
  - Blind spot detection
  - Front/rear park assist
  - Flankguard detection of fixed obstacles
  - Visiopark 180° rear parking camera
- ECO LED headlights with integrated daytime running lights
- Front fog lights
- Electrically foldable door mirrors

### Safety/security

- Remote control security alarm system

# Prices/Weights

| Electric                              | LCDV Code        | Minimum Mass (kg)** | Maximum indicative payload (kg)** | Gross Vehicle Weights (GVW) (kg) | Plated weights (kg) |           | Towing weights (kg) Braked | Plated Gross Combination Weights (GCW) (kg) | Price (£) exc. VAT | On-the-road RRP before PiVG (£) exc. VAT | On-the-road RRP after PiVG (£) exc. VAT |
|---------------------------------------|------------------|---------------------|-----------------------------------|----------------------------------|---------------------|-----------|----------------------------|---|--------------------|--|---|
|                                       |                  |                     |                                   |                                  | Front axle          | Rear axle |                            |   |                    |  |   |
| <b>Prime Panel Van</b>                |                  |                     |                                   |                                  |                     |           |                            |   |                    |  |   |
| Electric (136PS) auto – 75kWh battery | 2GKOF2NETFT0A0J0 | 2010                | 1001                              | 3011                             | 1500                | 1800      | 1000                       | 4011  | 42,055.00          | <b>43,105.00</b>                         | <b>38,105.00</b>                        |
| <b>XL Prime Panel Van</b>             |                  |                     |                                   |                                  |                     |           |                            |   |                    |  |   |
| Electric (136PS) auto – 75kWh battery | 2GKOF3NETFT0A0J0 | 2043                | 1001                              | 3044                             | 1500                | 1800      | 1000                       | 4044  | 42,855.00          | <b>43,905.00</b>                         | <b>38,905.00</b>                        |
| <b>Pro Panel Van</b>                  |                  |                     |                                   |                                  |                     |           |                            |   |                    |  |   |
| Electric (136PS) auto – 75kWh battery | 2GKOF2NETFT09QJ0 | 2020                | 1001                              | 3021                             | 1500                | 1800      | 1000                       | 4021  | 44,730.00          | <b>45,780.00</b>                         | <b>40,780.00</b>                        |
| <b>XL Pro Panel Van</b>               |                  |                     |                                   |                                  |                     |           |                            |   |                    |  |   |
| Electric (136PS) auto – 75kWh battery | 2GKOF3NETFT09QJ0 | 2052                | 1001                              | 3053                             | 1500                | 1800      | 1000                       | 4053  | 45,530.00          | <b>46,580.00</b>                         | <b>41,580.00</b>                        |
| <b>Prime Doublecab</b>                |                  |                     |                                   |                                  |                     |           |                            |   |                    |  |   |
| Electric (136PS) auto – 75kWh battery | 2GKOF7NETFT0A0J0 | 2154                | 940                               | 3094                             | 1500                | 1800      | 1000                       | 4094  | 44,755.00          | <b>45,805.00</b>                         | <b>40,805.00</b>                        |
| <b>XL Prime Doublecab</b>             |                  |                     |                                   |                                  |                     |           |                            |   |                    |  |   |
| Electric (136PS) auto – 75kWh battery | 2GKOFLNETFT0A0J0 | 2176                | 924                               | 3100                             | 1500                | 1800      | 1000                       | 4100  | 44,955.00          | <b>46,005.00</b>                         | <b>41,005.00</b>                        |
| <b>Pro Doublecab</b>                  |                  |                     |                                   |                                  |                     |           |                            |   |                    |  |   |
| Electric (136PS) auto – 75kWh battery | 2GKOF7NETFT09QJ0 | 2163                | 937                               | 3100                             | 1500                | 1800      | 1000                       | 4100  | 47,430.00          | <b>48,480.00</b>                         | <b>43,480.00</b>                        |
| <b>XL Pro Doublecab</b>               |                  |                     |                                   |                                  |                     |           |                            |   |                    |  |   |
| Electric (136PS) auto – 75kWh battery | 2GKOFLNETFT09QJ0 | 2185                | 915                               | 3100                             | 1500                | 1800      | 1000                       | 4100  | 47,630.00          | <b>48,680.00</b>                         | <b>43,680.00</b>                        |
| <b>Prime Platform Cab*</b>            |                  |                     |                                   |                                  |                     |           |                            |   |                    |  |   |
| Electric (136PS) auto – 75kWh battery | 2GKOP1JETFT0A0J0 | 1442                | 1658                              | 3100                             | 1500                | 1800      | 1000                       | 4100  | 41,705.00          | <b>42,755.00</b>                         | <b>N/A†</b>                             |

**Please note:** On-the-road recommended retail prices (RRP) include number plates and delivery to Retailer of £995.00 exc. VAT (£1,194.00 inc. VAT) and new vehicle first registration fee of £55.00 (correct at time of publication). Excludes fuel and insurance. Price has been calculated using manufacturer estimates and includes an OZEV grant of up to £5,000.00 which has been deducted from the price of the vehicle (OZEV Grant not available in the Isle of Man). The grant is a government incentive and is subject to withdrawal prior to delivery of your vehicle. Retailers may be required to carry out more than one credit check during the course of the order process. You may be required to place a deposit when placing your order with your supplying Retailer. In the event of a price change, deposit refunds will be governed by your supplying Retailer's policy and as such must be discussed with the supplying Retailer.

Gross plated weights (including axle weights) quoted on the vehicle plate are to UK plated weight specification and must never be exceeded.

\*Provisional data. \*\*Minimum Mass for standard vehicles will vary according to the vehicle specification (including trim, options and accessories) with a corresponding variation in payload. †Please note, once body has been added to make vehicle complete the converter will be able to calculate EV range.

# Prices/Weights 6D (6.3)

| Diesel                                  | LCDV Code        | Minimum Mass (kg)** | Maximum indicative payload (kg)* | Gross Vehicle Weights (GVW) (kg) | Plated weights (kg) |           | Towing weights (kg) Braked | Plated Gross Combination Weights (GCW) (kg) | Price (£) exc. VAT | On-the-road RRP (£) exc. VAT |
|---|------------------|---------------------|----------------------------------|----------------------------------|---------------------|-----------|----------------------------|---|--------------------|------------------------------|
|   |                  |                     |                                  |                                  | Front axle          | Rear axle |                            |   |                    |                              |
| <b>Prime Panel Van Euro 6D (6.3)</b>    |                  |                     |                                  |                                  |                     |           |                            |   |                    |                              |
| 1.5 (120PS) Turbo D S/S                 | 2GKOF2NP7KT0A0J0 | 1648                | 1182                             | 2830                             | 1500                | 1500      | 2000                       | 4230  | 27,855.00          | <b>29,240.00</b>             |
| 2.0 (145PS) Turbo D                     | 2GKOF2NWR6T0A0J0 | 1716                | 1384                             | 3100                             | 1500                | 1800      | 2500                       | 5000  | 29,155.00          | <b>30,540.00</b>             |
| 2.0 (145PS) Turbo D S/S auto            | 2GKOF2NWR1T0A0J0 | 1751                | 1349                             | 3100                             | 1500                | 1800      | 2500                       | 4900  | 30,655.00          | <b>32,040.00</b>             |
| <b>XL Prime Panel Van Euro 6D (6.3)</b> |                  |                     |                                  |                                  |                     |           |                            |   |                    |                              |
| 1.5 (120PS) Turbo D S/S                 | 2GKOF3NP7KT0A0J0 | 1700                | 1130                             | 2830                             | 1500                | 1800      | 2000                       | 4230  | 28,755.00          | <b>30,140.00</b>             |
| 2.0 (145PS) Turbo D                     | 2GKOF3NWR6T0A0J0 | 1755                | 1315                             | 3070                             | 1500                | 1800      | 2500                       | 5000  | 30,055.00          | <b>31,440.00</b>             |
| 2.0 (145PS) Turbo D S/S auto            | 2GKOF3NWR1T0A0J0 | 1771                | 1329                             | 3100                             | 1500                | 1800      | 2500                       | 4900  | 31,555.00          | <b>32,940.00</b>             |
| <b>Pro Panel Van Euro 6D (6.3)</b>      |                  |                     |                                  |                                  |                     |           |                            |   |                    |                              |
| 1.5 (120PS) Turbo D S/S                 | 2GKOF2NP7KT09QJ0 | 1657                | 1173                             | 2830                             | 1500                | 1800      | 2000                       | 4230  | 30,530.00          | <b>31,915.00</b>             |
| 2.0 (145PS) Turbo D                     | 2GKOF2NWR6T09QJ0 | 1725                | 1375                             | 3100                             | 1500                | 1800      | 2500                       | 5000  | 31,830.00          | <b>33,215.00</b>             |
| <b>XL Pro Panel Van Euro 6D (6.3)</b>   |                  |                     |                                  |                                  |                     |           |                            |   |                    |                              |
| 1.5 (120PS) Turbo D S/S                 | 2GKOF3NP7KT09QJ0 | 1709                | 1121                             | 2830                             | 1500                | 1800      | 2000                       | 4230  | 31,430.00          | <b>32,815.00</b>             |
| 2.0 (145PS) Turbo D                     | 2GKOF3NWR6T09QJ0 | 1765                | 1335                             | 3100                             | 1500                | 1800      | 2500                       | 5000  | 32,730.00          | <b>34,115.00</b>             |
| <b>Prime Doublecab Euro 6D (6.3)</b>    |                  |                     |                                  |                                  |                     |           |                            |   |                    |                              |
| 2.0 (145PS) Turbo D                     | 2GKOF7NWR6T0A0J0 | 1818                | 1242                             | 3060                             | 1500                | 1800      | 2500                       | 5000  | 31,855.00          | <b>33,240.00</b>             |
| <b>XL Prime Doublecab Euro 6D (6.3)</b> |                  |                     |                                  |                                  |                     |           |                            |   |                    |                              |
| 2.0 (145PS) Turbo D                     | 2GKOF7NWR6T0A0J0 | 1858                | 1172                             | 3030                             | 1500                | 1800      | 2500                       | 5000  | 32,055.00          | <b>33,440.00</b>             |

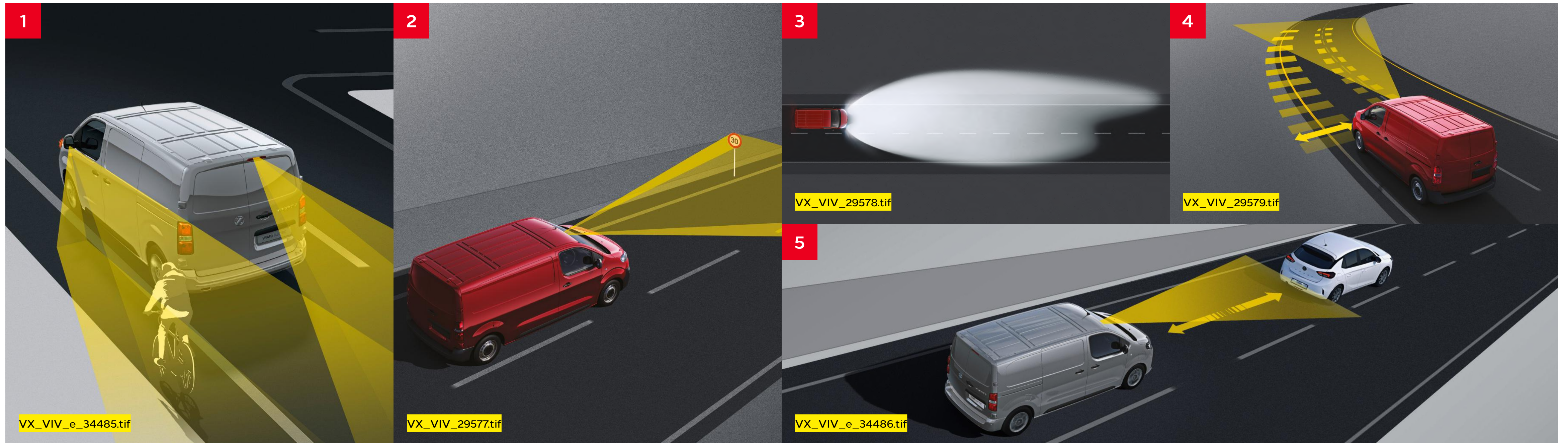
S/S = Start/Stop.

**Please note:** On-the-road recommended retail prices (RRP) include number plates and delivery to Retailer of £995.00 exc. VAT (£1,194.00 inc. VAT), 12 months' Vehicle Excise Duty and new vehicle first registration fee of £55.00 (correct at time of publication). Excludes fuel and insurance.

Gross plated weights (including axle weights) quoted on the vehicle plate are to UK plated weight specification and must never be exceeded. Unbraked towing weight 750kg – all models.

\*Minimum Mass for standard vehicles include coolant, oil and 90% full fuel tank. They will vary according to the vehicle specification (including trim, options and accessories) with a corresponding variation in payload.

# Safety features



## 1. Dynamic surround view

Incorporates a digital rear-view mirror with cameras above the rear door and in the nearside exterior door mirror, extending the view of traditional rear view mirrors.

The system features include:

**Side blind spot detection** – Enables the driver to clearly see obstacles on the nearside.

**Visiopark 180° rear parking camera** – Working with 12 parking sensors enables safer reversing as the driver is now able to view a larger area via the digital display screen. Automatically activates when reverse gear is engaged or the rear doors are opened.

## 2. Intelligent speed assistance

Recognises speed limit signs and visually warns the driver of local restrictions followed by an acoustic warning if the limit is exceeded.

## 3. High beam assist

Switches the headlights between high beam and dipped beam automatically to avoid blinding other drivers.

## 4. Lane keep assist

If the driver has not actively steered or signalled, the system performs corrective steering actions to help prevent the vehicle crossing painted boundary lines or road side edges.

## 5. Active cruise control with stop and go facility

Maintains the speed set but if a slower vehicle is detected ahead, the system will automatically lower the vehicle speed to keep a safe distance – 19mph minimum with manual transmission. For models with automatic transmission, the system will bring the vehicle to a complete standstill if required.

## Driver attention alert\*

Monitors your time behind the wheel and sends a warning after two and three hours continuous driving. The system continues to analyse driving patterns via the front camera and steering wheel

movements, and then warns you when it's time to take a quick break.

## Forward collision alert incorporating Advance Emergency Braking System (AEBS)\*

This system alerts the driver of a potential collision through a combination of visual and then audible warnings. Should the driver fail to react, autonomous emergency braking is triggered to help mitigate/avoid the impact by reducing the speed of the vehicle. AEBS provides additional assistance to optimise braking performance while a dynamic brake support function boosts pressure to help further minimise stopping distances.

# Features/options

| Model specific features/options  | Option code*                  | Prime  | Prime Electric | Pro  | Pro Electric |
|--|-------------------------------|--------|----------------|------|--------------|
| <b>Safety</b>  |                               |        |                |      |              |
| Driver and front passenger's curtain and side impact airbags – Panel Van only  | NF26                          | £400   | £400           | £400 | £400         |
| Glazed bulkhead – Panel Van only   | PX35                          | £50    | £50            | N/A  | N/A          |
| Polycarbonate contoured bulkhead – Panel Van only  | PX37                          | £200   | £200           |      |              |
| <b>Driver assistance</b>   |                               |        |                |      |              |
| Drive Assist Pack – Leather-covered heated steering wheel/Electric parking brake/Heated driver seat/Athermic windscreen/Active cruise control – System can reduce speed down to 18.5mph (manual)/Stop and Go – System can bring vehicles to complete stop (auto) – Not available with 120PS Engine | ZVKT (manual)/<br>ZVKS (auto) | £600   | £600           | £600 | £600         |
| Floor-mounted handbrake lever  |                               | ●      |                | ●    |              |
| Electronic parking brake   |                               |        | ●              |      | ●            |
| Rear parking distance sensors  |                               | ●      | ●              | ●    | ●            |
| Rain-sensitive windscreen wipers   |                               | ●      | ●              | ●    | ●            |
| Automatic lighting control   |                               | ●      | ●              | ●    | ●            |
| City Pack – Dynamic surround view: Digital rear-view mirror/Lateral side view/Visiopark 180° rear parking camera/Blind spot detection/Front and rear park assist/Flankguard detection of fixed obstacles/Front fog lights/Foldable door mirrors – Not available with Tailgate or Glazed Rear Doors | WYAZ                          | £1,400 | £1,400         | ●    | ●            |
| Camera Park – Visiopark 180° (Rear Parking Camera)   | WYAX                          | £900   | £900           | ●    | ●            |
| Urban Pack – Front park assist - Flankguard - Blind-Spot Detection - Power-folding Mirrors - Fog-Lights  | WYAW                          | £650   | £650           | ●    | ●            |

\*Optional at extra cost excluding VAT.



# Features/options

| Model specific features/options   | Option code* | Prime   | Prime Electric | Pro  | Pro Electric |
|---|--------------|---------|----------------|------|--------------|
| <b>Exterior convenience</b>   |              |         |                |      |              |
| Full-size spare wheel with anti-theft cradle  | RS03         | £160    | £160           | £160 | £160         |
| 11kW three-phase on-board charger with mode-3 22kW cable (added at POE)   | LZ04         |         | £400           |      | £400         |
| <b>Exterior style</b>   |              |         |                |      |              |
| Body-colour front bumper/Body-colour rear bumper/Body-colour rear corner bumper with black centre section (XL)/Body-colour side-protection mouldings/Body colour door handles |              |         |                | ●    | ●            |
| Front fog lights  |              |         |                | ●    | ●            |
| 17-inch silver alloy wheels with 215/60 R 17 tyres  | ZHZL         | £650    | £650           | £650 | £650         |
| <b>Security</b>   |              |         |                |      |              |
| Remote control security alarm system  | AB08         | £225    | £225           | ●    | ●            |
| <b>Towing</b>   |              |         |                |      |              |
| Towbar – heavy duty removable with tool (ball/hook) and 13-pin connector plug (Diesel only)   | AQ10         | £700    |                | £700 |              |
| Converter Pack – Reinforced battery mounts/Uprated alternator and starter/Tow bar/Converter and Towing connector – Standard on Platform Cab, excluding towing content         | BQ01         | £400    | £400           |      |              |
| <b>Interior</b>   |              |         |                |      |              |
| Single front passenger seat   | WAAS         | No-cost | No-cost        |      |              |
| <b>Mechanical</b>   |              |         |                |      |              |
| Worksite Pack – Increased ground clearance (175mm)/Under engine protection plate/Full-size spare wheel  | GA04         | £950    | £950           | £950 | £950         |

\*Optional at extra cost excluding VAT.

# Features/options

| Model specific feature/options  | Option code* | Prime | Prime Electric | Pro  | Pro Electric |
|---|--------------|-------|----------------|------|--------------|
| <b>Load area</b>  |              |       |                |      |              |
| Fixed window to nearside side-access door/Fixed window to offside side-access door<br>- Panel Van only  | VG07         | £120  | £120           | £120 | £120         |
| Rear glazed doors - 90°/180° opening/Heated rear windows with wash/wipe facility                        | WO05         | £300  | £300           |      |              |
| Tailgate - Glazed tailgate/Heated rear windows with wash/wipe facility                                  | WO06         | £300  | £300           |      |              |
| 9mm coated anti-slip wooden load floor with aluminium rails - Not available on Platform Cab             | GB33         | £400  | £400           | £400 | £400         |
| FlexCargo load-through bulkhead - Dual front passengers' seat/Load-through bulkhead<br>- Panel Van only | WAAT         | £350  | £350           | ●    | ●            |

\*Optional at extra cost excluding VAT.



Load-through hatch within bulkhead.



Fully folding passenger seat.



Multi-function fixed bench passenger's seat.

# Infotainment

## Multimedia Pro

### Features

- Multimedia Pro
  - 10-inch HD touchscreen with wireless mirror screen
  - AM/FM/DAB digital radio
  - 4G connectivity
  - Voice control
  - Two speakers and two tweeters
  - USB connection

### Mobile phone portal

- Bluetooth® connectivity
- Vehicle microphone
- Phone book access – Contacts/last calls/missed calls etc. are mirrored on the display and are easily navigated using the touchscreen (features dependent on mobile phone)
- Smartphone interface – Apple CarPlay/Android Auto™

### Additional feature

- Flexible roof-mounted aerial

## Multimedia Pro Navi

### Features over Multimedia Pro

- Multimedia Pro Navi
  - Fully integrated satellite navigation system

### Driver information

- 10-inch colour digital instrument cluster
- Multi-function trip computer
- Central facia display – including audio information, clock and outside air temperature



| Model specific feature/option  | Option code* | Prime | Prime Electric | Pro | Pro Electric |
|--|--------------|-------|----------------|-----|--------------|
| <b>Infotainment</b>  |              |       |                |     |              |
| Multimedia Pro with 10-inch touchscreen  |              | ●     | ●              |     |              |
| Connected Nav Pack – HD Satellite navigation system/Front fog lights/Foldable door mirrors | ZJA9         | £1100 | £1100          | ●   | ●            |

Please note that compatibility and certain functions may be different depending on the type of device and operating system you're using with the Multimedia systems. Apple CarPlay is a trademark of Apple Inc. Apple and iPhone are trademarks of Apple Inc., registered in the U.S. and other countries. Android is a trademark of Google Inc, also registered in the U.S. and other countries.

\*Optional at extra cost excluding VAT.

# Vauxhall Connect

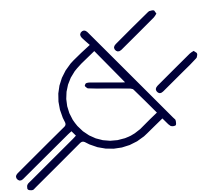


## Safety

The more you know, the safer your journey – that's why our smart tech and connected services keep you constantly updated on what's going on inside and outside your vehicle.

## Peace of mind

- Emergency call (SOS e-call)
- Breakdown call (b-call)




## e-Remote control

Want seamless charging and added levels of comfort? Use e-Remote to schedule charging times, keep an eye on your range and even pre-set your vehicle's cabin temperature before you get in.

## Convenience

- E-remote control (Electric only)\*\*
- Remote check of battery level, programming and charge management
- Pre-conditioning of vehicle temperature



## Live navigation plus†

With real-time directions and traffic information from the leading European GPS provider, TomTom®, every journey will be a breeze.

- TomTom® services
- Real time traffic news
- Parking prices and availability
- Weather forecast on your journey
- Natural voice control
- Fuel prices at petrol stations
- Search for charging stations
- Quick search for points of interest
- Road safety alerts



## Maintenance

Connected services are here for you – even when things go wrong. Our Intelligent Telemaintenance service monitors the key functions of your vehicle – and notifies you as soon as something needs attention.

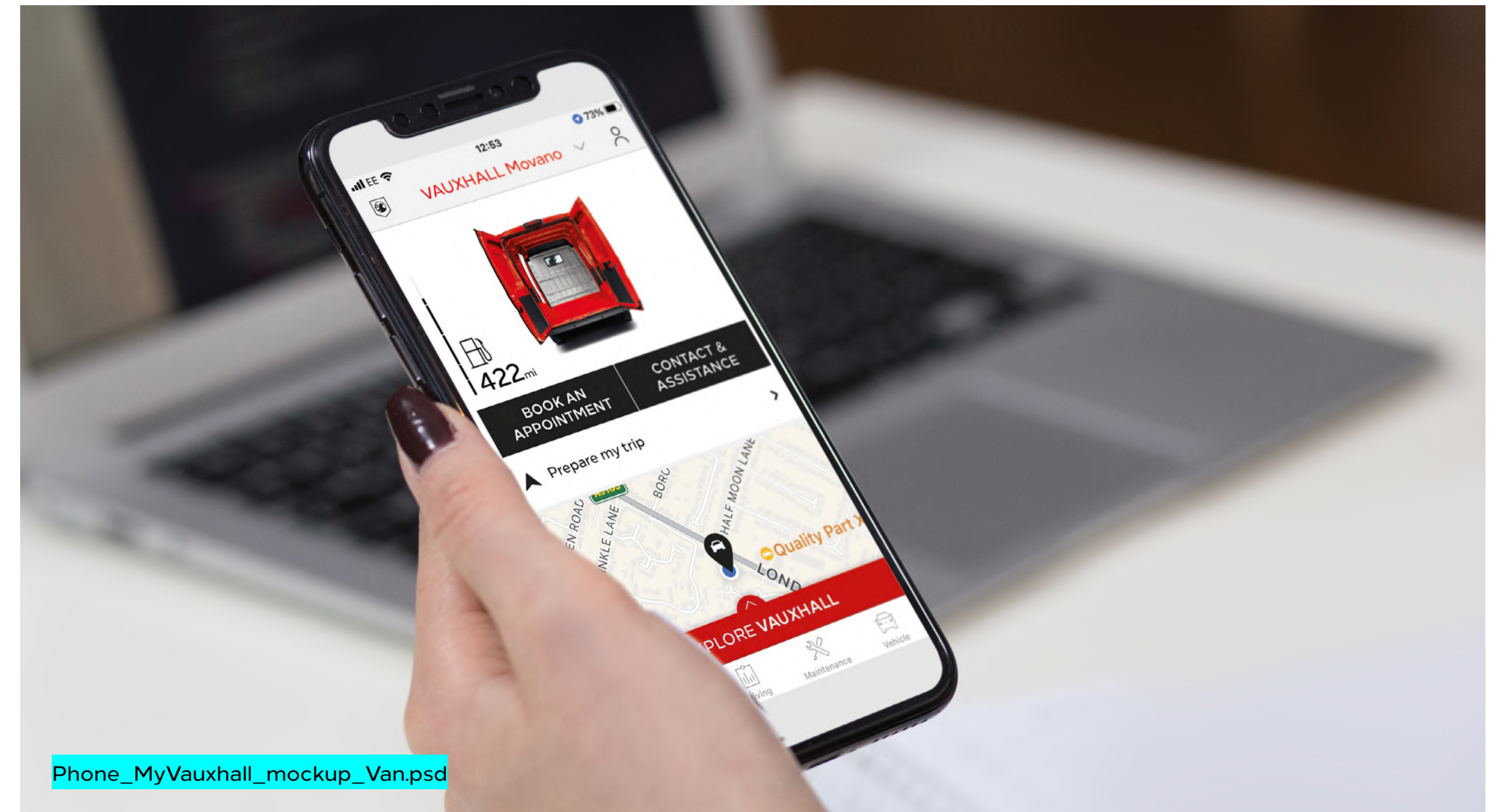
- Vehicle status and information\*\*
- Maintenance alerts, fuel level, average fuel consumption and mileage

Vauxhall Connect\* is the smart way to stay connected while on the road. Innovative technology systems and related services keep our drivers safe and provide an exciting, efficient yet safe trip.

## Explore MyVauxhall

Ready to make life easier? Meet MyVauxhall – your one-stop shop for everything Vauxhall. Plan journeys from the comfort of your armchair. View your next scheduled service, book a vehicle repair, access your handbook and much more!

Also if you drive an electric vehicle or plug-in hybrid, you'll love our e-Remote Control app feature. Use it to pre-condition your cabin temperature before journeys – and maximise your charge. Or pre-schedule charging times at night, and benefit from cheaper electricity.



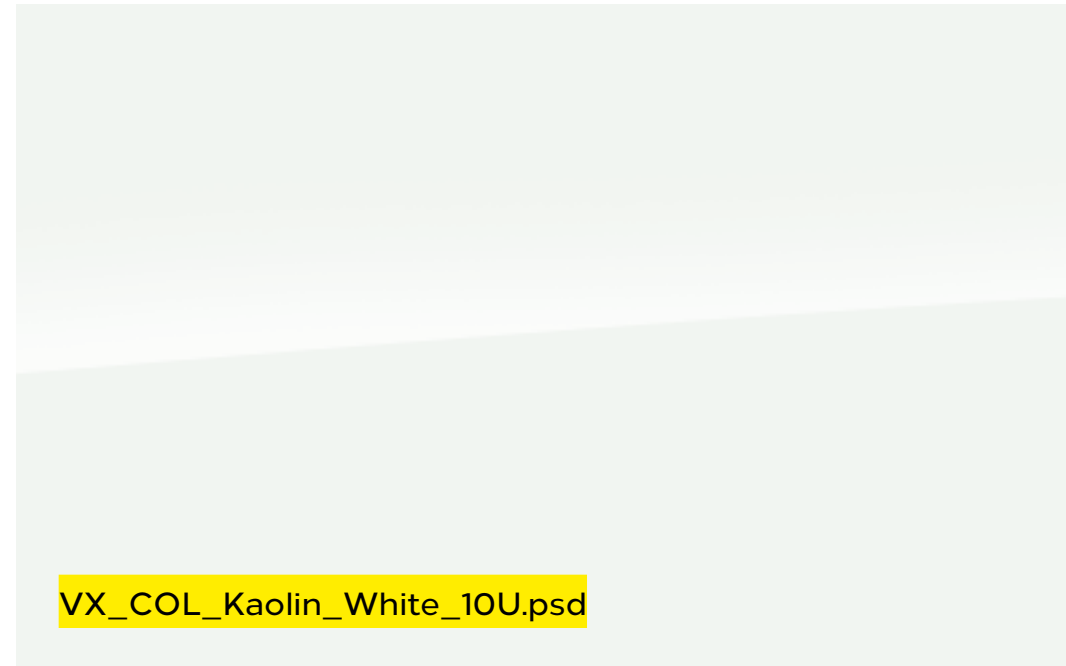
Phone\_MyVauxhall\_mockup\_Van.psd

\*Subject to subscription – after you have taken delivery of your vehicle, please subscribe on: [connect.vauxhall.co.uk](https://connect.vauxhall.co.uk) \*\*via MyVauxhall App. †Standard on models with Satellite Navigation only. Additional terms and conditions apply to connected services, including customer acceptance of location sharing prior to activation.


For more information visit [vauxhall.co.uk/discover/myvauxhall.html](https://vauxhall.co.uk/discover/myvauxhall.html)

# Exterior colours

**Kaolin White (POPR)\***  
Solid paint




**Mercury Grey (MO1J)\*\***  
Two-coat metallic paint £650



**Quartz Silver (MOF4)\*\***  
Two-coat metallic paint £650



**Pearl Black (M09V)\*\***  
Two-coat metallic paint £650



# Special colours

**Post Yellow (EODC)† £750**



Available on Combo and Movano also as a special colour.

**Post Red (E01W)† £750**



**Genet Yellow (E0AS)† £750**



Available on Movano also as a special colour.

**Power Blue (E0MG)† £750**



Available on Combo also as a special colour.

**Imperial Blue (E04P)† £750**



Available on Combo also as a special colour.

**Flame Red (E0JH)† £750**



Available on Combo and Movano also as a special colour.

**Golden Yellow (E0BS)† £750**



**Ardent Red (E0X9)† £750**



Available on Combo also as a special colour.

**Tropic Beige (E0CC)† £750**



**Sky Blue (E03L)† £750**



Additional lead-time for special paint will be confirmed at order placement (event 25). Consult Retailer for details. The colours reproduced may vary slightly from the actual paint colour. As a result they should be used as a guide only. Your Vauxhall Retailer has a comprehensive display of our paint samples. Please note, vehicles illustrated are not model specific and are for illustrative purposes only.

\*Standard exterior paint. \*\*Optional at extra cost excluding VAT. †Optional at extra cost excluding VAT. Not available on Pro models.

# Specifications\* – Electric

## Single-speed electronic drive selector

All-electric single speed drive means there is no need for multiple gears. Instead the e-toggle enables the driver to select from the following:

- Park • Reverse • Neutral • Drive
- Braking (for increased regenerative braking)

## Drive mode selector

The driver can determine the driving style by selecting one of the following modes:


- **Normal (107PS):** for a balanced drive that offers a compromise between performance and energy efficiency. WLTP range is validated in this mode
- **Power (136PS):** with high power reserves for the highest top speed and torque. Recommended at full capacity
- **ECO (80PS):** for maximum range and energy efficiency. The ECO mode deactivates all unnecessary energy-consuming features and reduces the top speed, torque and overall performance

## Charging

Vivaro Electric comes fitted with an 7.4kW on-board charger and mode 3 cable. An 11kW on-board charger is available as an extra cost option. For more details please consult your local Retailer.

Need help with home or public charging? Check out VX's Plug & Go partnership with Octopus

[Click here to find out more](#)



## Braking

### Energy recuperation

The regenerative braking system works when the vehicle is in motion, energy created by the resistance of the brakes against the drivetrain is converted into DC voltage to partially recharge the battery. The driver can engage braking mode through the drive selector or use the paddle shifters to select the choice of regeneration – light/medium/strong.

### Single foot driving experience

The system not only utilises the energy when the brakes are being used, but also engages when the vehicle is coasting, recovering more energy and enabling single foot driving as the brakes automatically engage when the throttle pedal is released.

**Please note, EV range assumes that vehicle has been pre-conditioned prior to journey. This function can be accessed either via MyVauxhall App or by using the infotainment system.**

| Drivetrain – Electric                               |   |                        |
|---|---|------------------------|
| CO <sub>2</sub> emissions                           | 0g/km   |                        |
| Maximum power                                       | 100kW (136PS)   |                        |
| Maximum torque                                      | 260Nm (192lb. ft.)  |                        |
| Acceleration 0 – 62mph                              | 14.3 sec  |                        |
| Maximum speed                                       | 81mph   |                        |
| Transmission  | Automatic electric drive with fixed gear ratio  |                        |
| Service interval                                    | Every 25,000 miles or 2 years (whichever comes sooner). Initial inspection at 12,500 miles or 1 year (whichever comes sooner) |                        |
| Battery   |   |                        |
| Battery capacity                                    | 75kWh   |                        |
| AC on-board charger speed (standard)                | 7.4kW   |                        |
| WLTP Range (Combined)                               | 194 – 230 miles   |                        |
| WLTP Range (City)                                   | 195 – 314 miles   |                        |
| Energy consumption (Combined low/high)              | 22.4 – 26.4kWh/100km  |                        |
| Battery warranty                                    | 8 years/100,000 miles/70% capacity  |                        |
| Charging (Supply)                                   | Socket  | Charge Time (0 – 100%) |
| AC current – Domestic 3 pin socket                  | Type 2  | 36h 45m                |
| AC current – Home wallbox or public charger (7.4kW) | Type 2  | 11h 20m                |
| AC current – Public charger (11kW)**                | Type 2  | 7h 30m                 |
| DC current – Rapid charger (100kW)                  | CCS   | 45m (5 – 80%)          |

The Vivaro Electric is a battery electric vehicle requiring mains electricity for charging. Range data given has been determined according to WLTP test procedure methodology. The figures shown are intended for comparability purposes only and should only be compared to other cars tested to the same technical standard. The range you achieve under real world driving conditions will depend upon a number of factors, including but not limited to: the accessories fitted (pre and post registration); charging frequency; personal driving style; vehicle load and route characteristics; variations in weather; heating/air conditioning; pre-conditioning and battery condition. For more information, contact your local Vauxhall Retailer.

\*Provisional data. \*\*Requires optional 11kW on board charger.

# Specifications – Diesel

| Diesel engines        | 1.5 (120PS) Turbo D Start/Stop BlueInjection                  | 2.0 (145PS) Turbo D BlueInjection                             | 2.0 (145PS) Turbo D Start/Stop BlueInjection auto             |
|-----------------------|---|---|---|
| Capacity              | 1499cc  | 1997cc  | 1997cc  |
| Maximum power         | 120PS (88kW) @ 3500rpm  | 145PS (106kW) @ 3750rpm                                       | 145PS (106kW) @ 3750rpm                                       |
| Maximum torque        | 300Nm (221lb.ft.) @ 1750rpm                                   | 340Nm (251lb.ft.) @ 2000rpm                                   | 370Nm (273lb.ft.) @ 2000rpm                                   |
| Configuration         | 4 cylinders, 4 valves per cylinder, double overhead camshafts | 4 cylinders, 4 valves per cylinder, double overhead camshafts | 4 cylinders, 4 valves per cylinder, double overhead camshafts |
| Fuel/induction system | High pressure turbo-charged direct injection                  | High pressure turbo-charged direct injection                  | High pressure turbo-charged direct injection                  |
| Emission compliance   | Euro 6D (6.3)   | Euro 6D (6.3)   | Euro 6D (6.3)   |
| Service interval      | 25,000 miles or 2 years (whichever occurs sooner)             | 30,000 miles or 2 years (whichever occurs sooner)             | 32,000 miles or 2 years (whichever occurs sooner)             |

# Specifications\* – Diesel

| Fuel economy/Emissions Euro 6D (6.3)    | WLTP Fuel economy mpg<br>(litres/100km) <sup>#</sup> |               | CO <sub>2</sub> (g/km) <sup>#</sup> |      |
|---|--|---------------|-------------------------------------|------|
|   | Combined Low   | Combined High | Low                                 | High |
| <b>Prime Panel Van Euro 6D (6.3)</b>    |  |               |                                     |      |
| 1.5 (120PS) Turbo D S/S                 | 38.7 (7.3)   | 44.8 (6.3)    | 164                                 | 191  |
| 2.0 (145PS) Turbo D                     | 34.0 (8.3)   | 38.7 (7.3)    | 191                                 | 216  |
| 2.0 (145PS) Turbo D S/S auto            | 34.4 (8.2)   | 39.8 (7.1)    | 186                                 | 215  |
| <b>XL Prime Panel Van Euro 6D (6.3)</b> |  |               |                                     |      |
| 1.5 (120PS) Turbo D S/S                 | 38.2 (7.4)   | 43.5 (6.5)    | 169                                 | 193  |
| 2.0 (145PS) Turbo D                     | 34.0 (8.3)   | 38.7 (7.3)    | 191                                 | 216  |
| 2.0 (145PS) Turbo D S/S auto            | 34.4 (8.2)   | 39.8 (7.1)    | 186                                 | 215  |
| <b>Pro Panel Van Euro 6D (6.3)</b>      |  |               |                                     |      |
| 1.5 (120PS) Turbo D S/S                 | 38.7 (7.3)   | 44.8 (6.3)    | 164                                 | 191  |
| 2.0 (145PS) Turbo D                     | 34.0 (8.3)   | 38.7 (7.3)    | 191                                 | 216  |
| <b>XL Pro Panel Van Euro 6D (6.3)</b>   |  |               |                                     |      |
| 1.5 (120PS) Turbo D S/S                 | 38.2 (7.4)   | 43.5 (6.5)    | 169                                 | 193  |
| 2.0 (145PS) Turbo D                     | 34.0 (8.3)   | 38.7 (7.3)    | 191                                 | 216  |
| <b>Prime Doublecab Euro 6D (6.3)</b>    |  |               |                                     |      |
| 2.0 (145PS) Turbo D                     | 34.0 (8.3)   | 38.7 (7.3)    | 191                                 | 216  |
| <b>XL Prime Doublecab Euro 6D (6.3)</b> |  |               |                                     |      |
| 2.0 (145PS) Turbo D                     | 34.0 (8.3)   | 38.7 (7.3)    | 191                                 | 216  |

S/S = Start/Stop.

<sup>#</sup>Figures shown are for comparison purposes and should only be compared to the fuel consumption and CO<sub>2</sub> values of other vehicles tested to the same technical standard. The fuel consumption achieved, and CO<sub>2</sub> produced, in real world conditions will depend upon a number of factors including, but not limited to: the accessories fitted (pre and post registration); variations in weather; driving styles and vehicle load. The WLTP (Worldwide Harmonised Light Vehicles Test Procedure) is used to measure fuel consumption and CO<sub>2</sub> figures. The CO<sub>2</sub> figures display a range to reflect the highest value for the highest emitting version with all available options added, through to a minimum value to represent the lowest emitting version in standard specification.

\*Provisional data.



# Specifications

## Transmissions

### Six-speed manual gearbox

Diesel engines: 2.0 (120PS/145PS) Turbo D

### Eight-speed automatic transmission

Diesel engines: 2.0 (145PS/180PS) Turbo D

By simply twisting the dial, the following modes can be selected:

- Park, for when the vehicle is stationary and the wheels are locked
- Drive, for automatic forward motion
- Neutral, for when the vehicle is stationary, wheels are free
- Reverse, for automatic backward motion

For an extra experience of dynamism, the shift paddles for automatic transmissions are located behind the steering wheel, offering drivers an extra level of control that is highly ergonomic and intuitive. The shift paddles function in the following way:

- To go up a gear, the driver must pull the right lever towards themselves
- To go down a gear, the driver must pull the left lever towards themselves – Please note: only consecutive gear changes are possible

## Steering

- Electronic power steering
- Energy absorbing steering column
- Turning circle (kerb-to-kerb): 12.4m (40.7ft.)

## Brakes

- Front ventilated disc brakes: 304mm x 28mm
- Rear disc brakes: 290mm x 12mm
- Emergency brake assist
- Electronic brakeforce distribution

## Suspension

- Front: Independent. MacPherson struts with gas-pressure dampers and linear-rate coil springs. Anti-roll bar
- Rear: Torsion beam with gas-pressure dampers and constant-rate coil springs

## Fuel tank capacities

- 70 litres – Diesel
- 22.5 litres – AdBlue®

| Exterior dimensions – mm   | Vivaro | Vivaro XL |
|--|--------|-----------|
| Length   | 4981   | 5331      |
| Width (with mirrors)   | 2204   | 2204      |
| Height   | 1904   | 1935      |
| Wheelbase  | 3275   | 3275      |
| Loadspace dimensions – mm  | Vivaro | Vivaro XL |
| Maximum length at load floor – Panel Van*  | 2512   | 2862      |
| Mid-height load length – Panel Van   | 2185   | 2535      |
| Maximum length with load-through facility maximum length to front footwell – Panel Van | 3674   | 4024      |
| Maximum length at load floor – Doublecab   | 2017   | 2365      |
| Mid-height load length behind rear seats – Doublecab                                   | 1352   | 1700      |
| Maximum width  | 1636   | 1636      |
| Width between wheel arches   | 1258   | 1258      |
| Maximum height   | 1397   | 1397      |
| Loadspace access – mm  | Vivaro | Vivaro XL |
| Side door aperture height  | 1241   | 1241      |
| Side door aperture width   | 935    | 935       |
| Rear door aperture height  | 1220   | 1220      |
| Rear door aperture width   | 1282   | 1282      |
| Loading height – Maximum   | 613    | 633       |
| Loading height – Minimum   | 544    | 600       |
| Loadspace volumes – cu.m   | Vivaro | Vivaro XL |
| Panel Van  | 5.3    | 6.1       |
| Panel Van with load-through facility   | 5.8    | 6.6       |
| Doublecab  | 3.2    | 4.0       |

\*Maximum load floor length along centre can be impacted by rear door locking mechanism – approximately 50mm.

# Glossary of terms

## Plated weight

The maximum weight to which a vehicle or an axle may be loaded, determined either by the design of the components or by legislation. All commercial vehicles must carry a manufacturer's 'plate' showing the vehicle and axle gross 'plated weights'. It is an offence to drive a vehicle in a condition where any of these weights are exceeded.

## Minimum Mass

Minimum Mass ('Mass in running order' on Certificate of Conformity and 'Mass in Service' on V5C form) is defined according to European Type Approval and include all fluids, tools and 90% fuel load. It is minimum mass for this variant and does not consider local specification/trim or deletable options (specific to Movano). Weights are also subject to manufacturing tolerances (EU Legislation allows 5% tolerance).

## Gross Vehicle Weight (GVW)

The total permissible weight of a vehicle including payload and passengers, as shown on the manufacturer's plate.

## Gross Combination Weight (GCW)

The maximum permissible weight of a vehicle, including payload and passengers, combined with the total weight of any trailer it is towing. The maximum GCW weight limit is quoted on the vehicle plate and must not be exceeded.

## Payload

The total permissible weight that can be carried without exceeding the vehicle's plated weight. Payload do not include driver but do take into consideration specification/trim level: Weights are also subject to manufacturing tolerances (EU Legislation allows 5% tolerance). Payload does not consider any additional options that a customer may order.

## Roof loads

Roof load should not exceed 100kg including the weight of the roof rack/carrier

## Maximum towing weight

The maximum weight of any trailer and its load which may be towed within the limit of the vehicle's plated Gross Combination Weight (GCW). It is based on the ability of the vehicle – at full GCW – to restart on a 12% gradient, which is approximately 1 in 8.3, at sea level. At altitudes above 1500 metres, the engine output may drop with a corresponding reduction in towing capability. It is the operator's responsibility to ensure that the trailer noseweight does not cause the rear axle plated weight of the towing vehicle to be exceeded.

**Always fit Vauxhall towing attachments and accessories available from your Vauxhall Commercial Vehicle Retailer. They are designed specifically for Vauxhall models and carry a 12-month warranty.**

## Commercial Vehicle Categories

**Differences between M1/N1 and M2/N2 (Vehicles with GVW above 3500kg)**

**Category M:** Passenger carriers

**Category N:** Goods vehicles

**Category N1:** Vehicles designed and constructed for the carriage of goods and having a maximum mass not exceeding 3.5 tonnes.

**Category N2:** Vehicles designed and constructed for the carriage of goods and having a maximum mass exceeding 3.5 tonnes but not exceeding 12 tonnes.

**Specific differences, all M2/N2 require the following:**

**Speed limiter:** All M2/N2 vehicles are legally required to be speed limited. M2 to 62mph and N2 to 56mph.

## Conversions

Body builders requiring conversion guidance including 2D drawings & 3D CAD should establish an account at [www.converters-and-stellantis.com/](http://www.converters-and-stellantis.com/)

## Further information

### Vauxhall on-the-road recommended retail prices (RRP)

To eliminate uncertainty about hidden costs incurred when buying a new commercial vehicle, Vauxhall publishes on-the-road prices and these are shown in the pricing tables within this price guide. The prices shown are manufacturer's recommended retail prices (RRP) unless otherwise stated, exclusive of VAT (currently at a rate of 20% which may be payable). These prices include the recommended cost of number plates, delivery to a Vauxhall Retailer, 12 months' Government Vehicle Excise Duty\* and the DVLA new vehicle first registration fee of £55.00.\*

**Please note: The RRP does not include fuel supplied by the Retailer, motor insurance or any other goods or services supplied by agreement between the Retailer and customer.**

\*Correct at time of publication.

### Price protection

Order a new Vauxhall for build in the current model year (as confirmed by your Retailer) for delivery no more than three months in advance and the price you are quoted is the price you pay. This is irrespective of any subsequent price rises between placing your order and delivery of your new car, but you must take delivery as soon as the car is available.

**Please note:** Vauxhall Motors Limited is not liable for price adjustments caused by Government changes in the rate of VAT (currently 20%), Vehicle Excise Duty, DVLA new vehicle first registration fee or by any other applicable legislation or regulations.

### Vehicle Excise Duty

The amount of Vehicle Excise Duty (road fund licence) payable on new commercial vehicles varies depending on gross vehicle weight (GVW) and European standard emissions compliance.

### Customer Care Commitment

For added peace of mind, Vauxhall has an innovative Customer Care Commitment\*\* that offers the following:

- Three-year vehicle warranty consisting of a one-year/unlimited mileage manufacturer's warranty and a second and third year manufacturer's warranty with a 100,000 miles limitation
- Vauxhall Assistance for 12 months from first registration
- Five years' body panel anti-perforation warranty

\*\*Warranty is only on vehicles sourced from Vauxhall Motors Limited. Terms and conditions apply – please see your Vauxhall Retailer for details.

### Vauxhall Assistance

Vauxhall Assistance is provided automatically with every new Vauxhall Commercial Vehicle for 12 months from first registration and covers everything from accidents, mechanical breakdown to flat tyres. For even more peace of mind, for fully electric models the cover is extended<sup>†</sup> to 3 years. With Vauxhall Assistance help is literally just a free<sup>††</sup> phone call away, 24 hours a day, 365 days a year!

<sup>†</sup>Terms and conditions apply. Please click [here](#) for full terms and conditions. <sup>††</sup>Mobile phone users will be charged at their standard tariff.

### Vauxhall Extended Warranty

For complete peace of mind Vauxhall offers an extended warranty that can be purchased on an annual basis following the expiry of the original new vehicle warranty. It covers most mechanical and electrical components. Terms and conditions apply, for further details please contact your local Vauxhall Retailer.

### Vauxhall Service Plan

Vauxhall Retailers offer a great service for owners of all Vauxhall vehicles. Value for money, regular offers and free check-ups, combined with the peace of mind that comes from using Vauxhall-trained technicians and genuine parts, help keep your vehicle in peak condition at all times. Every Vauxhall Retailer supports our customer promise, see [vauxhall.co.uk/discover/here-for-you.html](http://vauxhall.co.uk/discover/here-for-you.html)

### Protecting the environment

Our products are increasingly winning environmental awards, both through the use of more recycled materials and by becoming cleaner and more efficient. For information on Vauxhall's efforts to achieve an environmentally sustainable future, including information on Design for Recycling, take-back of End-of-Life Vehicles (ELVs), and the recycling of ELVs, see [vauxhall.co.uk/recycling](http://vauxhall.co.uk/recycling)

### In the event of an accident...

Vauxhall Accident Management helps keep you mobile following an accident. Benefits include vehicle recovery, Vauxhall-approved repairs and contacting your insurer. For more details, visit [vauxhall.co.uk/AccidentManagement](http://vauxhall.co.uk/AccidentManagement)

### Van Business Centres

Keeping your van on the road. We know how important your van is to you, that's why we're geared up to minimise your downtime.

Our nationwide Van Business Centres provide fast, convenient value for money servicing, repairs and MOTs.

- All work is carried out by Vauxhall trained technicians using only genuine parts
- No appointments are required for diagnosis and we offer a 'while you wait' service

We have all the expertise required and will spare no effort to get you back in business as soon as possible.

## LEASYS

### Leasys UK

Leasys is the proud Business Contract Hire partner of Vauxhall and consequently, can provide quick vehicle delivery to keep your business mobile.

Specialised in Medium to Long-Term Leasing options and Fleet Management solutions for businesses of all sizes, [Leasys](#) lead mobility by offering sustainable and innovative solutions designed around customers, for a best-in-class experience. Their team of experts can personally support you and provide dedicated consultation.

[Leasys](#) is equally owned by Stellantis and Crédit Agricole Consumer Finance and is a member of the British Vehicle Rental and Leasing Association (BVRLA).

For further information, please contact your local Vauxhall Retailer or visit [leasys.com/uk](http://leasys.com/uk)

### For more product information

For further information on the Vauxhall range or location of your nearest Vauxhall Retailer please call **0800 026 0034**. Alternatively, details can be found on our website at [vauxhall.co.uk](http://vauxhall.co.uk)

# VAUXHALL

For more information call **0800 026 0034**

For Fleet enquiries call **0203 476 2268**

Discover the full Vauxhall range at **[vauxhall.co.uk](https://www.vauxhall.co.uk)**

**Join us online**

The invoice price, including delivery to Retailer, factory-fitted options, accessories fitted by the Retailer and number plates, is subject to VAT. Some feature descriptions in this guide may refer to, and some illustrations may show, optional equipment not included in the standard delivery. The information contained in this guide was accurate at the time of publication. We reserve the right to make changes in design and equipment. Please note that Vauxhall Retailers are not the agents of Vauxhall Motors Limited and are not authorised to bind Vauxhall Motors Limited by any specific or implied undertaking or representation. It is advisable to ensure that your motor insurance policy provides adequate cover for additional fitted options and accessories. The colours in this guide are only approximate actual colours. Illustrated optional equipment is available at extra charge. Availability, technical features and equipment provided on our vehicles can vary by model. For precise information on the equipment provided on our vehicles, please contact your local Vauxhall Retailer.