

COMBO

2013 Models Edition 1



Proud Sponsor of Home Nations Football



➤ THE WHEELS OF BUSINESS. HELPING YOU DELIVER.

Whatever your line of business, Vauxhall Commercial Vehicles can help you deliver. With four different models – including Combo and the award-winning Corsavan – we offer a massive choice of almost 300 variants including panel vans, chassis cabs,

crew cabs, platform cabs, tippers, dropsides, box vans and passenger carriers. We're also committed to keeping your business moving. That means reliable, fuel-efficient vehicles – including our new ecoFLEX range – supported by a dedicated network of over



450 retailers offering the expert support and back-up you need. We build more commercial vehicles at our British production facilities than any other UK manufacturer. We've also won over 30 industry awards since 2001 – major awards, presented by

some of the toughest judges in the business. Introduce the in-built reassurance of the Vauxhall brand and it's easy to see why Vauxhall Commercial Vehicles really are 'The Wheels of Business'.





VX_N_COM_18110.tif



VX_N_COM_18111.tif



VX_N_COM_18112.tif




VX_N_COM_18113.tif



VX_N_COM_18114.tif



VX_N_COM_18115.tif



VX_N_COM_18116.tif



VX_N_COM_18117.tif



VX_N_COM_18118.tif



VX_N_COM_18119.tif



VX_N_COM_18120.tif



VX_N_COM_18121.tif



VX_N_COM_18133.tif



VX_N_COM_18123.tif



VX_N_COM_18124.tif



VX_N_COM_18125.tif



VX_N_COM_18126.tif



VX_N_COM_18127.tif



VX_N_COM_18128.tif



VX_N_COM_18129.tif



VX_N_COM_18130.tif



VX_N_COM_18131.tif



VX_N_COM_18132.tif



VX_N_COM_18133.tif



VX_N_COM_18134.tif



VX_N_COM_18135.tif



VX_N_COM_18136.tif



VX_N_COM_18137.tif



VX_N_COM_18115.tif



VX_N_COM_18139.tif



VX_N_COM_18140.tif



VX_N_COM_18141.tif



VX_N_COM_18142.tif



VX_N_COM_18143.tif



VX_N_COM_18144.tif



VX_N_COM_18145.tif

COMBO. COMPACT, CAPABLE

Want to give your business a lift? Then get yourself a vehicle that delivers a long list of commercial firsts. Roomy, accessible and more than capable in the cargo department, Combo raises the bar for vehicles in its class. It's also dependable, versatile and efficient to run. And with long wheelbase, high roof and Crew van models now available, it's more practical than ever. With capabilities such as these, one thing is certain: Combo really can help your business deliver.



Some of the vehicles shown include options and accessories available at extra cost. And not all of the features described are available on every model. So please check the Equipment and Technical Data section for further details. From time to time we may also offer alternative models such as Special Editions which are featured in separate literature or can be found on the Vauxhall website: www.vauxhall.co.uk/vans

CONTENTS

COMBO

Introduction	6
Cabin	8
Versatility	10
Body styles	12
Load area	14
Practicality and comfort	16
Safety and infotainment	18
Engines and drivetrain	20
Variants	22
Combo range	24
Options and accessories	30
Colours and trims	32
Customer testimonials	34
Equipment	36
Technical data	39





A LOAD OFF YOUR MIND

Combo is quite simply first class. Not only does it have one of the longest and most spacious load areas in its class, but it also has the highest rear axle weight and the largest rear door opening; combined with a useful, low rear loading height. The new Combo Crew van adds a comfortable three passenger rear seat and convenient twin sliding side-access doors. When it comes to key business tools, you always invest in the best. In both the long and short term, that makes it a seriously good investment.

A weighty proposition. The benefits don't end there. Combo 2300 models can haul up to a tonne. Yet the Combo boasts ultra-low fuel consumption figures – most notably on the ecoFLEX 1.3 turbo diesel engine with Start/Stop technology. It also has the longest wheelbase in its class, promoting excellent driveability. That's quite a combination and one less thing for business operators to worry about.

A COMFORTABLE WORKPLACE

Combo has all the creature comforts needed to create the ideal working environment. The fascia is clearly laid out, switches easy to reach and controls easy to operate. And with reach- and rake-adjustable steering and a four-way adjustable driver's seat, you can quickly achieve the most comfortable driving position. Better still, the high-set seating provides an excellent view of the road. Other standard features include a fully-featured CD player/radio, while a broad choice of options – including sat nav and Bluetooth® – let you fine-tune your working environment with the business tools you need. Combo is also packed with practical stowage solutions that make light work of organising your cab. Sportive, Crew van and all high-roof models feature an overhead storage facility that's ideal for holding folders, worksheets and items you need close at hand.





A PRACTICAL PERSPECTIVE

Reduce your overheads and increase your potential for growth. With its high capacity and low running costs, Combo really can give your business a competitive edge. At the business end, a range of custom-fit options allows you to transport all manner of loads, efficiently and safely – from parcels and pipes to ladders and larger items of equipment. Even with heavy machinery on board, the handling stays sharp and the ride comfortable. And with an L2 version of the Crew van available there's ample loadspace available even with up to five occupants on board. All of which means that Combo appeals more than ever to today's business user.





Instant access. Combo is big on convenience. Offside and nearside sliding side-access doors are fitted to all long wheelbase and Crew van models; a nearside sliding side-access door is also standard on short wheelbase Sportive models. Together, the doors add even greater loading versatility to the van's load carrying potential, while allowing convenient access to cargo via the side of the vehicle. This is a particular benefit where the need arises for access to the offside of the vehicle. A glazed side door option is also available on most models.



BUILT BY EXPERTS FOR EXPERTS



Whatever your trade, there's a Combo that gets the job done. Now with three distinct body styles – offering a choice of two GVW's, long or short wheelbases with high or standard roof heights and the versatile new Crew van variants – the Combo range lets you select the configuration that's the exact fit for your business, meeting your requirements more closely than any previous Combo model. In addition the new Combo Crew van is officially classified as a Commercial Vehicle for VAT purposes meaning that as a business you can reclaim the VAT*. And whichever version you choose, our design experts have ensured that your Combo will always be fit for purpose – a factor reinforced by a wide range of options and accessories. So whichever way you look at it, choosing Combo is a win-win decision.

*Subject to the rules applicable to VAT recovery.

➤ LOADED WITH INNOVATION

At a massive 3.4cu.m for the short wheelbase, standard roof version, there's no mistaking Combo's cavernous load area. The cargo space will comfortably swallow everything from Euro pallets to plant equipment and heavy machinery. For even bigger items, there's a high roof or long wheelbase version: the latter variant packs in an impressive 4.2cu.m while the maximum load height of high roof models is over 1.5m. The practical Crew van extends that versatility even further with L2 models offering 1.9cu.m of loadspace and a load floor length of over 1.3m with the rear bench seat in place. Adding to the Combo's appeal is a wide range of load area options – including a handy load flap and internal ladder carrier – which let you exploit Combo's remarkable carrying potential to the full.



1



Load up. Open the rear doors of the short wheelbase model and you're looking at a record holder. Quite simply, it has the biggest payload in its class. It also boasts one of the longest and most spacious cargo areas plus a low rear loading height, so there's less risk of straining your back while working.

1. Full-height bulkhead*. A full-height steel bulkhead – with optional glazing **2.** – provides valuable protection against shifting loads, while glazed rear door options enhance rear visibility. A protective ladder frame behind the rear seats is available on Crew van models at no extra cost.

3. Rear side panel storage*. A storage bin located above the rear wheel arch provides handy stowage for loose items.

4. Load flap*. The optional load flap is ideal for accommodating extra long or tall items. Simply unfasten the latch located underneath the flap and the rear section opens, up to an angle of 46°. This provides a handy 916mm x 503mm aperture.

5. Ladder carrier*. Fit these optional bars in your panel van and you can fix a foldable ladder out of sight under the roof where it won't get in the way of your other gear.

*Not available on Crew van models.

➤ EASY DOES IT

From electric windows and air conditioning through to sliding side-access doors, the Combo range is simply packed with features designed to make the driver's job that bit easier. The key words are practicality and comfort. Options like cruise control, rear parking distance sensors and Electronic Climate Control further enhance driver well-being. The result: a mobile working environment you really won't mind spending time in.

1. Asymmetrical rear doors. Combo comes with asymmetrical rear doors as standard, which can be specified glazed*. **2.** H1 models can also be ordered with a glazed tailgate*. Both extra cost, the glazing options feature wiper(s) and heated rear window, and must be ordered in conjunction with the glazed bulkhead option. The standard offer can be the more practical proposition when access to the load area through the rear doors is limited (for example, when operating in tight space). In both instances, the extra-low sill height (just 545mm) makes for ease of loading and unloading.

3. Clean design. Combo's fascia is clearly and simply laid out, with controls easy to reach and just as easy to operate. Switchgear is logical and the high-mounted driver's seat provides an excellent all-round view of the road.

*Not available on Crew van models.





VX_N_COM_18038.tif



VX_N_COM_18055.tif



VX_N_COM_18092.tif



VX_N_COM_18043.tif



VX_N_COM_18032.tif

4. Electronic Climate Control (ECC). Optional on Sportive models in conjunction with the Winter Pack, the ECC system features individual temperature controls for the driver and passenger. The Winter Pack itself comprises headlight washers, front fog lights, exterior temperature sensor and electrically adjustable door mirrors.

5, 6 and 7. Practical storage features. Combo is full of practical storage features to assist with keeping the cabin safe and tidy, such as lockable glovebox and door pockets. While Sportive and all high-roof models feature a handy overhead storage shelf which creates valuable additional space for odds and ends and loose items.

8. Adjustable driver's seat. Combo models feature a four-way adjustable driver's seat with adjustment fore and aft plus tilt. The six-way adjustable 'Comfort' driver's seat (illustrated right) on Sportive models adds height and lumbar adjustment plus a handy armrest.

SAFE AND SOUND

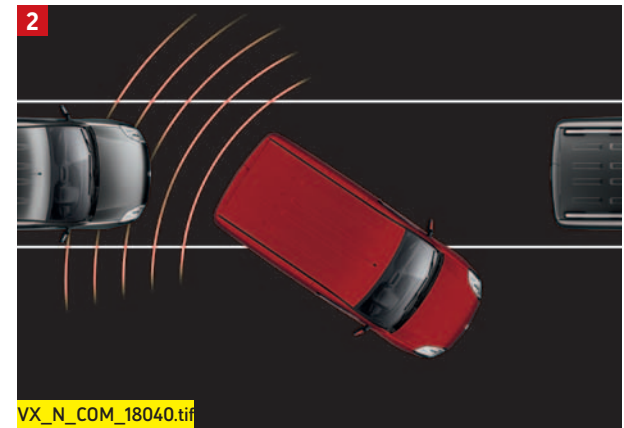
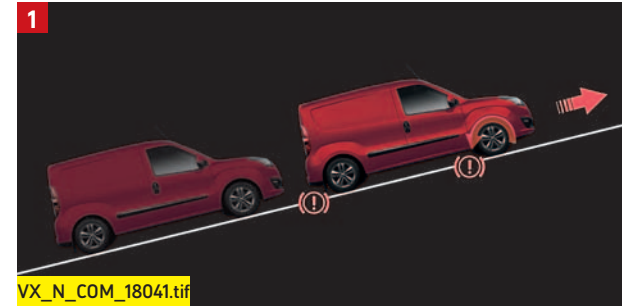
Safety in the workplace is a vital concern for any business and Combo is no exception. The protection starts with a sturdy passenger cell made of high-grade steel, plus an airbag for the driver and ABS with Electronic Brakeforce Distribution. Key safety options include driver aids like ESP with Hill Start Assist and rear parking distance sensors, along with passenger and side-impact airbags.

An informed driver is a safer driver, so Combo can also be specified with an optional CD/MP3 CD player/stereo radio, along with wireless Bluetooth® connectivity for ease of communication on the move and provision for a satellite navigation system to keep you heading in the right direction.

1. Hill Start Assist. Maintains the brake pressure for a short period after the brake pedal has been released when pulling away on a gradient of 5% or more; this helps prevent the vehicle from rolling back. The pressure is released as soon as the driver presses the accelerator and the car begins to move forward. This ensures improved hill starting for increased comfort and safety. Optional on all models.

2. Rear parking distance sensors. Optional rear parking distance sensors provide an audible warning to help prevent accidental damage when parking or reversing.

3. Four airbags. A driver's airbag is standard on all models with the option to add a passenger airbag and side-impact airbags for improved protection in the event of a collision.





Driver Pack. Drivers looking to create the ultimate working environment can specify the optional Driver Pack at extra cost. The pack comprises a CD/MP3 CD player/stereo radio with Bluetooth® connectivity, aux-in socket, USB port, steering wheel mounted audio controls, leather-covered steering wheel and gear knob (manual models only) along with pre-installation for a TomTom navigation system.

4. Steering wheel-mounted audio controls. Allows you to access all the functions of the optional CD 50 unit without taking your eyes off the road – or your hands off the wheel. You can adjust speaker volume and the text message read-out, accept incoming calls or set voice recognition and stereo options.

5. Aux-in socket and USB port. Conveniently situated for optimum ease of use, the optional aux-in and USB port enable drivers to connect their mobile devices and so access a range of multimedia files, including MP3, MP4 and WMA.

6. CD 50 with multimedia reader.* This optional hands-free system incorporates Bluetooth® technology, an SMS message reader and a CD/MP3 CD player/stereo radio. It can access MP3 players and other devices via the aux-in socket and USB port.

TomTom pre-installation kit. Also part of the Driver Pack, provides the essential wiring for a TomTom navigation system (navigation system not included).

*Also available as a separate option.

POWER AND EFFICIENCY

How well a vehicle holds a load is one thing.
How well it shifts that load is another...

When it comes to everyday driving, Combo's bi-link independent rear suspension gives you the best possible ride quality and handling – even when you're hauling heavy loads. But Combo doesn't only ride and handle like a dream; it also performs with remarkable verve for what is, to all intents and purposes, a working vehicle. Drivers can select from four powerful yet efficient Euro 5 compliant turbo-diesel engines and a 1.4i 16v (95PS) Start/Stop petrol unit. All five engines are designed for optimum ease of serviceability and low running costs. The diesel range comprises 1.3CDTi 16v (90PS), 1.3CDTi 16v (90PS) ecoFLEX Start/Stop,

1.6CDTi 16v (105PS) Start/Stop and 2.0CDTi 16v (135PS) Start/Stop units. There is also a 1.6CDTi 16v (90PS) version complete with Start/Stop and Tecshift transmission. Start/Stop switches the engine off when you stop at the lights or in traffic, then restarts it once the clutch is depressed, cutting fuel bills and reducing emissions. A choice of ecoFLEX models further underlines Vauxhall's 'eco' credentials, while Combo drivers can also look forward to long service intervals (two years/21,000 miles*) and excellent fuel consumption for the 1.3CDTi 16v (90PS) ecoFLEX engine with Start/Stop.

ENGINES AND TRANSMISSIONS

	Maximum power	Maximum torque	Fuel economy mpg (litres/100km)			CO ₂ emissions (g/km)
			Urban driving	Extra-urban driving	Combined figure	
Petrol						
1.4i 16v (95PS) Start/Stop	95PS (70kW) @ 6000rpm	127Nm (94 lb.ft) @ 4500rpm	29.1 (9.7) – 30.7 (9.2)	47.9 (5.9) – 49.6 (5.7)	38.7 (7.3) – 40.3 (7.0)	168 – 163
Diesel						
1.3CDTi 16v (90PS)	90PS (66kW) @ 4000rpm	200Nm (148 lb.ft) @ 1500rpm	42.8 (6.6) – 43.5 (6.5)	65.7 (4.3) – 67.3 (4.2)	55.4 (5.1) – 56.5 (5.0)	136 – 133
1.3CDTi 16v (90PS) ecoFLEX Start/Stop	90PS (66kW) @ 4000rpm	200Nm (148 lb.ft) @ 1500rpm	47.1 (6.0) – 47.9 (5.9)	65.7 (4.3) – 67.3 (4.2)	57.6 (4.9) – 58.9 (4.8)	129 – 126
1.6CDTi 16v (105PS) Start/Stop	105PS (77kW) @ 4000rpm	290Nm (214 lb.ft) @ 1500rpm	44.8 (6.3) – 46.3 (6.1)	55.4 (5.1) – 61.4 (4.6)	51.4 (5.5) – 54.3 (5.2)	146 – 136
1.6CDTi 16v (90PS) Start/Stop Tecshift	90PS (66kW) @ 4000rpm	290Nm (214 lb.ft) @ 1500rpm	50.4 (5.6) – 51.4 (5.5)	54.3 (5.2) – 61.4 (4.6)	53.3 (5.3) – 57.6 (4.9)	140 – 130
2.0CDTi 16v (135PS) Start/Stop	135PS (99kW) @ 3500rpm	320Nm (236 lb.ft) @ 1500rpm	43.5 (6.5)	55.4 (5.1)	50.4 (5.6)	148

For full model availability please refer to the equipment and technical data section. *Or oil-life quality monitor warning whichever is the sooner (two years/18,000 miles for 1.4i 16v petrol engine).

Tecshift transmission. Tecshift offers all the main features and flexibility of a regular automatic, plus the performance and control of a 'one-touch' manual gearbox.



VX_N_COM_18039.tif




Sportive model illustrated features roof rails and 16-inch alloy wheels, optional at extra cost.

VX_N_COM_19583.tif

▶ THE COMBO COLLECTION

Whatever your line of business, whatever cargo you're carrying, there's a Combo to suit all operators – and all budgets – including the versatile new Crew van model. The choice is entirely down to you. Here's a brief overview of the wide range of models available.


To help you select the Combo that's just right for your business, we've adopted a straightforward naming scheme. L stands for Length: there are two versions available, L1 (short wheelbase) and L2 (long wheelbase). Height (H) comes in two sizes, H1 (standard roof) and H2 (high roof). For details of the complete model line-up, please refer to the Commercial Vehicle Price Guide available from your Vauxhall retailer or online at: www.vauxhall.co.uk



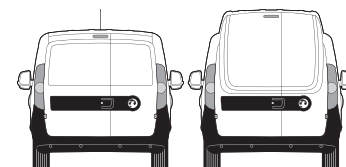
L1 H1 Panel van: Short wheelbase, standard roof. The consummate all-rounder, with up to 3.4cu.m of loadspace. Note: the load area is one of the widest and longest in its class.




L2 H1 Panel van: Long wheelbase, standard roof. The 3.1m wheelbase gives you up to 4.2cu.m of cargo volume.



L1 H1 Panel van: Short wheelbase, high roof. The high and the mighty, with 4.0cu.m of loadspace.



Standard or high roof. The high roof adds an extra 25cm compared to the standard version.



L1 H1 Crew van: Short wheelbase, standard roof. The ability to seat five without compromising load carrying potential.



L2 H1 Crew van: Long wheelbase, standard roof. Ultimate versatility. Carry up to five or up to 1.0cu.m of cargo volume with the seats folded up.



New Crew van, maximum versatility. Both Crew van models feature easy access to the rear seats via twin sliding side-access doors. A 60/40 split-folding rear seat arrangement means maximum versatility too. A ladder frame bulkhead is optional at no extra cost.

A choice of rear doors. Combo comes with asymmetrical rear doors as standard or can be ordered with a tailgate option complete with a wiper and a heated rear window as an extra cost option*.

Glazing options*. Fixed glazed windows for the nearside sliding side-access door and opposite panel or door are available as an extra cost option. In addition, the standard, unglazed asymmetric rear doors are available glazed as an extra cost option and come complete with wipers and heated rear windows.

LOAD AREA DIMENSIONS			
	L1 H1	L1 H2	L2 H1
Loadspace mm (inches)			
Maximum length – Panel van	1820 (71.7)		2170 (85.4)
Maximum length – Crew van with seats up	991 (39.0)	–	1341 (52.8)
Maximum length – Crew van with seats down	1400 (55.1)	–	1750 (68.9)
Maximum width	1714 (67.5)		
Maximum width between wheel arches	1230 (48.4)		
Maximum height	1305 (51.4)	1550 (61.0)	1305 (51.4)
Side and rear load door dimensions mm (inches)			
Side door aperture height	1175 (46.2)		
Side door aperture width	700 (27.5)		
Rear door aperture height	1250 (49.2)	1455 (57.2)	1250 (49.2)
Rear door aperture width	1231 (48.5)		
Loading heights (unladen) mm (inches)			
	545 (21.4)		
Loadspace volumes cu.m (cu.ft.)			
Panel van	3.4 (121)	4.0 (141)	4.2 (148)
Crew van with seats up (to top of seats)	0.8 (28.2)	–	1.0 (35.3)
Crew van with seats up (to roof)	1.4 (49.4)	–	1.9 (67.1)
Weights and towing (kg)**			
Maximum payloads	705 – 1000		
Maximum gross combination weights	2990 – 3500		

*Not available on Crew van models.

**See pages 40-41 for full details of weights and towing data.

COMBO

Known simply as Combo, the base panel van model features stylish good looks while providing a well-equipped and cost-efficient introduction to the line-up.

Standard features include:

- Anti-lock Braking System with Electronic Brakeforce Distribution
- Driver's airbag
- Seatbelt pretensioner system
- Remote control central deadlocking
- Lockable fuel filler cap
- Electronic engine deadlock immobiliser
- Lockable glovebox
- CD player/radio with four 20-watt speakers
- Reach and rake-adjustable steering column
- Reach and rake-adjustable seats
- Cube cloth seat trim
- Overhead shelf (H2 models only)
- Electrically operated front windows
- Body side-protection mouldings
- Windscreen wipers with variable intermittent facility
- Unglazed asymmetric rear doors
- Full-height steel bulkhead
- Load restraint lashing eyes
- Illuminated load area
- Nearside/offside sliding side-access doors (L2 models only)
- 15-inch steel wheels with centre covers (2000 models)
- 16-inch steel wheels with centre covers (2300 models)





VX_N_COM_18392.tif

Combo 1.6CDTi 16v Start/Stop Tecshift model illustrated left features vinyl seat trim, optional at extra cost.

AVAILABILITY	L1 H1		L1 H2		L2 H1
	2000	2300	2000	2300	2300
1.4i 16v (95PS) Start/Stop	•	–	–	–	•
1.3CDTi 16v (90PS)	•	•	–	–	•
1.3CDTi 16v (90PS) ecoFLEX Start/Stop	•	•	–	–	•
1.6CDTi 16v (90PS) Start/Stop Tecshift	•	•	•	•	•
1.6CDTi 16v (105PS) Start/Stop	•	•	•	•	•



VX_N_COM_18062.tif

VX_N_COM_18097.tif



VX_N_COM_18063.tif

1. Reach- and rake-adjustable

steering. Reach- and rake-adjustable steering is fitted as standard, ensuring a perfect driving position.

2. Electric windows and central

door locking. Electric windows and central door locking are also standard, promoting security, comfort and convenience. The central locking system features security deadlocks for added protection.

COMBO SPORTIVE

Sportive models combine additional driver comfort with a highly individual style.

Additional features over and above

Combo models:

- Air conditioning
- Height-adjustable driver's seat with armrest and lumbar support
- Overhead shelf
- Soundproofed bulkhead
- PVC load floor covering
- Nearside sliding side-access door (L1 models only)
- Body-colour front and rear bumpers
- Body-colour exterior door mirrors
- Metallic paint
- 15-inch steel wheels with full-diameter wheel trims (1.3CDTi and 1.6CDTi 2000 models)
- 16-inch steel wheels with full-diameter wheel trims (2.0CDTi and 2300 models)





VX_N_COM_17511.tif

2.0CDTi 16v (135PS) Start/Stop model illustrated. Passenger and side airbags are optional at extra cost.

SPORTIVE AVAILABILITY	L1 H1		L1 H2		L2 H1
	2000	2300	2000	2300	2300
1.3CDTi 16v (90PS)	•	•	-	-	•
1.3CDTi 16v (90PS) ecoFLEX Start/Stop	•	•	-	-	•
1.6CDTi 16v (105PS) Start/Stop	•	•	•	•	•
2.0CDTi 16v (135PS) Start/Stop	•	•	-	-	-



VX_N_COM_18043.tif



VX_N_COM_18032.tif

1. Overhead storage shelf.

Handy overhead storage shelf creates valuable additional stowage space for odds and ends and loose items.

2. Height-adjustable driver's seat.

Six-way adjustable seat features adjustment fore and aft plus tilt and height adjustment, armrest and lumbar support.

➤ CREW VAN

New to the Combo range, this versatile model offers five-seater capacity for many working uses.

Standard features include:

- Anti-lock Braking System with Electronic Brakeforce Distribution
- Driver's airbag
- Seatbelt pretensioner system
- Remote control central deadlocking
- Lockable fuel filler cap
- Electronic engine deadlock immobiliser
- Lockable glovebox
- CD player/radio with four 20-watt speakers
- Reach and rake-adjustable steering column
- Reach and rake-adjustable front seats
- Cube cloth seat trim
- Overhead shelf
- Electrically operated front windows
- Body side-protection mouldings
- Windscreen wipers with variable intermittent facility
- Unglazed asymmetric rear doors
- Rear seat with 'fold and tumble' facility and 60/40 split seat back and cushion
- Load restraint lashing eyes
- Illuminated load area
- Nearside and offside sliding side-access doors
- 16-inch steel wheels with centre covers



Protective ladder frame illustrated is a no-cost option.



CREW VAN AVAILABILITY	L1 H1	L2 H1
	2300	2300
1.3CDTi 16v (90PS)	•	•
1.3CDTi 16v (90PS) ecoFLEX Start/Stop	•	•
1.6CDTi 16v (105PS) Start/Stop	•	•

VX_N_COM_19938.tif

L2 H1 model illustrated.



VX_N_COM_19942.tif



VX_N_COM_19940.tif

1. Protective ladder frame.

A protective ladder frame which fits behind the the second-row seats is available as a no-cost option.

2. Rear side panel storage.

L1 H1 models feature a fully trimmed load area side panel complete with useful storage. Both models feature a 12-volt accessory socket in the load area.

➤ OPTIONS AND ACCESSORIES

Vauxhall options and accessories are all about choice – selecting your Combo then personalising it to suit the way you work. There's a choice of factory-fitted options and a huge range of Genuine Vauxhall Accessories – all designed and manufactured to the same exacting standards as the van itself. For further information please ask your Vauxhall Commercial Vehicle retailer.

OPTION PACKS:

Driver Pack.

For details see page 19.

Load Compartment Pack.

- 12-volt accessory socket in load area **1.**
- Removable courtesy light in load area **2.**
- Overhead shelf **3.**
- PVC load floor covering

Winter Pack.

- Headlight washers
- Front fog lights **4.**
- Exterior temperature sensor
- Electrically adjustable door mirrors **5.**

INDIVIDUAL OPTIONS INCLUDE:

- Active-safety head restraints
- Alarm pre-installation kit
- Third key/third key with remote control
- Air conditioning
- Electronic climate control
- Cruise control
- Height-adjustable driver's seat with armrest and lumbar support
- Rear parking distance sensors
- Roof rails (H1 models only)
- Protective ladder-frame behind driver in lieu of full-height steel bulkhead
- Uprated alternator
- 16-inch alloy wheels (Sportive only)
- Winter tyres



Genuine Vauxhall Accessories are the right choice for your Combo. Whatever your business requirement there's certain to be a Vauxhall accessory that fits your need, all fitted by trained Vauxhall professionals. The products shown here are just a small sample of the range available. For a full list, please refer to the Vauxhall Commercial Vehicle Price Guide or visit our website at: www.vauxhall.co.uk/accessories



6. Roof base carrier. Our roof rack system begins with this versatile base carrier, comprising three lockable T-track bars. Compatible with a wide range of Thule attachments. Easy to fit and remove.

7. Roof rack tray. Ensures all items carried on the roof are kept safe and secure. Features a load roller to assist in loading heavy and/or long items.

8. Thule ladder tilt and side profiles with load stop. A special extension bar reaches down over the side of the van so you can quickly load and unload a ladder without stretching. The side profiles with load stop enable large diameter loads of over three metres to be carried safely. Strong ratchet tie downs are provided with both systems.

9. Rear window protection grilles. Help avoid theft while retaining rearward visibility. Can also prevent incidental damage caused by shifting loads.

10. Load area protection panels. Shaped to fit over the floor and side panels to protect the load area.

Towing hitch. We offer a wide choice of towing hitches, from fixed and removable designs to heavy-duty tow hooks and flange balls.

Not all of the options and accessories described are available on every model. So please check the equipment and technical data section and Combo Price Guide for further details.



COLOURS AND TRIMS

Combo's business-like appearance is exemplified by the smart choice of colours available for the new vehicle. The cloth or vinyl trims have been chosen as much for their hard-wearing properties as they have for their strong visual appeal.



Due to the limitations of the printing process, the colours reproduced may vary slightly from the actual paint colour and trim material. As a result, they should be used as a guide only. Your Vauxhall retailer has a comprehensive display of our paint samples.



TRIMS



Cube Cloth



Vinyl**

EXTERIOR COLOURS

	Trim name and trim colour	
	Cube Cloth	Vinyl**
Solid		
Polar White	Black	Black
Tomato Red	Black	Black
Deep Blue	Black	Black
Two-coat metallic*		
Ruby Red	Black	Black
Twilight Blue	Black	Black
Marine Blue	Black	Black
Magnetic Silver	Black	Black
Midnight Black	Black	Black
Pepperdust	Black	Black

* = Optional at extra cost on Combo models. No cost option on Sportive models.

** = Vinyl trim optional at extra cost on Combo models only. Not available on Sportive or Crew van models.

Black vinyl.** Black vinyl trim can be specified at extra cost for customers requiring a more workmanlike, wipe-clean alternative to cloth.

THE WHEELS OF YOUR BUSINESS

Whatever your load, Vauxhall Commercial Vehicles are designed to help you deliver a top quality job. Our award-winning line-up can actively enhance the operating efficiency of your business by delivering outstanding load-carrying potential, low running costs and day-long driver comfort.

Whichever Vauxhall Commercial Vehicle you choose, you can rest assured that Vauxhall's nationwide network of retailers will go the extra mile to meet all your servicing and maintenance needs.

But why take our word for it? Vauxhall's commitment to keeping your business moving is recognised by van operators of all sizes across the length and breadth of the country...



VX_COV_16060.tif

**Mike Sinclair, Senior Property Partner,
Aberdein Considine said...**

'Our fleet of 23 Corsavan Sportives is a reflection on our business, reinforcing our professional image. Not only that, we've found them economical, reliable and fun to drive.'



VX_ASV_15991.tif

**Andrew Cook, Rail Structures Examiner,
Amey PLC said...**

'The reasons I drive Vivaro? Simple. It's comfortable, the driving position and visibility are great and it's surprisingly compact. This makes it ideal for some of the limited access situations we encounter.'



VX_VIV_15654.tif

**Russell Lelliot, Managing Director,
RSL Transport said...**

'We've been running Movanos for years. Our two new Movanos save around 4mpg when full, compared to the old models. Which over almost 3000 miles per week per van, is a big saving!'



VX_N_COM_19410.tif

Richard Fox, Managing Director, ITE Projects said...

'Our flexible and fast paced approach to our projects is well served by the Combo van, with an impressive payload capacity it is able to carry crucial equipment to our clients' sites. We rely totally on our vehicles to ensure we are available 24/7 to service our customers' critical requirements. The Combo van is proving to be as reliable as we are.'



WINNER

**Combo
Light Van
of the Year**



Trust Vauxhall

Protecting the environment

Vauxhall's commitment to the environment is demonstrated by our products' many environmental awards, won both through the use of more recycled materials and by becoming cleaner and more efficient. For information on Vauxhall's efforts to achieve an environmentally sustainable future, see www.vauxhall.co.uk/recycling

Fleet Customer Services

Our dedicated support services for fleet managers include factory demonstrators and information on whole life costs, company car and van taxation and finance. For further information please call **0870 010 0651**.

Vauxhall Extended Warranty

For complete peace of mind Vauxhall offers an extended warranty that can be purchased on an annual basis following the expiry of the original new vehicle warranty. It covers most mechanical and electrical components. Terms and conditions apply. For further details please contact your local Vauxhall Commercial Vehicle retailer.



When you have finished with this brochure please recycle it

Business Lease

Business Lease, from GMAC, offers the versatility of a purchase-based finance plan, while making the most efficient use of tax and cash-flow benefits for VAT-registered business users. It's available for all Vauxhall Commercial Vehicles up to 12 months old and offers highly flexible term lengths, variable deposits and a choice of payment profiles. Ask your retailer for full details.

Business First

Available to business users only, Business First enables you to drive a new vehicle without a large, initial financial outlay. You pay to use the vehicle, not to own it. The vehicle is provided over a predetermined period, and when that period comes to an end the vehicle is returned. Ask your retailer for full details.

Servicing and maintenance

The best way to maximise the performance and reliability of your Vauxhall is to have all routine servicing and maintenance carried out at a Vauxhall Commercial Vehicle retailer. Nationwide there are over 250 light commercial vehicle retailers and a further 195 heavy commercial vehicle retailers.

In the event of an accident...

Vauxhall Accident Support helps keep you mobile following an accident. Benefits include scene-of-accident advice, message service, assistance with claims and vehicle recovery. For further details call **0800 010 304**.

Premier Service Centres

Our Premier Service Centres feature a guaranteed same day repair service (provided the parts are in stock) and an appointment-free service for diagnosis and repairs taking less than 90 minutes. All repairs are carried out within 24 hours of the diagnosis.

For more information...

For a brochure on any Vauxhall model (up to a maximum of three per caller) or location of your nearest retailer, call **0845 600 1500**.

Alternatively, details can be found on our website at: www.vauxhall.co.uk/vans

Proud Sponsor of Home Nations Football



Every effort has been made to ensure that the contents of this publication were accurate and up-to-date at the time of going to press (March 2013). Vauxhall vehicles are equipped with components manufactured by various General Motors operating units and outside suppliers. The Company reserves the right to alter specifications and withdraw products from sale without notice. Any such alterations will be notified to Vauxhall retailers at the earliest opportunity, please consult your local retailer for the latest information. The specifications detailed within this brochure are not necessarily applicable to alternative models such as Special Editions. Details of any such models will be contained in specific literature or found on the Vauxhall website. Please note that Vauxhall retailers are not the agents of General Motors UK Limited and are not authorised to bind the Company by any specific or implied undertaking or representation. It is advisable to ensure that your motor insurance policy provides adequate cover for additional fitted options and accessories. Please note accessories shown are for illustrative purposes only. As part of Vauxhall's policy of environmental care, this brochure is printed on paper manufactured using Elemental Chlorine Free pulps from specially farmed, sustainable timber resources. All rights reserved. No part of this publication may be reproduced in any form or by any means, without the prior written permission of General Motors UK Limited.

VM1210133

©2013 General Motors UK Limited

Published March 2013

General Motors UK Limited, Luton LU1 3YT

COMMERCIAL VEHICLES
The Wheels of Business



VAUXHALL