


Insignia

2009 Models Edition 1



A close-up, high-angle shot of a car's headlight assembly. The headlight is illuminated, showing a complex internal structure with multiple lenses and reflectors. The light is a bright, cool white. The surrounding car body is dark, possibly black or dark grey, and the background is also dark, creating a dramatic, low-key lighting effect.

Discover the new Vauxhall Insignia

Insignia is the new name on a totally new car from Vauxhall. With its dynamic design and innovative technology throughout, new Insignia takes Vauxhall's design language to the next dimension. A panel of 59 senior motoring journalists from 23 European countries voted it 2009 Car of the Year. Now discover what it can do for you.



Car of the Year 2009



Contents

Exterior styling	06	Safety	32	Insignia trims	54
Interior style	12	Sports Tourer	34	Wheels and tyres	56
Environmental issues	16	Comfort and convenience	38	VXR Styling	57
Innovative technology	18	Infotainment	42	Insignia accessories	58
FlexRide and Adaptive 4X4	24	Insignia range	44	Equipment	60
Engines and transmissions	30	Insignia colours	52	Technical data	70

This brochure covers Insignia S, Exclusiv, SRI, SE and Elite models only. Some of the models shown include options and accessories available at extra cost. And not all of the features described are available on every model. So please check in the Equipment section for further details. From time to time, we may also offer alternative Insignia models such as Special Editions, featured in their own separate literature or found on the Vauxhall website: www.vauxhall.co.uk



Insignia Elite



A bold new identity

Muscular but curvaceous. Smooth yet sculpted. The bold new grille and a flowing, coupé-like silhouette – for both saloon and hatchback – are set off by unique signature lights and new-style badging.

A dynamic new drive

New Insignia is built for a dynamic drive. With technology that can adapt chassis response to changing driving situations. Engine power and efficiency is a given.







A stunning interpretation

Same bold identity and stimulating driving experience. Infused with innovation and forward-thinking technology. The sleek new Insignia Sports Tourer perfectly complements its dynamic hatchback and saloon counterparts.





A premium feel

New levels of interior style and quality. With obsessive attention to detail and intuitive ergonomics that put you in total control.





A total comfort zone

Space and comfort for every passenger. Smart features, high quality materials and premium interior décor for ultimate style.



Respect your world

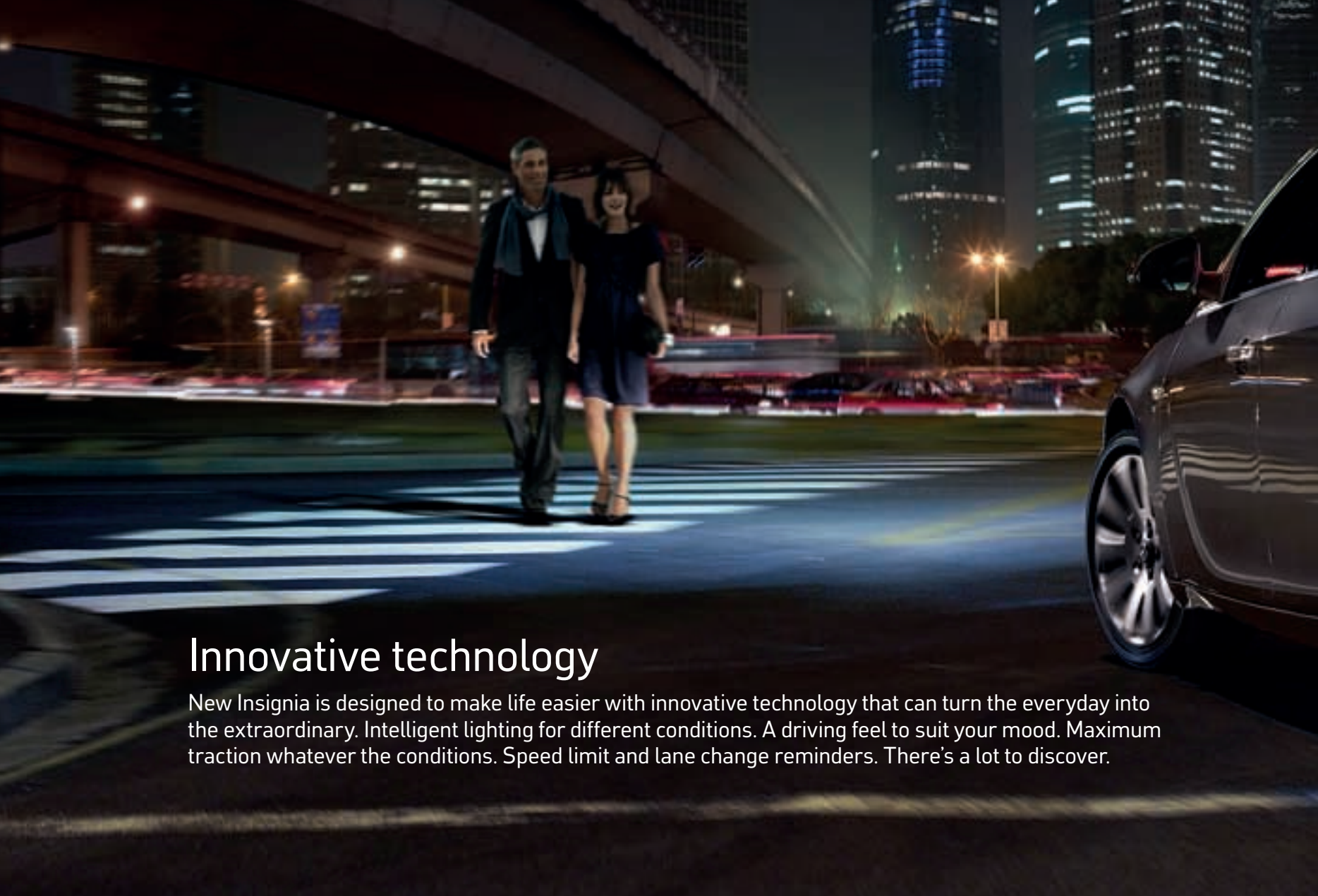
We all share a responsibility to look after our world. That's why Vauxhall has always been at the forefront of green automotive initiatives. Most recently, we are looking at ways to further reduce vehicle CO₂ emissions and working on even cleaner, alternative power sources, including zero-emission fuel cell technology.

But our commitment to preserving the environment goes even further. We have dramatically reduced manufacturing emissions, for example, and our new vehicles use more recycled materials and more recyclable parts than ever before.

We also offer free and easily accessible, environmentally friendly, end-of-life vehicle disposal through our partners Autogreen Ltd.

That way, we reduce our environmental impact in every phase of every vehicle's life cycle. Because your world is our world, too.





Innovative technology

New Insignia is designed to make life easier with innovative technology that can turn the everyday into the extraordinary. Intelligent lighting for different conditions. A driving feel to suit your mood. Maximum traction whatever the conditions. Speed limit and lane change reminders. There's a lot to discover.



Insignia SE



Pedestrian area light (up to 20mph).
Wider spread of light (an extra eight degrees left and right) illuminates potential hazards.



Town light (20 – 35mph).
Wider and lower spread of light. Activated by vehicle speed together with street lighting.



Country road light (30 – 60mph).
Wider spread and brighter light than normal low beam. Longer illumination of own lane.



Motorway light (over 60mph).
140 metre range, higher and brighter than normal low beam without dazzle.



Adverse weather light (up to 45mph).
Wiper or rain sensor activated for better vision in bad weather conditions.



High beam with assist (any speed).
Automatically switches from high to low beam as it detects oncoming or preceding vehicles.

(Not available if Front Camera System specified.)



Dynamic curve light (any speed).
Activated by steering angle and speed, the headlights swivel up to 15 degrees into the curve.



Static cornering light (up to 25mph, also when reversing).
Throws light 90 degrees left or right for enhanced lateral vision.




LED Daytime running light.
Increases your visibility to other road users without increasing fuel consumption (unlike low beam).



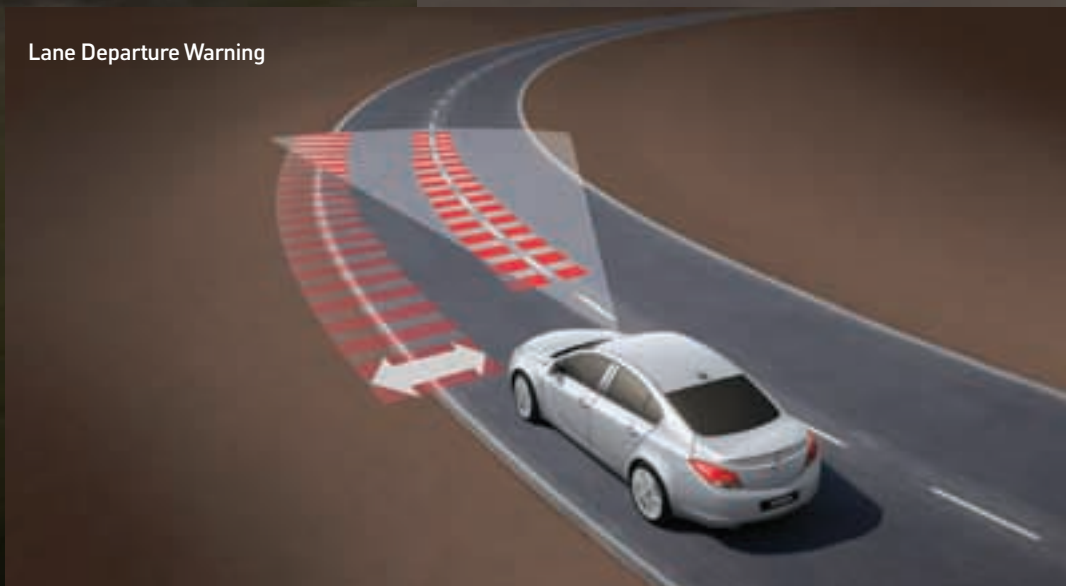
Intelligent Adaptive Forward Lighting (AFL). New Insignia's Intelligent AFL headlights change their pattern to suit the location and the weather. Sensing where you need the light most, they can even help you see around corners. And if something is coming the other way, they dip automatically.

Traffic Sign Memory System



New Insignia's innovative Traffic Sign Memory System recognises speed limit and no overtaking road signs, presenting them on the main display. If you select the speed limit function on the multi-function trip menu, the scanned speed limit is shown permanently until the next sign is recorded. If nothing is recognised, a simple dash will be displayed.

Lane Departure Warning



The Lane Departure Warning uses the Front Camera System to recognise lane marking lines and emits an audible warning if the vehicle leaves its lane unintentionally (ie. without you indicating), preventing potential accidents and reminding you of inattention or tiredness. The lane departure warning system can be deactivated via the facia switch.



Front Camera System*. Select the Front Camera System and new Insignia will read the speed limit signs and display a reminder on the fascia, helping you keep safe and legal. Leave your lane without a signal, and it can also warn you – just in case you're tired or simply not paying attention.

**Available Summer 2009.*





Intelligent chassis performance

Entertaining and safe, with control and communication like never before. Three driving modes – from dynamic to relaxed. And optimum traction front and rear. Automatically. On demand.





Sport or Tour? The touch of a button changes the whole driving dynamics to taut sporting excitement or relaxed long distance cruising.

The FlexRide (Adaptive Stability Technology) system responds instantly to data collected from every chassis and drive component. Continuous Damping Control, which adjusts the damper settings in real time, four-channel Anti-lock Braking System with electronic brakeforce distribution, traction control and Electronic Stability Programme (ESP) – all communicate with each other continuously. FlexRide simply combines all the elements for the chosen driving mode.

When you select Sport mode, new Insignia sharpens the speed-sensitive steering response, throttle input and automatic transmission (when fitted), and stiffens the dampers to ensure optimum road contact. On some models the system even allows you to programme which of the above functions you want more 'sporty' via an on-screen menu and the instrument lighting changes from white to red.

When you select Tour mode the system adjusts the damper settings to further enhance new Insignia's ride comfort. Ideal for long distance motorway journeys.

If neither the Sport nor the Tour switch is activated, the FlexRide system automatically defaults to Normal mode. The dampers permanently adapt to changing driving situations, providing more comfort than a conventional chassis but with improved cornering behaviour and better steering response in changing traffic situations.

FlexRide comes as standard on some models and is available as an optional extra on others.





FlexRide (Adaptive Stability Technology). Choose a new Insignia with FlexRide, and the driving feel can be changed to match your mood. Select Sport mode for a more dynamic, responsive drive. Or Tour mode for a smoother, more relaxed set-up.



The advantages begin when you pull away, all four wheels are engaged for stable acceleration with maximum grip. In normal driving, the power is split 95% front: 5% rear, but under acceleration the system automatically diverts more power to the rear wheels for maximum traction before gradually moving power back towards the front wheels.


With the Sport button depressed the system apportions more power to the rear wheels in a 40% front 60% rear split to give an even more sporting feel.

The electronic Limited Slip Differential (eLSD) fitted to the rear of all 4x4 models offers even more benefits for the enthusiastic driver. By sensing which rear wheel has the most grip, eLSD can transfer more torque to the wheel most able to utilise it. Up to 50% of the rear axle torque can be transferred between the rear wheels, increasing stability during high speed lane changes and providing more traction when accelerating out of corners.





Adaptive 4X4 with FlexRide. Specify the Adaptive 4X4 – permanent four-wheel drive – system with FlexRide and your new Insignia will automatically distribute drive from the front to the rear wheels as conditions demand. The result? Maximum traction for smooth, strong acceleration, outstanding driving dynamics and more stability in cornering. Press the Sport button and it distributes additional drive torque to the rear wheels for an even more dynamic feel.







New Insignia's engines provide the power you want, the fuel efficiency you need and the low, Euro 5 emissions we all appreciate. There's a choice of three petrol engines – the high-tech 140PS 1.8i 16v VVT, a 2.0i 16v Turbo at 220PS and a smooth 2.8i V6 24v automatic with 260PS. And two new, common rail 2.0 litre direct injection diesels – 130PS and 160PS – provide outstanding economy and value.



As you would expect, new Insignia's petrol engines achieve outstanding power, performance and fuel economy through the innovative use of new technology. The 1.8i 16v VVT petrol engine features a variable intake manifold and variable valve timing, for example. While the 2.0i 16v and 2.8i V6 Turbo petrol units utilise a twin-scroll turbocharger that virtually eliminates turbo lag at low engine speeds for instant throttle response with reduced fuel consumption.

All the new Insignia diesels feature two overhead camshafts, four valves per cylinder, and common rail technology together with variable geometry turbochargers for a rapid throttle response from low revs. Based on their combined fuel consumption figures, the diesel models' big 70-litre fuel tanks can mean up to 750 miles between fuel stops.


All new Insignia models, apart from the auto-only 260PS V6 model, feature a six-speed manual gearbox. The modern, low-weight design of the six-speed manual units makes for improved performance and better fuel economy. All models except the 1.8 litre petrol variants are also available with an optional six-speed automatic transmission. This unit comes complete with Active Select that allows you to take control of gear changes via a sequential shift. Both manual and automatic transmissions feature the latest GM technology, delivering enhanced fuel efficiency combined with optimum driveability.





Safety is always a top priority for Vauxhall. You wouldn't expect it any other way. In the new Insignia, it starts with an optimised body structure that protects you and your fellow passengers in every kind of impact situation. And extends to the latest restraint technology – new, double pretensioned front seatbelts, pedal release system, side-impact protection beams, active-safety front seat head restraints and a whole lot more.

New Insignia's front airbags are two-stage to prevent the kind of injuries caused if they inflate too quickly. There's a switch to deactivate the passenger airbags when a child seat is used in the front seat. And front seat side airbags and full-length curtain airbags are standard on every model.



A proven Vauxhall safety feature, active front seat head restraints move up and forward under rear impact to guard against whiplash and other head and upper body injuries.





Body language

The same design language and technical precision, but a totally unique look. With a wrap-around tailgate, roof spoiler and flexible interior space, the new Insignia Sports Tourer has a lot to say about modern life and how we make it happen.





Sports Tourer takes new Insignia's dynamic looks to a new dimension, with innovative use of space throughout. A deep opening, wrap-around tailgate and low loading height make it easy to use. FlexOrganiser® technology extends versatility and use of loadspace capabilities.

With a load volume of 520 litres, extendable to 1463 litres with the 60/40 split rear seat folded, the new Insignia hatchback models already feature incredible luggage capacity. But the Sports Tourer adds even more – as much as 1510 litres with the rear seats folded.

N.B. All load capacity figures provisional at time of going to press.



Comprising four side rails with sliding side rail hooks, plus a specially devised 3D storage net and side net pocket, the optional FlexOrganiser® system provides a versatile way to manage the new Insignia Sports Tourer load area. A range of FlexOrganiser® accessories is also available including: storage box, adjustable fixing straps and additional side rail hooks.







New Insignia's front seats offer incredible comfort and support, with manual or electric operation. There's a huge range of adjustment, not just for seat travel and recline, but height and lumbar adjustment too – allowing all drivers and passengers to find their ideal seating position. Select the optional leather seats on SRi models and comfort is taken to a whole new dimension with perforated leather and an integrated heating and ventilation system for the driver's seat.

The new ergonomic sports seats on SRi models feature improved tilt adjustment, four-way power lumbar support and ergonomic seat contours, including excellent side support. An adjustable seat extension cushion, extending by up to 60 millimetres, also adds superior thigh support for taller drivers. No wonder it has been awarded a coveted seal of approval from AGR, an independent panel of German doctors and ergonomics experts. The AGR seal is only awarded to ergonomic products that comply with strict medical requirements; in this case, a scientifically proven new Insignia seat that effectively helps prevent the back pain and tension suffered by some car occupants.



Climate control is a major factor for new Insignia interior comfort. Models featuring single-zone electronic climate control provide constant control of the atmosphere inside the car, with both front and rear air outlets optimised for maximum efficiency and noise reduction. The dual-zone system on Elite models also features individual temperature control between driver and front passenger.

A place for everything. New Insignia provides a multitude of storage and stowage features – all within easy reach of the driver and passengers. In addition to a large glovebox, there's a driver's side storage compartment, handy door pockets, drinks holders and front seat back map pockets. Order the optional 230v power outlet for the centre console and your rear seat passengers can operate a laptop, DVD player or more while you're out and about.








New Insignia not only sets new standards for audio quality, but integrates audio, phone and navigation capabilities as never before.

Standard on SE and Elite models, the six-disc CD autochanger/ stereo radio (CDC 400) plays MP3 tracks from a CD and features Digital Audio Broadcast (DAB), seven speakers and 80 watts of power. Specially developed for demanding users, it features a seven-band graphic equaliser and digital sound processor for fine tuning of the acoustic pattern – all with easy menu guidance via the graphic information display.

Optional at extra cost, the DVD 800 stereo radio/CD with satellite navigation features a seven-inch colour screen located high in the fascia, near the driver's sight line, and recessed in to reduce reflection from direct sunlight. The unit provides detailed 3D-style information for more than 30 European countries – including a comprehensive travel guide – all from internal flash memory. TMC messages about traffic jams and diversions are automatically displayed and can be included in the route planning at any time. And as you would expect, there's plenty of power – 4x20 Watts into seven high quality speakers, plus auxiliary-in and USB connections so you can plug in your own iPod, MP3 or other music device.



Available as an option, new Insignia can be pre-equipped for hands-free operation of most mobile phones with Bluetooth® and steering wheel phone control.



Depending on the system you choose, you can plug in your iPod, MP3 or other music system via the 3.5mm auxiliary input (aux-in) or the USB connection. USB gives added control via the fascia 'head unit' or steering wheel controls.




Beautiful to look at, and easy to use, the twist and push multi-function controller* makes light work of selecting from the navigation, phone or audio display screen menus. Simply choose the menu you require, then twist to scroll and push to select the desired option.

**Only available in conjunction with DVD 800.*



Insignia SRi



Discover more about Insignia

New Insignia is available in hatchback, saloon and Sports Tourer variants. All three body styles are available in a choice of five different trim levels – S, Exclusiv, SRi, SE and Elite – each carefully specified to create its own definition of new Insignia's character.



Insignia S

Hatchback | Saloon | Sports Tourer

New Insignia style complete with an impressive level of equipment.

Standard features include:

- Driver's and front passenger's airbags
- Front seat side-impact airbags
- Full-size curtain airbags
- Electronic Stability Programme (ESP)
- Active-safety front seat head restraints
- Air conditioning
- 16-inch steel wheels with flush covers and 215/60 R 16 tyres (not Sports Tourer 2.0CDTi 16v)
- 17-inch Structure wheels with 225/55 R 17 tyres (Sports Tourer 2.0CDTi 16v)
- Electric height-adjustable driver's seat
- Electric 4-way lumbar adjustment on driver's seat
- 60/40 split-folding rear seat
- Retractable luggage compartment cover (Sports Tourer)
- Leather-covered steering wheel
- Cruise control
- Trip computer
- Automatic lighting control
- Electrically operated front windows
- Electrically adj./heated door mirrors
- Reach- and rake-adjustable steering column
- Remote control security alarm
- Remote control central deadlocking
- Black roof rails (Sports Tourer)
- CD player with MP3 format/stereo radio (CD 300)

Engine availability

Insurance groups (ABI)

	20	50
1.8i 16v VVT	7E	16E
2.0CDTi 16v (130PS)	8E	18E

Please note: Insurance groups relate to both the previous 20 group rating and the new 50 group rating.

Insignia Exclusiv

Hatchback | Saloon | Sports Tourer

A well equipped model with added style, comfort and convenience.

Additional features over and above S models:

- Single-zone electronic climate control
- 17-inch Structure wheels with 225/55 R 17 ultra-low profile tyres
- Chrome-effect exterior window surround
- 60/40 split-folding rear seat with load-through facility
- Front centre armrest with storage facility
- Illuminated vanity mirrors
- Front seat back storage pockets
- Rear seat drinks holders
- Centre rear seat head restraint
- Front map reading lights
- Two rear reading lights
- Silver-effect roof rails (Sports Tourer)
- 12-volt auxiliary power socket in luggage compartment (Sports Tourer)

Engine availability	Insurance groups (ABI)	
	20	50
1.8i 16v VVT	7E	16E
2.0CDTi 16v (130PS)	8E	18E
2.0CDTi 16v (160PS)	9E	21E

Please note: Insurance groups relate to both the previous 20 group rating and the new 50 group rating.

Model illustrated features CDC 400 audio unit, optional at extra cost.

Insignia SRI

Hatchback | Saloon | Sports Tourer

Genuine sporting credentials – seats, pedals, instruments and a lowered chassis.

Additional features over and above Exclusiv models:

- 17-inch 7-spoke alloy wheels with 225/55 R 17 ultra-low profile tyres or 18-inch 5-twinspoke alloy wheels with 245/45 R 18 ultra-low profile tyres available at no extra cost
- Lowered and uprated sports suspension
- Aluminium pedals
- Sports instruments
- Leather-covered sports steering wheel
- Front fog lights
- Visible exhaust tailpipe
- Ergonomic sports front seats with extendable seat cushion
- Electrically operated rear windows
- Dark-tinted glass – excludes windscreen and front door windows (Sports Tourer)
- FlexRide (Adaptive Stability Technology) – standard on 2.0i 16v Turbo (optional on other models)

Engine availability	Insurance groups (ABI)	
	20	50
1.8i 16v VVT	8E	16E
2.0i 16v Turbo	14E	26E
2.0i 16v Turbo 4X4	14E	26E
2.0CDTi 16v (130PS)	8E	19E
2.0CDTi 16v (160PS)	10E	22E

Please note: Insurance groups relate to both the previous 20 group rating and the new 50 group rating.

Model illustrated features satellite navigation system, optional at extra cost.





Insignia SE

Hatchback | Saloon | Sports Tourer

High-tech features and incredible levels of standard equipment.

Additional features over and above Exclusiv models:

- 17-inch 7-spoke alloy wheels with 225/55 R 17 ultra-low profile tyres or 18-inch 13-spoke alloy wheels with 245/45 R 18 ultra-low profile tyres available at no extra cost
- Electric parking brake
- Electric height-adjustable front passenger's seat
- Electric 4-way lumbar adjustment on front passenger seat
- Rain-sensitive windscreen wipers
- Electrically operated rear windows
- Visible exhaust tailpipe
- Integral six-disc CD autochanger with MP3 format (CDC 400)
- Stereo radio with DAB
- FlexRide (Adaptive Stability Technology) – standard on 2.0i 16v Turbo (optional on other models)
- Dark-tinted glass – excludes windscreen and front door windows (Sports Tourer)

Engine availability

Insurance groups (ABI)

	20	50
1.8i 16v VVT	8E	17E
2.0i 16v Turbo	14E	26E
2.0i 16v Turbo 4X4	14E	26E
2.0CDTi 16v (130PS)	9E	19E
2.0CDTi 16v (160PS)	10E	22E

Please note: Insurance groups relate to both the previous 20 group rating and the new 50 group rating.

Model illustrated features Sat Nav system and automatic transmission, optional at extra cost. Please note: Beige seat trim not available on SE models until Spring 2009.

Insignia Elite

Hatchback | Saloon | Sports Tourer

Ultimate Insignia – leather seat trim, and features you simply can't get elsewhere.

Additional features over and above SE models:

- Dual-zone electronic climate control with heat-reflective windscreen and humidity sensor
- 18-inch alloy wheels with 245/45 R 18 ultra-low profile tyres
- Front and rear parking distance sensors
- Front fog lights
- Intelligent AFL with high-pressure headlight washers
- Dynamic headlight beam levelling
- Leather trim with heated front seats
- Eight-way electrically adjustable driver's seat
- Electrically foldable door mirrors (electro-chromatic on driver's side)
- FlexRide (Adaptive Stability Technology) – standard on 2.0i 16v Turbo/2.8i V6 (optional on other models)

Engine availability**Insurance groups (ABI)**

	20	50
1.8i 16v VVT	8E	17E
2.0i 16v Turbo	14E	27E
2.0i 16v Turbo 4X4	14E	27E
2.8i V6 24v Turbo 4X4 auto	15E	32E
2.0CDTi 16v (160PS)	11E	23E

Please note: Insurance groups relate to both the previous 20 group rating and the new 50 group rating.

Model illustrated features satellite navigation system and automatic transmission, optional at extra cost.



Olympic White – Solid



Technical Grey – Metallic



Silver Lightning – Metallic



Sovereign Silver – Metallic



Pomegranate Red – Pearlescent



Black Sapphire – Pearlescent



Metro Blue – Metallic



Panacotta – Pearlescent



Myth Green – Pearlescent

A close-up, low-angle shot of a car's headlight, showing its curved, aerodynamic shape and the reflection of light on its surface. The background is dark with bokeh light effects.

A generous range of contemporary colours – all worthy of new Insignia's premium style and quality.

S



Labyrinth cloth - Black

Exclusiv



Dune cloth - Black

Exclusiv



Dune cloth - Beige**

SRi



Vitesse cloth - Black

SRi



Siena perforated leather - Black

SE



Avenue cloth/Morrocana - Black

SE



Avenue cloth/Morrocana - Beige**

Elite



Siena leather - Black

Elite



Siena leather - Beige

Model	S			Exclusiv			SRi		SE		Elite		
Trim name	Labyrinth cloth			Dune cloth			Vitesse cloth	Siena perforated Leather*		Avenue cloth/Morrocana		Siena Leather	
Solid body colour													
Olympic White	Black	Black	—	Black	Black	Black	—	Black	—	Black	—	—	
Two-coat metallic body colours*													
Technical Grey	Black	Black†	Beige	Black	Black	Black†	Beige	Black†	Beige	Black†	Beige	Beige	
Sovereign Silver	Black	Black	—	Black	Black	Black	—	Black	—	Black	—	—	
Metro Blue	Black	Black	Beige†	Black	Black	Black	Beige†	Black	Beige†	Black	Beige†	Beige†	
Silver Lightning	Black	Black	Beige†	Black	Black	Black	Beige†	Black	Beige†	Black	Beige†	Beige†	
Two-coat pearlescent body colours*													
Black Sapphire	Black	Black	Beige†	Black	Black	Black	Beige†	Black	Beige†	Black	Beige†	Beige†	
Panacotta	Black	Black	—	Black	Black	Black	—	Black	—	Black	—	—	
Pomegranate Red	Black	Black	Beige†	Black	Black	Black	Beige†	Black	Beige†	Black	Beige†	Beige†	
Myth Green	Black	Black	Beige†	Black	Black	Black	Beige†	Black	Beige†	Black	Beige†	Beige†	

-- = Not available. * = Optional at extra cost. † = No-cost option.

Due to the limitations of the printing process the colours reproduced may vary slightly from the actual paint colour or trim material. As a result they should be used as a guide only.



Top Tech.** New Insignia interior trim fabrics and leather have been carefully selected to reflect its premium style and feel. A Top Tech** coating on the beige cloth trims helps resist spilt fluids, grime and stains for a noticeably fresher, cleaner interior.


**Available Spring 2009.



Standard wheels and tyres:



16-inch steel wheels with flush cover, 215/60 R 16 tyres.




17-inch Structure wheels, 225/55 R 17 tyres.



17-inch 7-spoke alloy wheels, 225/55 R 17 tyres.



17-inch 7-spoke alloy wheels, 225/55 R 17 tyres.




18-inch 13-spoke alloy wheels, 245/45 R 18 tyres.


* Excludes Sports Tourer diesel model.

** Includes 'S' Sports Tourer diesel model.

No-cost option wheels and tyres:



18-inch 5-twinspoke alloy wheels, 245/45 R 18 tyres.




18-inch 13-spoke alloy wheels, 245/45 R 18 tyres.

Optional wheels and tyres (at extra cost):



17-inch 7-spoke alloy wheels, 225/55 R 17 tyres.




18-inch 7-twinspoke alloy wheels, 245/45 R 18 tyres.



20-inch 5-twinspoke alloy wheels, 245/35 R 20 tyres.



19-inch 10-spoke alloy wheels, 245/40 R 19 tyres.



19-inch 10-spoke alloy wheels, 245/40 R 19 tyres.

VXR Styling

Inspired by our hugely successful racing team, VXR styling products reflect their experience, knowledge and passion for style and performance. Available on new Insignia as a factory-fit option pack or as accessories fitted by your Vauxhall retailer, the VXR range adds flair, personality and excitement to your car.



VXR Styling Pack is available on all three bodystyles and features body-colour front lower spoiler, side sills, rear lower skirt, rear spoiler (saloon models only) and a visible exhaust tailpipe on 1.8i 16v and 2.0i 16v CDTi models. The spare wheel is replaced by an emergency tyre inflation kit when the VXR Styling Pack is fitted. 20-inch 5-twinspoke alloy wheels, Adaptive Forward Lighting (AFL) and two-coat metallic paint illustrated are optional at extra cost.

Vauxhall accessories are the right choice for your new Insignia. Whatever you're into, there's certain to be a Vauxhall accessory with your name on it, all fitted by trained Vauxhall professionals. We've only featured a small selection of what's available here, so please check with your Vauxhall retailer for new Insignia accessory availability information.

Main vehicle illustrated features base carrier system with Sport roof box. 18-inch alloy wheels and two-coat metallic paint are optional at extra cost on Exclusiv models.



This useful safety pack comprises a first aid kit, warning triangle and a hi-visibility vest and is a legal requirement in many countries. (Items also available separately.)



Available in black or dark brown, both with the new Insignia logo. This set of four velour floor mats fits to the anchor points in the car, protecting the interior of your new Insignia.



Designed for a snug fit, this semi-rigid cargo liner provides maximum protection yet is easily removed for cleaning. Available for saloon, hatchback and Sports Tourer models.



The rear-facing Baby-Safe (right – up to 13kg) and KID (centre – 15-36kg) seats are fixed with a standard lap and diagonal seatbelt. The DUO ISOFIX (9-18kg) can also be attached using the ISOFIX child seat restraint fittings, standard on the rear seats of all new Insignia models.

FURTHER ACCESSORIES INCLUDE:

- FlexOrganiser® system (Sports Tourer)
- Dog guard (Sports Tourer)
- Base carrier – aluminium
- Premium bicycle carrier
- Side-loading bicycle carrier
- Tow bar mounted bicycle carrier
- Travel roof box
- Sport roof box
- Detachable towing hitch with 7 or 13-pin connection
- Temporary tyre inflation kit
- Rear screen and side window privacy shades
- Fire extinguisher (1kg)

irmscher

Styling

Developed in conjunction with auto design specialists Irmischer International, Insignia styling accessories perfectly complement the vehicle's lines, as well as being manufactured to the same exacting standards as the car itself.



A perfect way to personalise your new Insignia. There's a choice of two new alloy wheel designs in either 18 or 20-inch. (Turbo Star illustrated.)



For distinctive looks and a sportier exhaust note too, this sports silencer with dual branched, split oval design chrome-plated tailpipes is the perfect choice for your new Insignia. The rear bumper sports insert (also illustrated) is available separately.



EQUIPMENT	
Safety	60
Security	61
Facia, instruments and controls	
Heating and ventilation	
Interior lighting	
Interior features	62
Seating and upholstery	
Rear passenger compartment	63
Exterior and convenience features	
Exterior lighting	
Exterior styling and protection	64
Mechanical	
FlexRide system availability	
Adaptive 4X4 availability	
Additional Sports Tourer features	65
Wheels and tyres	
Option packs	66
Audio, communication and navigation	68
TECHNICAL DATA	
Petrol engines	70
Diesel engines	
Performance, fuel economy and emissions	71
Weights and towing data, steering, body, transmission, fuel tank capacity, Vauxhall Assistance and warranties	72
Suspension, brakes	73
Loadspace dimensions, luggage capacities	74
Exterior dimensions	75

Safety

Standard features

Airbags: • Driver's dual-stage airbag • Front passenger's dual-stage airbag • Front seat side-impact airbags • Full-size curtain airbags • Deactivation switch for front passenger's airbags – Ensures front passenger airbags do not inflate when a child seat is fitted to the front passenger's seat

Seating: • Active-safety front seat head restraints • Height-adjustable head restraints on outer rear seats • Five lap and diagonal inertia-reel seatbelts (height-adjustable front) • Front body-lock diagonal seatbelt pretensioner system – Tightens the seatbelt during the early stages of a frontal impact • Driver's lap belt pretensioner system • Front seatbelt force limiters – Reduces potential upper body injuries during a frontal impact • Anti-submarining ramps in front seats – Help prevent occupants sliding underneath the lap belt during a collision • ISOFIX child seat restraint system for all rear seats incorporating top tether (does not include child seat) – Secures specially designed ISOFIX child safety seats to the vehicle itself, virtually eliminating the dangers that can result from improper installation

Electronic: • Electronic Stability Programme-plus (ESP-plus) • Anti-lock Braking System (ABS) • Cornering Brake Control • Emergency Brake Assist – Increases brake force applied in emergency braking situations • Straight Line Stability control • Traction control • Adaptive Brake Lights – If the driver brakes hard enough to activate the ABS function the brake lights flash on and off at a frequency of four times per second, thus warning following vehicles that heavy braking is in progress

Body: • Energy-absorbing steering column • Pedal release system – Reduces potential injury to the driver's legs and feet during a severe frontal impact • Laminated windscreen • Side-impact protection beams • Reinforced passenger safety cell • Deformation zones front and rear • Burst-proof door locks and anti-jam door design

Pedestrian: • Multi-pivot bonnet hinges – Allow the bonnet to move backwards out of harm's way, thus reducing the risk of serious head injury • Low density foam near front bumper crossmember – Reduces lower leg impact injuries • Plastic lower front bumper stiffener – Limits the extent to which a pedestrian's knee can bend in the event of an impact

Additional features

	S	Exclusiv	SRI	SE	Elite
Front passenger's lap belt pretensioner system				●	●
Electric parking brake – see page 73				●	●
Hill Start Assist (HSA) (manual models only) – see page 73				●	●
Height-adjustable centre rear seat head restraint		●	●	●	●



Security

Standard features • Remote control security alarm system • Remote control central deadlocking (doors, boot lid/ tailgate, fuel flap) • Visible Vehicle Identification Number (VIN) plate • 'Key left in ignition' audible warning • Electronic engine deadlock immobiliser • Door-to-door illumination – Keeps the headlights and rear lights on for 30 seconds after the car doors are locked • Foldable key • Driver's internal central locking switch

Additional features

	S	Exclusiv	SRi	SE	Elite
Locking wheel bolts for alloy wheels (where fitted)	□ ¹	□ ¹	●	●	●

Facia, instruments and controls

Standard features • Driver information centre incorporating multi-function trip computer • Cruise control • Rev counter • Digital clock with automatic RDS time adjustment • Multi-function display showing time, date, audio information and outside air temperature • Steering column adjustable for reach and rake • Electronic odometer and trip odometer • Instrument panel light dimmer • Coolant temperature gauge

Additional features

	S	Exclusiv	SRi	SE	Elite
Sports instrument graphics			●		
Cigar lighter and front ashtray	○	○	○	○	○

Heating and ventilation

Standard features • Air blend heater • Side window demist vents and adjustable face-level air vents • Air recirculation system with activation light • Interior pollen filter

Additional features

	S	Exclusiv	SRi	SE	Elite
Air conditioning	●				
Single-zone Electronic Climate Control (ECC) incorporating air conditioning		●	●	●	
Dual-zone Electronic Climate Control (ECC) incorporating air conditioning with variable side-to-side temperature settings and multi-zone sun sensor			□ ²		●
Rear passenger compartment heating ducts		●	●	●	●
Rear side window sunblinds				○	○
Heat-reflective windscreen					●

Interior lighting

Features

	S	Exclusiv	SRi	SE	Elite
Fade up/fade down courtesy lights operated by front and rear door switches	●	●	●	●	●
Illuminated luggage area and glovebox	●	●	●	●	●
Map reading lights integral with front courtesy light	●	●	●	●	●
Two rear reading lights	●	●	●	●	●
Interior ambient lighting		●	●	●	●



Active-safety front seat head restraints.



Single-zone electronic climate control.

- = Standard equipment.
- = Optional at extra cost.
- = Only available as part of an option pack. See page 66 for details.

- 1 = Fitted as part of the optional Plus Pack.
- 2 = Fitted as part of the optional Leather Pack.



Aluminium pedals.



Electro-chromatic rear-view mirror.



Driver's seat with electrical height adjustment.

Interior features

Standard features • Leather-covered three-spoke steering wheel • Leather-covered gear knob • Chrome internal door handles • Storage box on driver's side lower fascia • Lidded glovebox • Front and rear door pockets • Hinged luggage compartment cover (hatchback) • Fully carpeted luggage area • Carpeted rear seat back • 12-volt auxiliary power socket in front centre console • Boot/luggage area sill protection • Load restraint lashing eyes

Additional features	S	Exclusiv	SRi	SE	Elite
Leather-covered three-spoke sports steering wheel			●		
Twin sunvisors incorporating front passenger's vanity mirror with cover	●				
Twin sunvisors incorporating illuminated driver's and front passenger's vanity mirrors with covers		●	●	●	●
Rapid Cool inserts on fascia and doors	●	●			
Piano Black inserts on fascia and doors			●		
Wood-effect inserts on fascia and doors				●	●
Aluminium pedals			●		
Electro-chromatic anti-dazzle rear-view mirror		□ ³	□ ³	●	●

Seating and upholstery – see pages 54/55 for more details

Standard features • Driver's seat with electrical four-way lumbar adjustment • Driver's seat with electrical height adjustment • Front passenger's seat with reach and rake adjustment

Additional features	S	Exclusiv	SRi	SE	Elite
Front centre armrest with storage facility		●	●	●	●
Storage pockets on front seat backs		●	●	●	●
Front passenger's seat with electrical height and four-way lumbar adjustment				●	●
Driver's seat with eight-way electrical adjustment and memory function					●
Ergonomic sports front seats with extendable seat cushion			●		
Labyrinth cloth seat trim	●				
Dune cloth seat trim		●			
Vitesse cloth seat trim			●		
Avenue cloth/Morrocana seat trim				●	
Leather seat facings					●
Perforated leather seat facings			□ ²		
Driver's seat with integrated heating and ventilation system			□ ²		
Electrically heated front seats			□ ²		●

Rear passenger compartment

Features	S	Exclusiv	SRi	SE	Elite
12-volt auxiliary power socket behind front seats		●	●	●	●
230-volt rear power outlet behind front seats	○	○	○	○	○
Fold-out rear seat centre armrest with load-through facility		●	●	●	●
Rear seat drinks holders and storage box (in centre armrest)		●	●	●	●
60/40 split-folding rear seat back	●	●	●	●	●

Exterior and convenience features

Standard features • Electrically operated front windows with one-touch facility • Twin electrically adjustable/heated door mirrors (wide-angle on driver's side) with automatic timed cut-off • Touch-sensitive boot lid/tailgate release • Interior boot lid release (saloon) • Tinted glass • Heated rear window with automatic timed cut-off • Intermittent rear window wash/wipe (hatchback/Sports Tourer) • Twin gas-assisted tailgate struts (hatchback/Sports Tourer) • Two-tone horn

Additional features	S	Exclusiv	SRi	SE	Elite
Rain-sensitive windscreen wipers		□ ³	□ ³	●	●
Electrically foldable door mirrors					●
Electro-chromatic anti-dazzle driver's door mirror					●
Electrically operated rear windows with safety autoreverse and child isolation facility			●	●	●
Front and rear parking distance sensors	○	○	○	○	●
Two-coat metallic or pearlescent paint	○	○	○	○	○

Exterior lighting

Standard features • Daytime running lights • Lights-on audible warning • LED centre brake light

Additional features	S	Exclusiv	SRi	SE	Elite
Automatic lighting control	●	●	●		
Automatic lighting control with tunnel detection		□ ³	□ ³	●	●
Front fog lights	□ ¹	□ ¹	●	○ ⁴	●
Electric headlight beam levelling	●	●	●	●	
Intelligent Adaptive Forward Lighting (AFL) incorporating bi-xenon headlights with dynamic beam levelling, LED daytime running lights and high-pressure headlight washers ⁵		○	○	○	●



230-volt rear power outlet.



Rear seat centre armrest.

- = Standard equipment.
- = Optional at extra cost.
- = Only available as part of an option pack.
See page 66 for details.

- 1 = Fitted as part of the optional Plus Pack.
- 2 = Fitted as part of the optional Leather Pack.
- 3 = Fitted as part of the optional Sight and Light Pack
(also part of the optional Leather Pack on SRi).
- 4 = Also available as part of the optional Plus Pack.
- 5 = Also includes Sight and Light Pack.



FlexRide system.



Adaptive 4X4.

Exterior styling and protection

Standard features • Chrome-effect upper grille surround • Body-colour door mirrors • White indicators and side repeaters

Additional features	S	Exclusiv	SRi	SE	Elite
Chrome-effect window surround		●	●	●	●
Body-colour door handles	●	●	●		
Body-colour door handles with chrome-effect insert				●	●
Body-colour rear lip spoiler (hatchback only)	●	●	●	●	●
Chrome-effect front door sill covers		●	●	●	●
Visible stainless steel exhaust tailpipe		□ ⁶	●	●	●
Visible dual branch stainless steel exhaust tailpipes (2.0i 16v Turbo/2.8i V6 24v Turbo)			●	●	●

Mechanical

Standard features • Speed-sensitive power-assisted steering • Lightweight MacPherson strut front suspension and multi-link rear suspension with gas-pressure dampers • Diesel particulate filter

Additional features	S	Exclusiv	SRi	SE	Elite
Lowered and uprated sports suspension			●		
Variable-ratio power-assisted steering on models with FlexRide			●	●	●

FlexRide system availability – see page 73

	S	Exclusiv	SRi	SE	Elite
2.0i 16v Turbo			●	●	●
2.0CDTi 16v (130PS)			○		
2.0CDTi 16v (160PS)			○	○	○

Adaptive 4X4 availability – see page 72

	S	Exclusiv	SRi	SE	Elite
2.0i 16v Turbo			○	○	○
2.8i V6 24v Turbo					●

Additional Sports Tourer features

	S	Exclusiv	SRi	SE	Elite
Retractable luggage compartment cover	●	●	●	●	●
DualFloor luggage compartment	●	●	●	●	●
12-volt auxiliary power socket in luggage compartment		●	●	●	●
Vertical load-restraining net	○	○	○	○	○
Black roof rails	●				
Silver-effect roof rails		●	●	●	●
Dark-tinted Solar Protect® glass (excludes windscreen and front door windows)			●	●	●

Wheels and tyres – see page 56 for more details

Features	S	Exclusiv	SRi	SE	Elite
16-inch steel wheels (steel space-saver spare) with flush wheel covers and 215/60 R 16 low profile tyres ⁷	●				
17-inch Structure wheels (steel space-saver spare) with 225/55 R 17 ultra-low profile tyres		●			
17-inch 7-spoke alloy wheels (steel space-saver spare) with locking bolts and 225/55 R 17 ultra-low profile tyres	□ ¹		●	●	
18-inch 7-twinspoke alloy wheels (steel space-saver spare) with locking bolts and 245/45 R 18 ultra-low profile tyres		□ ¹			
18-inch 13-spoke alloy wheels (steel space-saver spare) with locking bolts and 245/45 R 18 ultra-low profile tyres				N/C	●
18-inch 5-twinspoke alloy wheels (steel space-saver spare) with locking bolts and 245/45 R 18 ultra-low profile tyres			N/C		
19-inch 10-spoke alloy wheels (emergency tyre inflation kit) with locking bolts and 245/40 R 19 ultra-low profile tyres				□ ¹	○
20-inch 5-twinspoke alloy wheels (emergency tyre inflation kit) with locking bolts and 245/35 R 20 ultra-low profile tyres			○		
Full-size steel spare wheel/tyre (not available with 19-inch or 20-inch wheels, or in conjunction with VXR Styling Pack) ⁸		○	○	○	○



Silver-effect roof rails.



Retractable luggage compartment cover.

- = Standard equipment.
- = Optional at extra cost.
- N/C = No-cost option.
- = Only available as part of an option pack.
See page 66 for details.

- 1 = Fitted as part of the optional Plus Pack.
- 6 = Fitted as part of the optional VXR Styling Pack.
- 7 = Sports Tourer 2.0CDTi 16v (130PS) models are fitted with 17-inch Structure wheels.
- 8 = Fitment of full-size spare wheel reduces luggage capacities.



Front fog lights.

Option packs

	S	Exclusiv	SRI	SE	Elite
Plus Pack • 17-inch alloy wheels (steel space-saver spare) with 225/55 R 17 ultra-low profile tyres • Locking wheel bolts • Front fog lights	○				
Plus Pack • 18-inch alloy wheels (steel space-saver spare) with 245/45 R 18 ultra-low profile tyres • Locking wheel bolts • Front fog lights		○			
Plus Pack • 19-inch alloy wheels (emergency tyre inflation kit) with 245/40 R 19 ultra-low profile tyres • Front fog lights				○	
Sight and Light Pack • Automatic lighting control with tunnel detection • Rain-sensitive windscreen wipers • Electro-chromatic anti-dazzle rear-view mirror		○	○	●	●
Leather Pack • Perforated leather seat facings • Driver's seat with integrated heating and ventilation system • Dual-zone Electronic Climate Control (ECC) • Sight and Light Pack			○		
VXR Styling Pack • Body-colour front spoiler, side sills, rear lip spoiler (saloon only) and rear lower skirt • Visible stainless steel exhaust tailpipe (standard on SRI/SE/Elite) • Emergency tyre inflation kit		○	○	○	○
Towing Pack⁹ (Sports Tourer) • Trailer stability programme • Automatic self-levelling rear suspension • Retractable tow bar		○		○	○
FlexOrganiser[®] Pack (Sports Tourer) • Four side rails • 3D storage net • Side net pocket • Four side rail hooks	○	○	○	○	○

● = Standard equipment.
 ○ = Optional at extra cost.

⁹ = Not available on 2.0i 16v Turbo or 2.8i V6 24v 4X4 models, or in conjunction with optional FlexRide system.

FlexOrganiser[®] Pack

- Four side rails
- 3D storage net
- Side net pocket
- Four side rail hooks



Side net pocket illustrated.



Accessory storage box illustrated.



Accessory adjustable fixing strap illustrated.

Sight and Light Pack

- Automatic lighting control with tunnel detection
- Rain-sensitive wipers
- Electro-chromatic anti-dazzle rear-view mirror



Automatic lighting control.



Rain-sensitive windscreen wipers.



Electro-chromatic rear-view mirror.

Leather Pack

- Perforated leather seat facings
- Driver's seat with integrated heating and ventilation system
- Dual-zone Electronic Climate Control (ECC)
- Sight and Light Pack



Perforated leather seat facings.



Driver's seat heating and ventilation.



Dual-zone electronic climate control.

VXR Styling Pack

- Body-colour front spoiler, side sills, rear lip spoiler (saloon only) and rear lower skirt
- Visible stainless steel exhaust tailpipe (standard on SRi/SE/Elite)
- Emergency tyre inflation kit



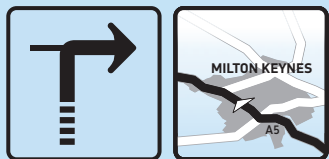
Body-colour front spoiler and side sills. Optional 20-inch alloy wheels also illustrated.



Visible stainless steel exhaust tailpipe.

Insignia Nav models

Available as additional models to the range, Exclusiv Nav, SRi Nav, SE Nav and Elite Nav feature the DVD 800 satellite navigation/CD player with MP3 format/stereo radio as standard.



Colour Sat Nav

Standard on Exclusiv Nav, SRi Nav, SE Nav and Elite Nav models.

Audio, communication and navigation

Features

CD player with MP3 format/stereo radio (CD 300)

• CD player with MP3 format • Auxiliary-in socket • AM/FM stereo radio with 18 station presets • RDS with Traffic Programme • 20 watts per channel output • 7 speakers

CD autochanger with MP3 format/stereo radio with DAB (CDC 400)

• Integral six-disc CD autochanger with MP3 format • Auxiliary-in socket • AM/FM/DAB (Digital Audio Broadcast) stereo radio with 36 station presets • RDS with Traffic Programme • Graphic display • 20 watts per channel output • 7 speakers • Shark fin aerial

Satellite navigation/CD player with MP3 format/stereo radio (DVD 800)

• DVD-based satellite navigation system • CD player with MP3 format • Auxiliary-in socket • AM/FM stereo radio with 36 station presets • RDS with Traffic Programme • 7-inch colour monitor • 20 watts per channel output • 7 speakers • Shark fin aerial • USB connection

Multi-function infotainment controller¹⁰

Steering wheel mounted audio controls

Roof-mounted flexible aerial

Mobile phone system with Bluetooth® (does not include phone or cradle) and shark fin aerial

	S	Exclusiv	SRi	SE	Elite
CD player with MP3 format/stereo radio (CD 300)	●	●	●		
CD autochanger with MP3 format/stereo radio with DAB (CDC 400)	○	○	○	●	●
Satellite navigation/CD player with MP3 format/stereo radio (DVD 800)		○	○	○	○
Multi-function infotainment controller ¹⁰				○	○
Steering wheel mounted audio controls	●	●	●	●	●
Roof-mounted flexible aerial	●	●	●		
Mobile phone system with Bluetooth® (does not include phone or cradle) and shark fin aerial	○	○	○	○	○

MP3 CD player

An MP3 is a compressed sound or music file and, due to its small size, it takes up less space on a compact disc, which means that more tracks can be recorded onto a CD. It's possible to fit almost 10 hours of music onto one CD, and, in a way, turn a single-disc CD/MP3 player into a multi-disc autochanger.


Auxiliary-in socket

The auxiliary-in socket, located in the front centre armrest storage facility, allows you to connect your portable MP3 music player directly into the car's audio system. All you need is a suitable connecting lead and you can listen to all your favourite tunes through your car's speaker system.

When using an MP3 player in the car the majority of the controls, such as track selection, remain solely on the player, while only the volume is controlled via the car's regular audio controls.



Auxiliary-in socket/USB connection.



Satellite navigation

Offering dynamic route guidance navigation via RDS-TMC (Traffic Message Channel), the advanced DVD 800 satellite navigation system features a 7-inch colour monitor complete with 2.5D map navigation ("Pseudo 3D") and "bird's eye view" for depth perception, continuous zooming and smooth scrolling when homing in on your chosen route across more than 30 European countries. In addition to conventional satellite navigation functions including audible/visual route guidance, the DVD 800 features a sophisticated Points of Interest menu, with selection via a number of criteria (e.g. price range for restaurants) – even pictures of the option selected.

Alongside a DVD drive for navigation and audio files, the unit also allows fast access to navigation data using internal 2GB flash memory which allows you to copy navigation data across from a DVD.

USB connection

Fitted in conjunction with the optional DVD 800 satellite navigation system, the USB connection is located alongside the auxiliary-in socket. It provides full iPod™ control and read-out of iPod™ functions through the audio system display. Traditional auxiliary-in sockets only allow control of volume through the car's audio system. The USB connection also means that the iPod™ will charge whilst it is connected.

Digital Audio Broadcast (DAB) facility

Now widely available in the UK, digital audio broadcasts offer the user a variety of advantages over traditional FM, starting with the digital quality sound which is immune to any hiss or crackle. You'll often find a broader range of stations on offer too, many of which are not available on FM, and listening to them couldn't be easier – you simply select the station, by name, from the displayed list, thus removing the need to retune or look for stations when travelling around. Some stations will even display the artists' names and song titles on the car's graphic display, while they're played.

Mobile phone system with Bluetooth®

Vauxhall's optional factory-fit dual-band mobile phone system has been considerably enhanced. Now fully integrated into the audio and communication system, it also features voice control and will connect wirelessly to phones with Bluetooth® technology. All the required information is displayed on the graphic information display when a mobile phone is in use, while the menus are easily navigated by either the steering wheel audio controls or the multi-function button on the radio. Certain functions can also be controlled by voice activation.

The mobile phone system can be further enhanced by fitting a phone-specific cradle, available as a Vauxhall Accessory. The cradle offers a secure location for your phone, while simultaneously charging the phone's battery and connecting its antenna to the car's external aerial.



Mobile phone system with Bluetooth®.



Multi-function infotainment controller.


350Nm

 2.0i 16v Turbo/
 2.8i V6 24v Turbo/
 2.0CDTi 16v (160PS)

7.2secs

 0-60mph
 2.0i 16v Turbo

58.9mpg

 Extra-urban
 driving
 2.0CDTi 16v
 (130PS)/(160PS)

Petrol engines

	1.8i 16v VVT ECOTEC-4	2.0i 16v Turbo ECOTEC-4 aluminium	2.8i V6 24v Turbo ECOTEC aluminium
Capacity	1796cc	1998cc	2792cc
Maximum power	140PS (103kW) @ 6300rpm	220PS (162kW) @ 5300rpm	260PS (191kW) @ 5500rpm
Maximum torque	175Nm (129 lb.ft.) @ 3800rpm	350Nm (258 lb.ft.) @ 2000-4000rpm	350Nm (258 lb.ft.) @ 1900-4500rpm
Configuration	4 cylinders, 4 valves per cylinder. Double overhead camshafts	4 cylinders, 4 valves per cylinder. Double overhead camshafts	6 cylinders, 4 valves per cylinder. Double overhead camshafts
Fuel/induction system	Naturally aspirated Variable Valve Timing (VVT). Multi-point sequential fuel injection	Water-cooled twin-scroll turbocharger with intercooler. Multi-point direct fuel injection	Water-cooled twin-scroll turbocharger with intercooler. Multi-point sequential fuel injection
Emission compliance	Euro 5		
Service interval	20,000 miles or 1 year (whichever occurs sooner)		

Benefit in kind company car taxation – 2008/09 tax year

	Hatchback/Saloon/Sports Tourer		
Manual	24/24/25	29/29/30	-/-/-
Manual 4X4	-/-/-	31/31/31	-/-/-
Automatic	-/-/-	33/33/33	-/-/-
Automatic 4X4	-/-/-	33/33/34	35/35/35

Diesel engines

	2.0CDTi 16v (130PS) ECOTEC-4 turbo diesel	2.0CDTi 16v (160PS) ECOTEC-4 turbo diesel
Capacity	1956cc	1956cc
Maximum power	130PS (96kW) @ 4000rpm	160PS (118kW) @ 4000rpm
Maximum torque	300Nm (221 lb.ft.) @ 1750-2500rpm	350Nm (258 lb.ft.) @ 1750-2500rpm
Configuration	4 cylinders, 4 valves per cylinder. Double overhead camshafts	4 cylinders, 4 valves per cylinder. Double overhead camshafts
Fuel/induction system	Variable geometry turbocharger with intercooler. Common rail fuel injection	
Emission compliance	Euro 5	
Service interval	20,000 miles or 1 year (whichever occurs sooner)	

Benefit in kind company car taxation – 2008/09 tax year

	Hatchback/Saloon/Sports Tourer	
Manual	21/21/22	21/21/22
Automatic	26/26/27	26/26/27

-- = This engine/body style/transmission combination is not available.

Performance, fuel economy and emissions*

	Performance (manufacturer's figures)		Fuel economy mpg (litres/100km)			CO ₂ emissions g/km
	Maximum speed (mph)	Acceleration (sec) 0-60mph	Urban driving	Extra- urban driving	Combined figure	
Manual gearbox						
1.8i 16v VVT hatch/saloon	129	10.9	25.9 (10.9)	47.1 (6.0)	36.2 (7.8)	184
1.8i 16v VVT Sports Tourer	126	11.6	25.7 (11.0)	46.3 (6.1)	35.8 (7.9)	186
2.0i 16v Turbo saloon	150	7.2	22.4 (12.6)	42.2 (6.7)	31.7 (8.9)	208
2.0i 16v Turbo hatchback	150	7.2	22.2 (12.7)	42.2 (6.7)	31.7 (8.9)	209
2.0i 16v Turbo Sports Tourer	147	7.5	22.2 (12.7)	41.5 (6.8)	31.4 (9.0)	211
2.0i 16v Turbo 4X4 hatch/saloon	149	7.3	21.7 (13.0)	40.4 (7.0)	30.7 (9.2)	215
2.0i 16v Turbo 4X4 Sports Tourer	145	7.6	21.6 (13.1)	39.8 (7.1)	30.4 (9.3)	219
2.0CDTi 16v (130PS) hatch/saloon	127	10.4	37.2 (7.6)	58.9 (4.8)	48.7 (5.8)	154
2.0CDTi 16v (130PS) Sports Tourer	124	10.9	36.7 (7.7)	57.6 (4.9)	47.9 (5.9)	157
2.0CDTi 16v (160PS) hatch/saloon	135	8.9	37.2 (7.6)	58.9 (4.8)	48.7 (5.8)	154
2.0CDTi 16v (160PS) Sports Tourer	132	9.3	36.7 (7.7)	57.6 (4.9)	47.9 (5.9)	157
Automatic transmission						
2.0i 16v Turbo hatch/saloon	149	7.3	20.2 (14.0)	40.4 (7.0)	29.4 (9.6)	225
2.0i 16v Turbo Sports Tourer	145	7.6	20.0 (14.1)	39.8 (7.1)	29.1 (9.7)	227
2.0i 16v Turbo 4X4 hatch/saloon	147	7.4	19.8 (14.3)	39.2 (7.2)	28.8 (9.8)	229
2.0i 16v Turbo 4X4 Sports Tourer	144	7.7	19.6 (14.4)	39.2 (7.2)	28.8 (9.8)	231
2.8i V6 24v Turbo 4X4 hatch/saloon	155	6.7	15.8 (17.9)	35.8 (7.9)	24.4 (11.6)	272
2.8i V6 24v Turbo 4X4 Sports Tourer	154	7.0	15.7 (18.0)	35.3 (8.0)	24.1 (11.7)	275
2.0CDTi 16v (130PS) saloon	127	10.5	30.7 (9.2)	54.3 (5.2)	42.2 (6.7)	177
2.0CDTi 16v (130PS) hatchback	127	10.5	30.4 (9.3)	53.3 (5.3)	41.5 (6.8)	179
2.0CDTi 16v (130PS) Sports Tourer	123	11.1	30.4 (9.3)	53.3 (5.3)	40.9 (6.9)	183
2.0CDTi 16v (160PS) saloon	134	9.0	30.7 (9.2)	54.3 (5.2)	42.2 (6.7)	177
2.0CDTi 16v (160PS) hatchback	134	9.0	30.4 (9.3)	53.3 (5.3)	41.5 (6.8)	179
2.0CDTi 16v (160PS) Sports Tourer	130	9.5	30.4 (9.3)	53.3 (5.3)	40.9 (6.9)	183

The fuel consumption figures shown comply with EC directive 1999/100 to provide a realistic indication of fuel consumption by taking into account everyday driving conditions, such as cold starts, acceleration and braking. These figures take account of the vehicles kerbweight, ascertained in accordance with the above regulation. **Important:** the results given relate to the particular car tested. Driving style, road and traffic conditions, vehicle mileage and standard of maintenance may also affect fuel consumption; therefore the results do not express or imply any guarantee of fuel consumption attainable.

* = Provisional data for Sports Tourer models.

Vauxhall supporting



Smarter driving tips

- Drive at an appropriate speed: – Staying within the speed limit increases driver safety, reduces CO₂ emissions and saves fuel. At 70mph you could be using up to 9% more fuel than at 60mph and up to 15% more fuel than at 50mph
- Drive smoothly at all times: – Anticipate the ebb and flow of the traffic to avoid harsh acceleration and braking
- Reduce your revs: – Change gear earlier to help reduce fuel consumption – try 2500 rpm with petrol engines and 2000 rpm with diesel
- Idling is wasting fuel: – If you're likely to be at a standstill for more than three minutes, switch off the engine to save fuel
- Regularly check your tyre pressures: – Under inflated tyres increase CO₂ emissions whilst over inflated tyres can be unsafe. Always check your handbook for the correct tyre pressure. This will also help to increase the life of your tyres
- Remove unnecessary items from the car: – Extra weight increases the engine's workload, whilst roof racks and bike carriers increase wind resistance. All burn more fuel and increase CO₂ emissions

Weights and towing data ^{kg}

	Kerbweight (Gross vehicle weight)			Max. towing weights	
	Hatchback	Saloon	Sports Tourer	Trailer with brakes (without brakes) Hatchback/Saloon	Sports Tourer
1.8i 16v VVT	1428 (2040)	1428 (2025)	1538 (2170)	1400 (750)	1350 (750)
2.0i 16v Turbo	1570 (2150)	1538 (2135)	1650 (2280)	1700 (750)	1700 (750)
2.0i 16v Turbo automatic	1595 (2175)	1580 (2160)	1658 (2305)	1700 (750)	1700 (750)
2.0i 16v Turbo 4X4 SRi	1658 (2265)	1658 (2250)	1768 (2400)	1900 (750)	1800 (750)
2.0i 16v Turbo 4X4 SRi automatic	1710 (2290)	1695 (2275)	1768 (2425)	1900 (750)	1800 (750)
2.0i 16v Turbo 4X4 SE/Elite	1658 (2265)	1658 (2250)	1768 (2400)	1800 (750)	1800 (750)
2.0i 16v Turbo 4X4 SE/Elite automatic	1710 (2290)	1695 (2275)	1768 (2425)	1800 (750)	1800 (750)
2.8i V6 24v Turbo 4X4 automatic	1768 (2355)	1760 (2340)	1878 (2520)	1800 (750)	1700 (750)
2.0CDTi 16v (130PS)	1538 (2140)	1538 (2125)	1635 (2265)	1600 (750)	1600 (750)
2.0CDTi 16v (130PS) automatic	1580 (2170)	1538 (2155)	1658 (2300)	1600 (750)	1600 (750)
2.0CDTi 16v (160PS)	1538 (2145)	1538 (2130)	1658 (2290)	1600 (750)	1600 (750)
2.0CDTi 16v (160PS) automatic	1580 (2170)	1538 (2155)	1658 (2315)	1600 (750)	1600 (750)

Gross vehicle weight is the total permissible weight of the vehicle including passengers and their luggage. To determine total carrying capacity, deduct kerbweight from gross vehicle weight. Note that the figure obtained will include the weight of the driver, passengers and any optional equipment or accessories. The **maximum roof rack loading** should not exceed 100kg. The **maximum towing weights** are based on the ability of the car, with two occupants of 75kg each, to restart on a 12% gradient, which is approximately 1 in 8.3, at sea level. At altitudes above 1500 metres, the engine output may drop with a corresponding reduction in towing capability. Any extra weight, such as luggage or additional passengers, should be deducted from the maximum towing weight. With a trailer fully loaded, **maximum noseweight** should not exceed 85kg. Always fit Vauxhall towing attachments and accessories available from your Vauxhall retailer. They are designed specifically for Vauxhall models and carry a 12-month guarantee.

Steering

- Speed-sensitive hydraulic power-assisted steering

Turning circle (kerb-to-kerb):

All body styles

S/Exclusiv/SE/Elite – 10.89m (35.7ft.)

Elite with optional 19-inch wheels – 11.39m (37.3ft.)

SRi – 10.97m (36ft.)

SRi with optional 20-inch wheels – 11.46m (37.6ft.)

Body

- Aerodynamic drag co-efficients:
Hatchback/Saloon – Cd 0.27
Sports Tourer – Cd 0.30

Transmission

Six-speed manual gearbox: Standard on all models excluding Elite 2.8i V6 24v.

Six-speed automatic transmission with

Active Select function: Standard on Elite 2.8i V6 24v models. Optional at extra cost on all other models excluding 1.8i 16v VVT. Electronically controlled with adaptive driving function. Fluid drive with torque converter, lock-up clutch, neutral control fuel-saving feature and Active Select.

Adaptive 4X4: Electronically controlled permanent four-wheel drive with variable torque split between front and rear axles.

- Torque transfer device: Splits drive 95% front/5% rear under normal driving conditions. When pulling away from

standstill, or under acceleration, more power is diverted to the rear wheels for maximum grip

- Electronic limited-slip differential: Fitted to the rear axle, it can transfer up to 50% of the rear axle torque between the rear wheels. This improves stability in split-friction conditions (e.g. icy or wet) and provides more traction when accelerating out of a corner

Fuel tank capacity

70 litres (15.4 gallons)

Vauxhall Assistance and warranties*

- A one-year unlimited mileage manufacturer's warranty
- Second and third year no-fee customer option warranty up to 60,000 miles (from first registration)
- Vauxhall Assistance for 12 months from first registration
- Six years' body panel anti-perforation warranty

* = Warranty is only available on vehicles sourced from Vauxhall Motors Ltd. Terms and conditions apply – please see your Vauxhall retailer for details.

Suspension

Front: Independent. Lightweight MacPherson struts with gas-pressure dampers and coil springs. Anti-roll bar.

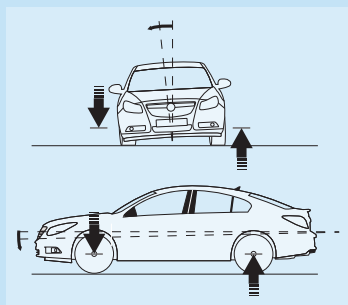
Rear: Lightweight multi-link with rising-rate mini-block coil springs (linear rate on 4X4 models) and gas-pressure dampers. Anti-roll bar. 4X4 models feature revised rear subframe and suspension geometry.

- SRi – lowered sports suspension
- Exclusiv, SE and Elite Sports Tourer – automatic self-levelling rear suspension optional as part of Towing Pack

FlexRide (Adaptive Stability Technology) system

FlexRide (optional on SRi, SE and Elite models) offers drivers the choice of three distinct driving modes – Normal (default setting), Sport or Tour.

- Sport mode: This stiffens the car's suspension and sharpens steering and throttle responses. It also raises the threshold at which the ESP and traction control systems are activated, enhancing dynamic performance. And on models featuring Adaptive 4X4 the emphasis is switched more towards rear-wheel drive



- Tour mode: Ideal for long motorway journeys, the Tour mode adjusts the dampers to a softer setting to create a perceptibly smoother ride and further enhance new Insignia's ride comfort
- Continuous damping control: Utilises data from up to 11 variables including acceleration, braking and cornering to constantly control the suspension for optimum stability, driver engagement and comfort. Operates in all three driving modes
- Gas-filled rear dampers: Insignia's rear dampers are increased to 37mm diameter for enhanced performance

Brakes

- Anti-lock Braking System (ABS)
- Dual circuit, diagonally split braking system

1.8i 16v VVT/2.0CDTi 16v (130PS)

Front ventilated discs: 296mm diameter

Rear discs: 292mm diameter

2.0CDTi 16v (160PS) manual hatch, saloon (excluding SRi models)

Front ventilated discs: 296mm diameter

Rear discs: 292mm diameter

2.0i 16v Turbo/2.0CDTi 16v (160PS) SRi models, automatic hatch, saloon and Sports Tourer


Front ventilated discs: 321mm diameter

Rear ventilated discs: 315mm diameter

2.8i V6 24v Turbo 4X4

Front ventilated discs: 337mm diameter

Rear ventilated discs: 315mm diameter



Electric parking brake and Hill Start Assist (HSA)

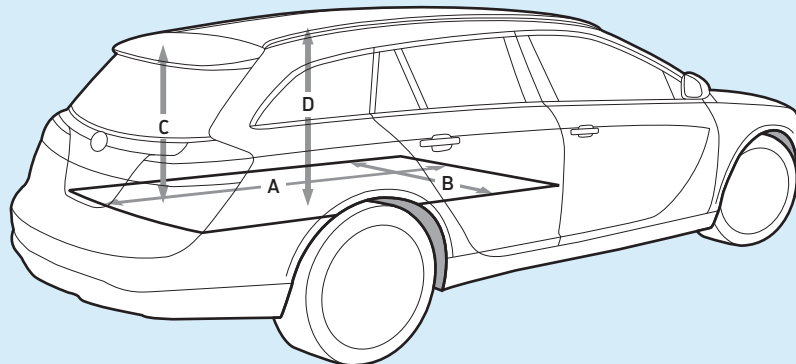
The touch-operated parking brake offers increased parking security on SE and Elite models.

- Drive away function: Releases the parking brake allowing the driver to pull away smoothly
- Hill hold assist: Prevents the vehicle rolling backwards when moving off on an incline by ensuring sufficient engine torque is available
- HSA: Maintains the brake pressure for a short period after the brake pedal has been released when pulling away on a steep gradient; this helps prevent the vehicle from rolling back. The pressure is released as soon as the driver presses the accelerator and the car begins to move forward



1510 litres
Maximum luggage capacity

Loadspace dimensions see table below



Loadspace dimensions millimetres (inches)

	Sports Tourer
Maximum load floor length – rear seats folded (A)	1908 (75.1)
Maximum load floor length – rear seats up	1086 (42.8)
Maximum rear floor width (B)	1060 (41.7)
Maximum load area height (D)	778 (30.6)
Loading height from ground level (unladen)	650 (25.6)
Maximum tailgate aperture width	1064 (41.9)
Maximum tailgate aperture height (C)	684 (26.9)
Maximum load area height beneath luggage compartment cover	447 (17.6)


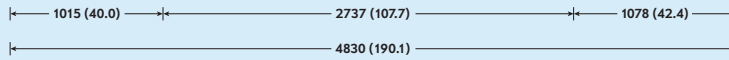
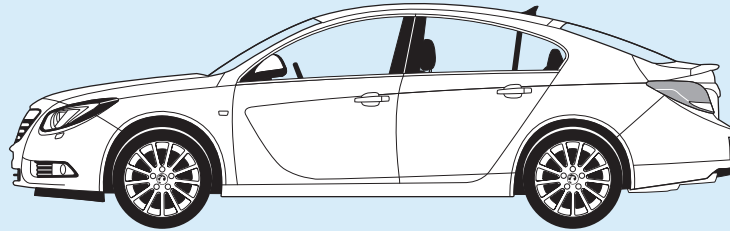
Luggage capacities* litres (cu.ft.)

	Load volume (minimum)**	Load volume (maximum)
Hatchback	520 (18.4)	1463 (51.6) [†]
Saloon	490 (17.3)	1010 (35.7) ^{††}
Sports Tourer	540 (19.1)	1510 (53.3) [†]


* = Measured using the ECIE method. ** = Under luggage compartment cover – rear seats up. † = To roof – rear seats folded. †† = To upper edge of front seat back

Exterior dimensions millimetres (inches)


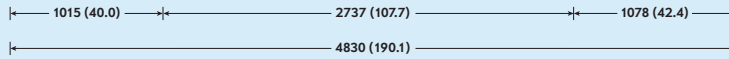
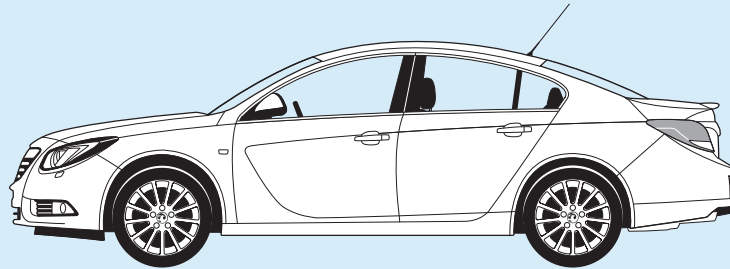
Hatchback




1498
(59.0)




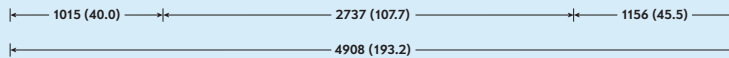
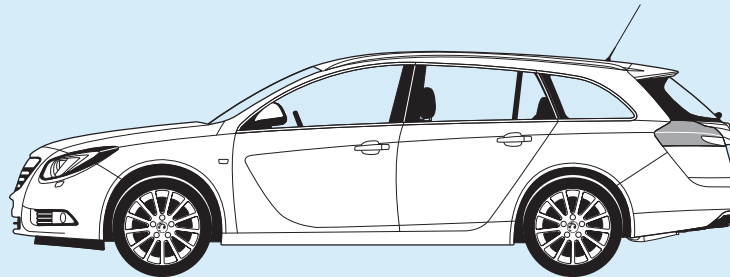
Saloon




1498
(59.0)



Sports Tourer



1520
(59.8)



Trust Vauxhall

Protecting the environment

Vauxhall's commitment to the environment is demonstrated by our products' many environmental awards, won both through the use of more recycled materials and by becoming cleaner and more efficient. For information on Vauxhall's efforts to achieve an environmentally sustainable future, see www.vauxhall.co.uk/recycling

Fleet Customer Services

Our dedicated support services for fleet managers includes factory demonstrators, a three-day test drive programme and information on whole life costs, company car taxation and finance. For further information please call **0870 010 0651**.

Buying your car

GMAC offers one of the most comprehensive and competitive ranges of financing plans in the UK. Contact your local Vauxhall retailer for details or call the GMAC customer service centre on **0845 712 3444**.



When you have finished with this brochure please recycle it

The GM Card is issued by HFC Bank Limited and is available to persons aged 18 years or over and resident in the UK (or 21 and over in the Channel Islands) and is subject to status and conditions. Written quotations are available upon request from The GM Card, PO Box 3615, Birmingham B3 2RJ. The typical APR quoted is the rate for new customers. Rebate Points are earned on purchases using The GM Card. Rebate Points are not earned on Balance Transfers or Cash Advances. You earn money off a new Vauxhall/Saab by accumulating Rebate Points under the Rebate Points Programme. General Motors UK Limited is solely responsible for the operation of the Rebate Points Programme, which is subject to the Rebate Points Programme Rules. *You can redeem up to 2500 Rebate Points subject to the Model Line Maximum which will vary in amount in relation to different Vauxhall/Saab vehicle model lines and unlimited Partner Points. Rebate Points and unlimited Partner Points are redeemable as discounts on a new Vauxhall/Saab vehicle and must be redeemed four years from the issue date. Rebate Points may not be redeemed by Motability Contract Hire customers. The GM Card is a trading name and style of both HFC Bank Limited and General Motors UK Limited. HFC Bank registered in England No. 1117305. Registered Office: North Street, Winkfield, Windsor, Berkshire SL4 4TD is authorised and regulated by the Financial Services Authority. **Member FSB** **Group**. HFC Bank Limited is not a member of the same group of companies as General Motors UK Limited, Saab GB Limited or GMAC UK plc. General Motors UK Limited, Registered Office: Griffin House, Osborne Road, Luton, Bedfordshire LU1 3YT. Registered in England number 135767. - CN6/0987.

Every effort has been made to ensure that the contents of this publication were accurate and up-to-date at the time of going to press (November 2008). Vauxhall vehicles are equipped with components manufactured by various General Motors operating units and outside suppliers. The Company reserves the right to alter specifications and withdraw products from sale without notice. Any such alterations will be notified to Vauxhall retailers at the earliest opportunity, please consult your local retailer for the latest information. The specifications detailed within this brochure are not necessarily applicable to alternative models such as Special Editions. Details of any such models will be contained in specific literature or found on the Vauxhall website. Please note that Vauxhall retailers are not the agents of General Motors UK Limited and are not authorised to bind the Company by any specific or implied undertaking or representation. It is advisable to ensure that your motor insurance policy provides adequate cover for additional fitted options and accessories. Please note accessories shown are for illustrative purposes only. As part of Vauxhall's policy of environmental care, this brochure is printed on paper manufactured using Elemental Chlorine Free pulps from specially farmed, sustainable timber resources. All rights reserved. No part of this publication may be reproduced in any form or by any means, without the prior written permission of General Motors UK Limited.

VM0807902

Published December 2008. Revised January 2009 (BMB/Graymatter)

General Motors UK Limited, Luton LU1 3YT

Sureguard protection

Sureguard Assistance offers the benefits of Vauxhall Assistance for three years from first registration, while Sureguard Warranty also provides a parts and labour warranty for high-mileage or long-term owners. For details contact your local Vauxhall retailer or call **0870 752 7020**.

Specialist Mobility advice

Motability accredited Vauxhall retailers can provide special mobility help and advice. Blue badge holders are entitled to very favourable discounts on new vehicles. Contact your local Motability accredited Vauxhall retailer or **Freefone 0800 731 5267**.

Servicing and maintenance

The best way to maximise the performance and reliability of your Vauxhall is to have all routine servicing and maintenance carried out at one of around 400 Vauxhall retailers. To find your nearest retailer call **0845 600 1500**.

In the event of an accident...

Vauxhall Accident Support helps keep you mobile following an accident. Benefits include scene-of-accident advice, message service, assistance with claims and vehicle recovery. For further details call **0800 010 304**.

Vauxhall Insurance

Available for new and used Vauxhalls, a Vauxhall Insurance policy offers a unique package designed specifically for Vauxhall drivers. For a highly competitive quotation, call **0844 84 85 840** (Great Britain) or **0845 35 13 410** (N. Ireland). Or just visit our website at www.vauxhall.co.uk

For more information...

For a brochure on any Vauxhall model (up to a maximum of three per caller) or location of your nearest Vauxhall retailer please **Lo-call 0845 600 1500**.

Alternatively, details can be found on our website at www.vauxhall.co.uk



- Save up to **£1500*** on a new Vauxhall with The GM Card
- **100 Rebate Points worth £100** when you use The GM Card for the first time
- Rebate Point saving is on top of any discount or offer negotiated with the Retailer
- Earn 3 Rebate Points (£3) for every £100 you spend

Typical 14.9% APR variable

To apply call **0845 746 2777** or visit www.gmcard.co.uk



VAUXHALL