

INSIGNIA

2013 Models Edition 1



Proud Sponsor of Home Nations Football



WELCOME TO A LIFETIME OF FORWARD THINKING



1903 – Forward thinking has been in our nature from the very start. The 6HP, our first ever car, had two forward gears. And no reverse.



1922 – The Silver Arrow OE 30-98 was capable of speeds of over 100mph, this model was built for shipping magnate Sir Leonard Ropner to race at Brooklands.



1937 – The Vauxhall 'H'-type, the first British car to have integral construction.



1957 – The PA Cresta introduced Americana styling to the UK.



1984 – The MkII Astra introduced class-leading aerodynamic styling that still looks good today. The Formula Vauxhall Lotus ran a modified version of the Astra GTE's 2.0i 16v engine.



1971 – The formation of Dealer Team Vauxhall (DTV). The track car was the precursor to our enormous success in touring car racing.



1999 – The Zafira introduced the revolutionary Flex7® seating system inventing the seven-seat compact MPV.



2012 – Ampera. The first ever Extended-Range Electric Vehicle (E-REV) that redefined electric vehicle innovation leading to it being voted European Car Of The Year 2012.



1990 – The Calibra was the world's most aerodynamic production car.



Scan this QR code with your smart phone for more information on the last 100 years of Vauxhall innovation. Don't forget to download a QR reader from your app store first.



1989 – The Lotus Carlton was the world's fastest production four-door saloon.

The world was a very different place in 1903 when Vauxhall made its first car. We steered with tillers, not wheels. Six horsepower was considered pretty nippy. And King Edward's face was still on the stamps. But for us, one important thing hasn't changed: we started out with a philosophy of Forward Thinking and, more than 100 years later, it still motivates everything we do. Who knows what innovations the next 100 years will bring?

The Vauxhall Lifetime Warranty. There's one thing every owner of a new Vauxhall can rely on. We're so confident in Vauxhall quality and reliability that we are now able to offer a lifetime warranty. It's available to the first owner of all our new Vauxhall passenger cars and valid for the lifetime of the vehicle up to a maximum of 100,000 miles. So you've got year after year of carefree driving to look forward to...



Please see back cover for full details of the Vauxhall Lifetime 100,000 mile warranty.

LIFETIME
WARRANTY 100,000 MILE



Discover the Vauxhall Insignia

With its dynamic design and innovative technology throughout, Insignia takes Vauxhall's design language to the next dimension. Now discover what it can do for you.



Contents

Exterior styling	06	FlexRide and Adaptive 4X4	20	Infotainment	34	Insignia VXR	52
Interior style	12	ecoFLEX	24	Insignia range	36	Colours	54
Innovative technology	14	Engines and transmissions	26	Wheels and tyres	48	Trims	56
Front camera system	16	Sports Tourer	28	VXR Styling	49	Specification	58
Safety	18	Comfort and convenience	32	Accessories	50		

This brochure covers Insignia ES, Exclusiv, SRi, SRi VX-Line, SRi VX-Line Red, Tech Line, SE and Elite models only. Some of the models shown include options and accessories available at extra cost. And not all of the features described are available on every model, we may also offer alternative Insignia models such as Special Editions. So for all current model or equipment details visit the Vauxhall website: www.vauxhall.co.uk



Insignia Elite



A bold identity

Muscular but curvaceous. Smooth yet sculpted. The bold grille and a flowing, coupé-like silhouette – for both saloon and hatchback – are set off by unique signature lights.

A dynamic drive

Insignia is built for a dynamic drive. Matching outstanding performance with impressive fuel economy and CO₂ emissions, Insignia is also highly tax efficient – a quality epitomised by our new Tech Line models. Company car drivers can experience Insignia for themselves via our free 3 Day Test Drive programme. Please see back cover for more details.



www.vauxhall3dtd.co.uk







A stunning interpretation

Same bold identity and stimulating driving experience.
Infused with innovation and forward-thinking technology.
The sleek Insignia Sports Tourer perfectly complements
its dynamic hatchback and saloon counterparts.





A total comfort zone

Supreme levels of interior style and quality. Smart features with space and comfort for every passenger. With obsessive attention to detail and intuitive ergonomics that put you in total control.





Innovative technology

Insignia is designed to make life easier with innovative technology that can turn the everyday into the extraordinary. Speed limit and lane change reminders. Intelligent lighting for different conditions. Even Sat Nav, digital radio, Bluetooth® and USB on Tech Line models. A driving feel to suit your mood. Maximum traction whatever the conditions. There's a lot to discover.



INSIGNIA

TURBO

Insignia Elite



Front camera system. Select the new front camera system (available on SRI, SE and Elite models) and the Insignia will read the speed limit signs and display a reminder on the instrument panel, helping you keep safe and legal. Leave your lane without a signal, and it can also warn you – just in case you're tired or simply not paying attention. The system also constantly indicates the distance to the vehicle ahead, and alerts the driver if a collision is imminent.



50

The front camera system features



Insignia's innovative Traffic Sign Recognition System recognises speed limit and no overtaking road signs, presenting them on the main display. If you select the speed limit function on the multi-function trip menu, the scanned speed limit is shown permanently until the next sign is recorded. If nothing is recognised, a simple dash will be displayed.



The Lane Departure Warning uses the front camera system to recognise lane marking lines and emits an audible warning if the vehicle leaves its lane unintentionally (i.e. without you indicating), preventing potential accidents and reminding you of inattention or tiredness. The lane departure warning system can be deactivated via the facia switch.


Following Distance Indicator (FDI) constantly shows the distance to the leading vehicle in the instrument panel, helping you to keep a safe distance. Forward Collision Alert (FCA) is active when the car is moving faster than 20mph and gives visual and audible warning when a collision is likely.



Adaptive Cruise Control (ACC). Only available in conjunction with the front camera system this clever innovation uses a radar sensor to maintain your chosen distance to the vehicle in front by controlling the accelerator and brakes automatically. The 'following' distance to the preceding vehicle can be adjusted via the steering wheel controls. If you approach a slower moving vehicle too fast, the system triggers visual and audible warnings and applies the brakes, retarding the car to as little as 10mph.




Intelligent Adaptive Forward Lighting (AFL). Insignia's Intelligent AFL headlights change their pattern to suit the location and the weather. Sensing where you need the light most, they help you see around corners and even dip automatically when something is coming the other way. And you can also adjust the system for European driving.




Pedestrian area light (up to 20mph).
Wider spread of light (an extra eight degrees left and right) illuminates potential hazards.



Town light (20 - 35mph).
Wider and lower spread of light. Activated by vehicle speed together with street lighting.



Country road light (35 - 70mph).
Wider spread and brighter light than normal low beam. Longer illumination of own lane.



Motorway light (over 60mph).
140 metre range, higher and brighter than normal low beam without dazzle.



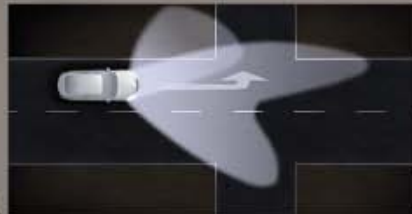
Adverse weather light (up to 45mph).
Wiper or rain sensor activated for better vision in bad weather conditions.



High beam with assist (over 25mph).
Automatically switches from high to low beam as it detects oncoming or preceding vehicles.



Dynamic curve light (any speed).
Activated by steering angle and speed, the headlights swivel up to 15 degrees into the curve.




Static cornering light (up to 25mph, also when reversing).
Throws light 90 degrees left or right for enhanced lateral vision.



LED Daytime running light.
Increases your visibility to other road users without increasing fuel consumption (unlike low beam).

Safety is always a top priority for Vauxhall. You wouldn't expect it any other way. In the Insignia, it starts with an optimised body structure that protects you and your fellow passengers in every kind of impact situation. And extends to the latest restraint technology – double pretensioned front seatbelts, pedal release system, side-impact protection beams, active-safety front seat head restraints and a whole lot more.

Insignia's front airbags are two-stage to prevent the kind of injuries caused if they inflate too quickly. There's a switch to deactivate the passenger airbags when a child seat is used in the front seat. And front seat side-impact airbags and full-length curtain airbags are standard on every model.



A proven Vauxhall safety feature, active-safety front seat head restraints guard against whiplash and other head and upper body injuries. Standard on all models except ES.





Sport or Tour? The touch of a button changes the whole driving dynamics to taut sporting excitement or relaxed long distance cruising.

The FlexRide (Adaptive Stability Technology) system responds instantly to data collected from every chassis and drive component. Continuous Damping Control, which adjusts the damper settings in real time, four-channel Anti-lock Braking System with electronic brakeforce distribution, traction control and Electronic Stability Programme-plus (ESP-plus) – all communicate with each other continuously. FlexRide simply combines all the elements for the chosen driving mode.

When you select Sport mode, Insignia sharpens the speed-sensitive steering response, throttle input and automatic transmission (when fitted), and stiffens the dampers to ensure optimum road contact. On some models the system even allows you to programme which of the above functions you want more 'sporty' via an on-screen menu and the instrument lighting changes from white to red.

When you select Tour mode the system adjusts the damper settings to further enhance Insignia's ride comfort. Ideal for long distance motorway journeys.

If neither the Sport nor the Tour switch is activated, the FlexRide system automatically defaults to Normal mode. The dampers permanently adapt to changing driving situations, providing more comfort than a conventional chassis but with improved cornering behaviour and better steering response in changing traffic situations.

FlexRide comes as standard on 2.0i 16v Turbo, 2.8i V6 24v Turbo 4X4, 2.0CDTi 16v (160PS) 4X4 and 2.0CDTi 16v (195PS) BiTurbo models. The system is also available as an optional extra on certain other models.





FlexRide (Adaptive Stability Technology). Choose an Insignia with FlexRide, and the driving feel can be changed to match your mood. Select Sport mode for a more dynamic, responsive drive. Or Tour mode for a smoother, more relaxed set-up.





CDTi 4x4

The adaptive 4X4 system is available on the 2.8i V6 24v Turbo, the 2.0CDTi 16v (160PS) and the new 195PS BiTurbo model. The combination of permanent four-wheel drive with low end diesel flexibility offers Insignia drivers a whole range of possibilities.

The advantages begin when you pull away, as all four wheels are engaged for stable acceleration with maximum grip. In normal driving, the power is split 95% front: 5% rear, but under acceleration the system automatically diverts more power to the rear wheels for maximum traction before gradually moving power back towards the front wheels.

The electronic Limited Slip Differential (eLSD) fitted to the rear of all 4X4 models offers even more benefits for the enthusiastic driver. By sensing which rear wheel has the most grip, eLSD can transfer more torque to the wheel most able to utilise it. Up to 50% of the rear axle torque can be transferred between the rear wheels, increasing stability during high speed lane changes and providing more traction when accelerating out of corners.

SRi and SRi VX-Line BiTurbo 4X4 models can now also be specified with the Super Sport Pack which features striking 20-inch bi-colour alloy wheels and the same HiPerStrut front suspension and high performance Brembo brakes as the VXR model.





Adaptive 4X4 with FlexRide. Specify the Adaptive 4X4 – permanent four-wheel drive – system and your Insignia will automatically distribute drive from the front to the rear wheels as conditions demand. The result? Maximum traction for smooth, strong acceleration, outstanding driving dynamics and more stability in cornering. Press the Sport button and the system distributes more power to the rear wheels in a 40% front: 60% rear split for an even more dynamic feel.



Insignia. A perfect financial perspective

Insignia ecoFLEX engines underline our commitment to saving you money on your motoring from a business or personal perspective. The benefit of reduced company car taxation and Vehicle Excise Duty (VED) – not to mention incredible fuel economy – mean it's easy to understand the fiscal benefits. And all this is achieved without compromising the outstanding performance and driveability ensuring the Insignia's dynamic driving experience is never more apparent.

The new Insignia Tech Line 2.0CDTi 16v (130PS and 160PS) ecoFLEX Start/Stop models, for example, deliver up to 65.7mpg (combined) and feature CO₂ emissions as low as just 114g/km, which, considering their power and performance, mean they rank amongst the lowest in their class.

And we haven't stopped there. We have been researching ways of developing new cars that are more efficient than ever before. The new Vauxhall Ampera* is an Extended-Range Electric Vehicle (E-REV) that can drive up to 50 miles on battery power alone and over 300 miles utilising an on-board electric generator system.

Insignia ecoFLEX. Discover how our philosophy of forward thinking makes perfect financial sense too.

The logo for ecoFLEX, featuring the word 'eco' in a stylized, metallic, lowercase font, followed by 'FLEX' in a similar but slightly more upright, metallic, uppercase font.

*For more information on Vauxhall Ampera please visit www.vauxhall-ampera.co.uk





Now, more than ever, Insignia's engines provide the power you want, the fuel efficiency you need and the technology we all appreciate. There's a choice of four petrol engines, five common rail 2.0 litre direct injection diesels and the availability of Start/Stop technology.

Diesel engines. All Insignia diesels feature 16 valves and advanced turbocharger technology. Choose between a 130PS, a 160PS or the range-topping 195PS BiTurbo. The BiTurbo features two staged turbochargers that work together in series, eliminating turbo lag and providing incredible power with emissions as low as 129g/km too.

ecoFLEX technology. In addition, Insignia hatchback and saloon are available with a choice of two sub 115g/km ecoFLEX diesel engines – the 130PS and 160PS – both featuring Start/Stop technology as standard and offering improved fuel economy and reduced emissions. Class-leading aerodynamics play a further part. A 10mm lowered chassis, the use of low rolling resistance tyres and a host of detailed body refinements including an under-engine airflow plate and closed cooling air slots in the upper grille, all contribute to a drag coefficient as low as Cd 0.26 (hatchback) – making Insignia ecoFLEX one of the most aerodynamic production cars in the world.

Available on saloon, hatchback and Sports Tourer models, the 160PS ecoFLEX Start/Stop engine boasts 350Nm max torque, temporarily increased to 380Nm via an 'overboost' function – enough to push the Insignia hatchback, for example, from zero to 60mph in just 8.9 seconds.

Petrol engines. As you would expect, Insignia's petrol engines achieve outstanding power, performance and fuel economy through the innovative use of new technology. The 2.0i 16v and 2.8i V6 Turbo units, for example, use a

twin-scroll turbocharger that virtually eliminates turbo lag at low engine speeds for instant throttle response. The 1.8i 16v VVT petrol engine features a variable intake manifold and Variable Valve Timing. The new 1.4i 16v Turbo Start/Stop engine produces an incredible 140PS and 200Nm despite its small displacement. Proof indeed then that there need be no compromise on performance in the pursuit of the constant need to improve efficiency.

Transmissions. All Insignia models, apart from the auto-only 260PS V6 model, feature a six-speed manual gearbox. The modern, low-weight design of the six-speed manual units makes for improved performance and better fuel economy. All models except the ecoFLEX, 1.4i 16v Turbo and 1.8i 16v are also available with an optional six-speed automatic transmission.



This unit comes complete with Active Select that allows you to take control of gear changes via a sequential shift. Both manual and automatic transmissions feature the latest GM technology, delivering enhanced fuel efficiency combined with optimum driveability.

Start/Stop technology. New to the Insignia range and available on 1.4i 16v Turbo, ecoFLEX diesel models as well as the 2.0i 16v Turbo and manual version of the new BiTurbo diesel, the innovative Start/Stop system switches the engine off when you stop at the lights or in traffic, then restarts it automatically once the clutch is depressed. A huge range of built-in checks ensures passenger and vehicle safety at all times, of course. Engine stop is indicated by the rev counter needle in the AUTOSTOP position. And the system can be deactivated manually simply by pressing the ECO button. The model pages identify the availability throughout the Insignia range.

	Combined fuel economy mpg (litres/100km)			CO ₂ emissions (g/km)			VED (2012/13)**				Benefit in kind tax band† (2012/13 tax year)	
							First year		Standard			
	Saloon	Hatchback	Sports Tourer	Saloon	Hatchback	Sports Tourer	Saloon/ Hatchback		Sports Tourer		Saloon/ Hatchback	Sports Tourer
ecoFLEX Diesel Engine Range*												
2.0CDTi 16v (130PS) ecoFLEX Start/Stop	65.7 (4.3)	65.7 (4.3)	62.8 (4.5)	114	114	119	£0	£30	£0	£30	16%	17%
2.0CDTi 16v (160PS) ecoFLEX Start/Stop	65.7 (4.3)	65.7 (4.3)	62.8 (4.5)	114	114	119	£0	£30	£0	£30	16%	17%

*For more details on our petrol and other diesel engines please refer to the Vauxhall website www.vauxhall.co.uk. **Correct at time of publication (August 2012).

†Taxation information for guidance only. Please take professional advice on your own tax position.



Body language

The same design language and technical precision, but a totally unique look. With a wrap-around tailgate, roof spoiler and flexible interior space, the Insignia Sports Tourer has a lot to say about modern life and how we make it happen.





Sports Tourer takes Insignia's dynamic looks to a new dimension, with innovative use of space throughout. A deep, wide tailgate aperture with a low loading height makes it easy to use. And FlexOrganiser® technology extends loadspace versatility.

That curved, wrap-around tailgate is not just attractive to look at. It's intelligently designed, with powered, remote-control opening on SE and Elite models, activated via the key fob, driver's door switch or a touch-pad on the tailgate. There are three tailgate operating modes. In normal mode the tailgate opens to full height. In intermediate it opens to a reduced height, which can even be pre-programmed, to avoid damage in low clearance areas. In off mode the tailgate is operated manually. With a load volume of 530 litres, extendable to 1470 litres with the 60/40 split rear seat folded, the Insignia hatchback models already feature incredible luggage capacity. But the Sports Tourer adds even more – as much as 1530 litres with the rear seats folded.



Comprising four side rails with sliding side rail hooks, plus a specially devised 3D storage net and side net pocket, the optional FlexOrganiser® system provides a versatile way to manage the Insignia Sports Tourer load area. A range of FlexOrganiser® accessories is also available including: storage box, adjustable fixing straps and additional side rail hooks.







Ergonomic front seats. Insignia's front seats offer incredible comfort and support, with manual or electric operation. There's a huge range of adjustment – not just for seat travel and recline, but height and lumbar adjustment too – allowing all drivers and passengers to find their ideal seating position.

The ergonomic driver's sports seat, standard on SRI models – optional on Exclusiv, Tech Line, SE* and Elite – features tilt adjustment, four-way power lumbar support and ergonomic seat contours, including excellent side support. An adjustable seat extension cushion, extending by up to 60 millimetres, also adds superior thigh support for taller drivers. Select this option on Elite models and you add a whole new dimension with perforated leather seat facings. The optional Ergonomic Sport Seats Leather Pack on SRI and SE offers the same features.

With one in two drivers spending more than 90 minutes a day in their car, and as much as two-thirds of the body in contact with the seat while driving, optimum adjustment is a key benefit. Experts agree that the most important requirement is high flexibility, allowing the contour of the seat back to match the natural posture of each individual's spine. And with no less than 18 adjustment options, the Insignia ergonomic seat succeeds in every area.

It is little wonder it has been awarded a coveted seal of approval from AGR, an independent panel of German doctors and ergonomics experts. The AGR seal is only awarded to ergonomic products that comply with strict medical requirements; in this case, a scientifically proven Insignia seat that effectively helps prevent the back pain and tension suffered by some car occupants.

Climate control is a major factor for Insignia interior comfort. Models featuring single-zone electronic climate control provide constant control of the atmosphere inside the car, with both front and rear air outlets optimised for maximum efficiency and noise reduction. The dual-zone system, standard on Elite and optional on most other models, also features individual temperature control between driver and front passenger. Or if that isn't enough for you the new optional Winter Pack, available on most models, adds heated front seats and a heated steering wheel, as well as high-pressure headlight washers too.

**Optional ergonomic sports seats on SE models only available with the perforated leather facings.*



A place for everything. Insignia provides a multitude of storage and stowage features – all within easy reach of the driver and passengers. In addition to a large glovebox, there's a driver's side storage compartment, handy door pockets, drinks holders and front seat back map pockets.



Standard across the range, Insignia's touch-operated Electric Parking Brake (EPB) with Hill Start Assist (HSA) epitomises the innovation at the heart of this award-winning model. Designed to boost driver comfort and increase parking security, it features a drive away function, which releases the parking brake allowing you to pull away smoothly, and HSA which keeps the brake pressure applied momentarily after you've taken your foot off the pedal, preventing you from rolling back on a slope if you haven't first applied the parking brake. There's also a hill hold assist function which again stops the vehicle rolling back when moving off on an incline by making sure there's sufficient engine torque available.



All Insignias, except the new business-oriented Tech Line model, are equipped with the CD 400 audio unit – a seven speaker system with 20 Watts per channel output that can play MP3 tracks from a CD MP3, features an aux-in socket and utilises a full graphic information display for easy menu guidance. Tech Line, SE and Elite models also include DMB digital radio with all models now featuring USB connection.

Standard on Insignia Tech Line and Nav models, the new Navi 600 satellite navigation system features a seven-inch colour screen located high in the fascia, near the driver's sight line. On this new unit, the navigation map data and Points of Interest information is stored on an SD-card, which comes complete with major road navigation map data of more than 30 European countries. This enables high-speed access and allows universal networking with mobile devices and digital data media. Beside fastest and shortest route, the most economical journey can be selected, taking factors like roof load into consideration along with a trailer that may be attached to the vehicle. The SD slot is located within the centre armrest storage area. There's also plenty of power – 4x20 Watts into seven high quality speakers, plus aux-in socket and USB connections so you can plug in your own iPod or MP3 player.

The Navi 900 satellite navigation system (illustrated left) is optional at extra cost on most models and also provides detailed 3D-style information for more than 30 European countries (includes major road and street level). The Navi 900 unit also features a 'logbook' feature which allows the driver to record details of their journey. In addition, voice recognition can be used for full control of the navigation system, phone, USB and audio functions. You can even upload specific images for display via the USB interface.

For premium sound quality choose the optional Infinity Sound System for a 7 x 45W amplifier and up to nine premium speakers. The Infinity system digitises the audio signal so it can be fine tuned with Digital Sound Processing (DSP) for accurate sound response.

Insignia can be pre-equipped for hands-free operation of most mobile phones via Bluetooth® technology. Standard on Tech Line and optional on all other models, the 'base' system features control from the steering wheel or audio unit or via voice control. The 'embedded' system uses a Bluetooth® connection to copy the content of the phone's SIM card, such as the contacts etc, to the internal flash-drive – effectively transferring much of the phones capability to the vehicle itself.



Stylish and functional, the twist and push multi-function controller* makes light work of selecting from the navigation, phone or audio display screen menus. Simply choose the menu you require, then twist to scroll and push to select the desired option.


**Only available in conjunction with Navi 600 and Navi 900.*

You can plug in your iPod or MP3 player via the aux-in socket or the USB connection. USB gives added control via the fascia 'head unit' or steering wheel controls.





Insignia SRI



Discover more about Insignia

Insignia is available in hatchback, saloon and Sports Tourer variants. Most body styles are available in a choice of eight different trim levels – ES, Exclusiv, SRi, SRi VX-Line, SRi VX-Line *Red*, SE and Elite plus the ultra tax-efficient new Tech Line model – each carefully specified to create its own definition of Insignia's character.



Insignia ES

Hatchback | Sports Tourer

Standard features include:

- Driver's and front passenger's airbags
- Front seat side-impact airbags
- Full-size curtain airbags
- Front seat head restraints
- Electronic Stability Programme (ESP)
- Air conditioning
- 17-inch Structure wheels
- Electric parking brake
- Electric height-adjustable driver's seat
- Electric four-way lumbar adjustment on driver's seat
- 60/40 split-folding rear seat
- Front centre armrest with storage facility
- Leather-covered steering wheel
- Cruise control / trip computer
- Automatic lighting control
- Electrically operated front windows
- Electrically adj./heated door mirrors
- Reach- and rake-adjustable steering column
- Remote control security alarm
- Remote control central deadlocking
- CD/MP3 CD player/stereo radio (CD 400)
- Aux-in socket
- USB connection within centre armrest
- Graphic information display
- Front map reading lights
- Two rear reading lights



Engine availability	Insurance groups (ABI)
---------------------	------------------------

1.8i 16v VVT (140PS)*	16E
1.4i 16v Turbo Start/Stop (140PS)	15E
2.0CDTi 16v (130PS)	18E
2.0CDTi 16v (130PS) ecoFLEX Start/Stop	18E

*Hatchback models only.

Model illustrated features front and rear parking distance sensors and two-coat metallic paint, optional at extra cost.

Insignia Exclusiv

Hatchback | Saloon | Sports Tourer

Additional features over and above ES models:

- Single-zone electronic climate control
- Active-safety front seat head restraints
- Chrome-effect exterior side window surround
- 60/40 split-folding rear seat with load-through facility
- Illuminated vanity mirrors
- Front seat back storage pockets
- Rear seat drinks holders
- Silver-effect roof rails (Sports Tourer)



Exclusiv

Engine availability

Insurance groups (ABI)

1.8i 16v VVT (140PS)*	16E
1.4i 16v Turbo Start/Stop (140PS)	15E
2.0CDTi 16v (130PS)	18E
2.0CDTi 16v (130PS) ecoFLEX Start/Stop	19E
2.0CDTi 16v (160PS)**	21E
2.0CDTi 16v (160PS) ecoFLEX Start/Stop	22E

*Hatchback models only.

**Hatchback and Sports Tourer models only.

Model illustrated features Exclusiv Plus Pack. Sight and Light Pack and two-coat metallic paint, optional at extra cost.



Insignia SRi

Hatchback | Saloon | Sports Tourer

Additional features over and above Exclusiv models:

- 17-inch 7-spoke alloy wheels (excludes Sports Tourer 4X4 and 2.0CDTi 16v (195PS) BiTurbo models)
- 18-inch 5-twinblade alloy wheels (standard on Sports Tourer 4X4 and 2.0CDTi 16v (195PS) BiTurbo models)
- Lowered and uprated sports suspension
- Sports pedals
- Rear seat centre head restraint
- Leather-covered sports steering wheel
- Front fog lights
- Visible dual branch exhaust tailpipes (2.0CDTi 16v (195PS) BiTurbo only)
- Driver's ergonomic sports seat with extendable seat cushion
- Dark-tinted glass – excludes windscreen and front door windows (Sports Tourer)
- FlexRide – standard on 2.0CDTi 16v (160PS) 4X4/2.0CDTi 16v (195PS) BiTurbo (optional on certain other models)

Engine availability	Insurance groups (ABI)
1.8i 16v VVT (140PS)*	16E
1.4i 16v Turbo Start/Stop (140PS)	16E
2.0CDTi 16v (130PS)	19E
2.0CDTi 16v (130PS) ecoFLEX Start/Stop	19E
2.0CDTi 16v (160PS)	22E
2.0CDTi 16v (160PS) 4X4 Start/Stop**	23E
2.0CDTi 16v (160PS) ecoFLEX Start/Stop	23E
2.0CDTi 16v (195PS) BiTurbo	
Start/Stop**	24E
2.0CDTi 16v (195PS) BiTurbo 4X4	
Start/Stop**	26E

*Hatchback models only.

**Hatchback and Sports Tourer models only.

Model illustrated features Navi 900 audio unit with satellite navigation and colour monitor, Front Passenger's Seat Comfort Pack, Adaptive Forward Lighting, front and rear parking distance sensors, 19-inch 5-spoke alloy wheels and brilliant paint, optional at extra cost.

Please note: Dynamic Red instrument panel illumination is part of the FlexRide system.



Insignia SRI VX-Line

Hatchback | Saloon | Sports Tourer

Additional features over and above SRI models:

- 19-inch 5-spoke alloy wheels
- VXR Styling Pack comprising:
 - Front lower spoiler
 - Side sills
 - Rear lower skirt
 - Rear spoiler (hatchback and saloon)
- VX-Line leather-covered three-spoke sports steering wheel, leather-covered gear knob (manual models only) and dark headlining
- Visible single exhaust tailpipe (1.4i 16v Turbo/2.0CDTi 16v (130/160PS) only)
- Visible dual branch exhaust tailpipes (2.0CDTi 16v (195PS) BiTurbo only)

**Engine availability****Insurance groups (ABI)**

1.4i 16v Turbo Start/Stop (140PS)	16E
2.0CDTi 16v (130PS)*	19E
2.0CDTi 16v (130PS) ecoFLEX Start/Stop	19E
2.0CDTi 16v (160PS)	22E
2.0CDTi 16v (160PS) ecoFLEX Start/Stop	23E
2.0CDTi 16v (195PS) BiTurbo Start/Stop*	24E
2.0CDTi 16v (195PS) BiTurbo 4X4 Start/Stop*	26E

*Hatchback and Sports Tourer models only.

SRI VX-Line model illustrated features FlexRide, Navi 900 audio unit with satellite navigation and colour monitor, Front Passenger's Seat Comfort Pack, front and rear parking sensors and two-coat metallic paint, optional at extra cost.

Please note: Dynamic Red instrument panel illumination is part of the FlexRide system.



Insignia SRi VX-Line Red
Hatchback | Sports Tourer

Additional features over and above SRi models:

- 20-inch 5-twinspoke alloy wheels
- VXR Styling Pack comprising:
 - Front lower spoiler
 - Side sills
 - Rear lower skirt
 - Rear spoiler (hatchback)
- VX-Line leather-covered three-spoke sports steering wheel, leather-covered gear knob and dark headlining
- Visible single exhaust tailpipe
- Front and rear parking distance sensors
- Mobile phone system with Bluetooth® (does not include phone or cradle) and shark fin aerial



SRi VX-Line Red

Engine availability

Insurance groups (ABI)

1.4i 16v Turbo Start/Stop (140PS)	16E
2.0CDTi 16v (160PS)	22E
2.0CDTi 16v (160PS) 4X4 Start/Stop	23E
2.0CDTi 16v (160PS) ecoFLEX Start/Stop	23E

SRi VX-Line Red illustrated features FlexRide, Navi 900 audio unit with satellite navigation and colour monitor, Front Passenger's Seat Comfort Pack and Adaptive Forward Lighting, optional at extra cost.



Insignia Tech Line

Hatchback | Sports Tourer

Insignia Tech Line offers drivers more of the features they want from their company car whilst minimising their tax position.

Additional features over and above Exclusiv models:

- Satellite navigation/colour monitor/multi-function controller (Navi 600)
- DMB digital radio
- Mobile phone system with Bluetooth® (does not include phone or cradle) and shark fin aerial
- 17-inch 7-spoke alloy wheels

Engine availability	Insurance groups (ABI)
---------------------	------------------------

1.4i 16v Turbo Start/Stop (140PS)	17E
2.0CDTi 16v (130PS)	19E
2.0CDTi 16v (130PS) ecoFLEX Start/Stop	19E
2.0CDTi 16v (160PS)	22E
2.0CDTi 16v (160PS) ecoFLEX Start/Stop	22E

Model illustrated features Tech Line Plus Pack, front and rear parking distance sensors and two-coat pearlescent paint, optional at extra cost.





Company car drivers can experience Insignia Tech Line for themselves via our free 3 Day Test Drive programme. Please see back cover for more details.

Insignia SE

Hatchback | Saloon | Sports Tourer

Additional features over and above Exclusiv models:

- 17-inch 7-spoke alloy wheels
- Rear seat centre head restraint
- Electrically operated rear windows
- Rain-sensitive windscreen wipers
- Tyre pressure monitoring system
- Dark-tinted glass – excludes windscreen and front door windows (Sports Tourer)
- DMB digital radio

Engine availability

Insurance groups (ABI)

1.4i 16v Turbo Start/Stop (140PS)	16E
2.0CDTi 16v (130PS)	19E
2.0CDTi 16v (130PS) ecoFLEX Start/Stop	19E
2.0CDTi 16v (160PS)*	22E
2.0CDTi 16v (160PS) ecoFLEX Start/Stop	23E

*Hatchback and Sports Tourer models only.

Model illustrated features SE Plus Pack. Navi 900 audio unit with satellite navigation and colour monitor, front and rear parking distance sensors, automatic transmission and two-coat pearlescent paint, optional at extra cost.





Model illustrated features ergonomic sports front seats, Navi 900 audio unit with satellite navigation and colour monitor, automatic transmission and two-coat pearlescent paint, optional at extra cost.

Insignia Elite

Hatchback | Saloon | Sports Tourer

Additional features over and above SE models:

- Dual-zone electronic climate control
- 18-inch alloy wheels
- Front and rear parking distance sensors
- Front fog lights
- Intelligent AFL with high-pressure headlight washers
- Dynamic headlight beam levelling
- Leather trim with heated front seats
- Eight-way electrically adjustable driver's seat with memory
- Electric height and lumbar adjustment for front passenger's seat
- Visible dual branch exhaust tailpipes (2.0i 16v Turbo/2.8i V6/2.0CDTi 16v (195PS) BiTurbo only)
- Electrically foldable door mirrors (electro-chromatic on driver's side)
- FlexRide – standard on 2.0i 16v Turbo/2.8i V6/2.0CDTi 16v (160PS) 4X4/2.0CDTi 16v (195PS) BiTurbo
- Satellite navigation/colour monitor/multi-function controller (Navi 600) (2.0i 16v Turbo/2.8i V6 24v)

Engine availability

Insurance groups (ABI)

1.4i 16v Turbo Start/Stop (140PS)	16E
2.0i 16v Turbo Start/Stop (220PS)*	27E
2.0i 16v Turbo automatic (220PS)*	27E
2.8i V6 24v Turbo 4X4 automatic (260PS)	32E
2.0CDTi 16v (160PS)	22E
2.0CDTi 16v (160PS) 4X4 automatic**	23E
2.0CDTi 16v (160PS) ecoFLEX Start/Stop	23E
2.0CDTi 16v (195PS) BiTurbo automatic†	25E

*Hatchback models only.

**Hatchback and Saloon models only.

†Hatchback and Sports Tourer models only.




Standard wheels and tyres:

ES*/Exclusiv



17-inch Structure wheels, 225/55 R 17 tyres.

SRi**




17-inch 7-spoke alloy wheels, 225/55 R 17 tyres.

SRi VX-Line




19-inch 5-spoke alloy wheels, 245/40 R 19 tyres.

Tech Line/SE



17-inch 7-spoke alloy wheels, 225/55 R 17 tyres.


Elite



18-inch 10-spoke alloy wheels, 245/45 R 18 tyres.

Optional wheels and tyres (at extra cost):

ES†



17-inch 7-spoke alloy wheels, 225/55 R 17 tyres.

Exclusiv†



18-inch 5-twinblade alloy wheels, 245/45 R 18 tyres.

SRi††




18-inch 5-twinblade alloy wheels, 245/45 R 18 tyres.

Tech Line†/SE



18-inch 10-twinblade alloy wheels, 245/45 R 18 tyres.

SRi



19-inch 5-spoke alloy wheels, 245/40 R 19 tyres.

SE†/Elite



19-inch 10-spoke alloy wheels, 245/40 R 19 tyres.

SRi/SE/Elite



20-inch 5-twinblade alloy wheels, 245/35 R 20 tyres.

SRi/SRi VX-Line BiTurbo‡



20-inch bi-colour alloy wheels, 245/35 R 20 tyres.

Please note: An emergency tyre inflation kit is standard on all Insignia models in lieu of a spare wheel. A full-size 17-inch steel spare wheel and tyre is available on most models as an extra-cost option.

*ES models feature 225/50 R 17 tyres.

**Excludes Sports Tourer 4X4 and 2.0CDTi 16v (195PS) BiTurbo models.

†Available as part of Plus Pack.

††Standard on Sports Tourer 4X4 and 2.0CDTi 16v (195PS) BiTurbo models.

‡Available as part of Super Sport Pack on SRi/SRi VX-Line 2.0CDTi 16v (195PS) BiTurbo 4X4 models only.

VXR Styling

VXR styling products reflect our passion for style and performance. Available on Insignia as a factory-fit option pack or as accessories fitted by your Vauxhall retailer, the VXR range adds flair, personality and excitement to your car.



VXR Styling Pack is available on all three body styles and features body-colour front lower spoiler, side sills, rear lower skirt and rear spoiler*.

#Rear spoiler not available on Sports Tourer models.

Model illustrated left features Adaptive Forward Lighting, 20-inch alloy wheels and two-coat metallic paint, optional at extra cost.

Genuine Vauxhall Accessories are the right choice for your Insignia. Whatever you're into, there's certain to be a Vauxhall accessory with your name on it, all fitted by trained Vauxhall professionals. We've only featured a small selection of what's available here, so please check with your Vauxhall retailer for Insignia accessory availability information or check out our website at www.vauxhall.co.uk/accessories

Main vehicle illustrated features base carrier system with Thule sport roof box. Front and rear parking distance sensors, 20-inch alloy wheels and two-coat metallic paint are optional at extra cost on SRI models.



Available for the rear side and tailgate windows, privacy shades provide shade for rear seat passengers and help increase vehicle security.



Available in black or dark brown, both with the Insignia logo. This set of four velour floor mats fit securely in the car, protecting the interior of your Insignia.



Designed for a snug fit, this semi-rigid cargo liner provides maximum protection yet is easily removed for cleaning. Available for hatchback, saloon and Sports Tourer models.



The rear-facing Baby-Safe (right – up to 13kg) and KID (centre – 15-36kg) seats are fixed with a standard lap and diagonal seatbelt. The DUO ISOFIX (9-18kg) can also be attached using the ISOFIX child seat restraint fittings, standard on the rear seats of all Insignia models.

FURTHER ACCESSORIES INCLUDE:

- FlexOrganiser® system (Sports Tourer)
- Dog guard (Sports Tourer)
- Base carrier – aluminium
- Tow bar mounted bicycle carrier
- Fixed or detachable towing hitch with 7- or 13-pin connection
- Temporary tyre inflation kit
- Fire extinguisher (1kg)
- Alloy wheels
- Rear parking distance sensors
- VXR styling accessories
- Thule bicycle carriers
 - Pro Ride
 - Free Ride
- Thule range of roof boxes
 - Ocean – Excellence
 - Pacific – Ranger
 - Spirit
- Thule ski carriers
- Thule surfboard carriers

irmscher

Styling

Developed in conjunction with auto design specialists Irmscher International, Insignia styling accessories perfectly complement the vehicle's lines, as well as being manufactured to the same exacting standards as the car itself.



Being different is easy with the cross hatch front grille from Irmscher. Featuring an aluminium upper strip with a laser-etched 'Irmscher' logo it adds style and individuality.



For distinctive looks and a sportier exhaust note too, this sports silencer with dual branched, split oval design chrome-plated tailpipes is the perfect choice for your Insignia. The rear bumper sports insert (also illustrated) is available separately.



Now you are able to browse all of the Genuine Vauxhall Accessories range with just the click of a button. Scan this QR code with your smartphone for more information. Don't forget to download a QR reader from your app store first.

Insignia **VXR** Powerfully confident

There's no doubt that Insignia VXR says everything about performance. A 2.8 litre V6 Turbo that develops 325PS and a massive 435Nm of torque. With 0-60mph acceleration in just 5.6 seconds. But the Insignia VXR is not just about absolute power. But absolute control. An adaptive 4X4 system, electronic Limited Slip Differential (eLSD) and HiPerStrut front suspension system put the driver in total command. Because we understand that with power, comes responsibility.



Insignia VXR is designed to perform, not just with explosive power, but a Nürburgring-proven, computer controlled chassis and innovative technology throughout.

Exterior features include:

- > Unique VXR body styling
- > Single, twin-scroll turbocharger and variable valve control
- > Performance-optimised exhaust system tuned for sound
- > HiPerStrut front suspension for reduced torque-steer and superb grip
- > Brembo 350mm diameter vented/cross-drilled front discs
- > 19-inch alloy or optional 20-inch forged alloy wheels
- > Bi-xenon Adaptive Forward Lighting (AFL)
- > Six-speed automatic with paddle-shift facility optional at extra cost



Inside, you're wrapped in superb Recaro sports front seats and surrounded by unique VXR interior fitments and detailing.

Interior features include:

- > Recaro sports front seats
- > Unique VXR instrument graphics
- > Flat-bottom VXR sports steering wheel
- > Unique VXR gear knob, sports pedals and sill plates



For more technical information please refer to the latest VXR Range brochure.

Interior image illustrated features leather seat facings and Navi 900 satellite navigation system, both optional at extra cost.



Royal Blue – Solid



Power Red – Solid (two-coat)*



Flip Chip Silver – Metallic**



Silver Lake – Metallic**



Waterworld – Pearlescent**



Asteroid Grey – Pearlescent**



Mercure Red – Pearlescent**

**Only available on SRi VX-Line Red model.*

***Optional at extra cost.*

Due to the limitations of the printing process, the colours reproduced may vary slightly from the actual paint colour. As a result, they should be used as a guide only. Your Vauxhall retailer has a comprehensive display of our paint samples. Vehicle illustrated is a non-specific model.



Summit White – Brilliant**



Carbon Flash – Metallic**



Macadamia – Pearlescent**



Luxor Blue – Pearlescent**

A generous range of contemporary colours – all worthy of Insignia's premium style and quality.

Labyrinth cloth – Black



Standard on: ES

- Solid:** Royal Blue
- Brilliant*:** Summit White
- Metallic*:** Flip Chip Silver, Silver Lake, Carbon Flash
- Pearlescent*:** Waterworld, Asteroid Grey, Mercure Red, Macadamia, Luxor Blue

Dune cloth – Black



Standard on: Exclusiv/Tech Line

- Solid:** Royal Blue
- Brilliant*:** Summit White
- Metallic*:** Flip Chip Silver, Silver Lake, Carbon Flash
- Pearlescent*:** Waterworld, Asteroid Grey, Mercure Red, Macadamia, Luxor Blue

Dune cloth – Beige



Optional at no extra cost on: Exclusiv

- Metallic*:** Flip Chip Silver, Silver Lake, Carbon Flash
- Pearlescent*:** Waterworld, Asteroid Grey, Mercure Red, Macadamia, Luxor Blue

Driver's Ergonomic Sports Seat, Ribbon cloth – Black



Standard on: SRi/SRi VX-Line/SRi VX-Line Red

- Optional at extra cost on: Exclusiv/Tech Line**
- Solid:** Royal Blue, Power Red
- Brilliant*:** Summit White
- Metallic*:** Flip Chip Silver, Silver Lake, Carbon Flash
- Pearlescent*:** Waterworld, Asteroid Grey, Mercure Red, Macadamia, Luxor Blue


Ribbon cloth/Morrocana – Beige



Optional at no extra cost on: SE

- Metallic*:** Flip Chip Silver, Silver Lake, Carbon Flash
- Pearlescent*:** Waterworld, Asteroid Grey, Mercure Red, Macadamia, Luxor Blue

Siena leather – Black



Standard on: Elite

- Optional at extra cost on: Exclusiv/Tech Line/SE**
- Solid:** Royal Blue
- Brilliant*:** Summit White
- Metallic*:** Flip Chip Silver, Silver Lake, Carbon Flash
- Pearlescent*:** Waterworld, Asteroid Grey, Mercure Red, Macadamia, Luxor Blue


Siena leather – Beige



Optional at no extra cost on: Elite

- Optional at extra cost on: Exclusiv/Tech Line/SE**
- Metallic*:** Flip Chip Silver, Silver Lake, Carbon Flash
- Pearlescent*:** Waterworld, Asteroid Grey, Mercure Red, Macadamia, Luxor Blue

Ergonomic Sports Seats, Siena perforated leather – Black



Optional at extra cost on: SRi/SRi VX-Line/SRi VX-Line Red/SE/Elite

- Solid:** Royal Blue, Power Red
- Brilliant*:** Summit White
- Metallic*:** Flip Chip Silver, Silver Lake, Carbon Flash
- Pearlescent*:** Waterworld, Asteroid Grey, Mercure Red, Macadamia, Luxor Blue

Ribbon cloth/Morrocana – Black



Standard on: SE

- Solid:** Royal Blue
- Brilliant*:** Summit White
- Metallic*:** Flip Chip Silver, Silver Lake, Carbon Flash
- Pearlescent*:** Waterworld, Asteroid Grey, Mercure Red, Macadamia, Luxor Blue



Nappa Leather. The luxurious touch of soft Nappa leather adds an extra sensory dimension to the Vauxhall Insignia. The full-leather interior includes all seat surfaces, headrests, and door trim panels. The seat leather itself is finished with discreetly coloured piping, accented by both double and single stitching, and completed with the Insignia embroidered logo. Optional at extra cost on SRi, SRi VX-Line, SE and Elite models.

**Ergonomic Sports Seats,
Siena perforated leather – Beige**



Optional at extra cost on: Elite

- Metallic*:** Flip Chip Silver, Silver Lake, Carbon Flash
- Pearlescent*:** Waterworld, Asteroid Grey, Mercure Red, Macadamia, Luxor Blue

*Images are to illustrate seat trim only.
Optional at extra cost.



Top Tec. Insignia interior trim fabrics and leather have been carefully selected to reflect the premium style and feel. The standard Top Tec coating on the beige cloth trims helps resist spilt fluids, grime and stains for a noticeably fresher, cleaner interior.



Due to the limitations of the printing process, the colours reproduced may vary slightly from the actual trim material. As a result they should be used as a guide only.

Hatchback/saloon models

	Performance (manufacturer's figures)		Fuel economy mpg (litres/100km)			CO ₂ emissions (g/km)	VED*	
	Maximum speed (mph)	Acceleration 0-60mph (secs)	Urban driving	Extra-urban driving	Combined figure		First year rate	Standard rate
<i>Manual gearbox</i>								
1.8i 16v VVT	129	10.8	28.0 (10.1)	51.4 (5.5)	39.2 (7.2)	169	£275	£195
1.4i 16v Turbo	127	10.1	40.4 (7.0)	61.4 (4.6)	51.4 (5.5)	129	£0	£100
2.0i 16v Turbo	150	7.2	26.2 (10.8)	48.7 (5.8)	37.2 (7.6)	179	£325	£215
2.8i V6 24v Turbo (325PS) 4X4	155	5.6	17.9 (15.8)	37.2 (7.6)	26.6 (10.6)	249	£815	£460
2.0CDTi 16v (130PS)	127	10.4	47.1 (6.0)	72.4 (3.9)	60.1 (4.7)	124	£0	£100
2.0CDTi 16v (130PS) ecoFLEX	129	10.4	55.4 (5.1)	74.3 (3.8)	65.7 (4.3)	114	£0	£30
2.0CDTi 16v (160PS)	135	8.9	44.8 (6.3)	72.4 (3.9)	58.9 (4.8)	127	£0	£100
2.0CDTi 16v (160PS) 4X4	134	9.6	40.4 (7.0)	58.9 (4.8)	50.4 (5.6)	149	£135	£135
2.0CDTi 16v (160PS) ecoFLEX	137	8.9	53.3 (5.3)	76.3 (3.7)	65.7 (4.3)	114	£0	£30
2.0CDTi 16v (195PS) BiTurbo	143	8.2	46.3 (6.1)	67.3 (4.2)	57.6 (4.9)	129	£0	£100
2.0CDTi 16v (195PS) BiTurbo 4X4	142	8.4	42.2 (6.7)	58.9 (4.8)	51.4 (5.5)	146	£135	£135
<i>Automatic transmission</i>								
2.0i 16v Turbo	149	7.3	21.6 (13.1)	44.8 (6.3)	32.1 (8.8)	206	£600	£270
2.8i V6 24v Turbo (260PS) 4X4	155	6.7	17.0 (16.6)	36.7 (7.7)	25.7 (11.0)	258	£1030	£475
2.8i V6 24v Turbo (325PS) 4X4	155	5.9	17.5 (16.1)	37.7 (7.5)	26.4 (10.7)	251	£815	£460
2.0CDTi 16v (130PS)	127	10.5	38.7 (7.3)	64.2 (4.4)	52.3 (5.4)	144	£135	£135
2.0CDTi 16v (160PS)	134	9.0	35.8 (7.9)	65.7 (4.3)	49.6 (5.7)	149	£135	£135
2.0CDTi 16v (160PS) 4X4	132	9.9	32.5 (8.7)	56.5 (5.0)	44.1 (6.4)	169	£275	£195
2.0CDTi 16v (195PS) BiTurbo	140	8.3	35.8 (7.9)	60.1 (4.7)	47.9 (5.9)	155	£170	£170

Vauxhall supporting



Smarter driving tips

- **Drive at an appropriate speed:** Staying within the speed limit increases driver safety, reduces CO₂ emissions and saves fuel. At 70mph you could be using up to 9% more fuel than at 60mph and up to 15% more fuel than at 50mph
- **Drive smoothly at all times:** Anticipate the ebb and flow of the traffic to avoid harsh acceleration and braking
- **Reduce your revs:** Change gear earlier to help reduce fuel consumption – try 2500rpm with petrol engines and 2000rpm with diesel
- **Idling is wasting fuel:** If you're likely to be at a standstill for more than three minutes, switch off the engine to save fuel
- **Regularly check your tyre pressures:** Under inflated tyres increase CO₂ emissions whilst incorrectly inflated

tyres can be unsafe. Always check your handbook for the correct tyre pressure. This will also help to increase the life of your tyres

- **Remove unnecessary items from the car:** Extra weight increases the engine's workload, whilst roof racks and bike carriers increase wind resistance. All burn more fuel and increase CO₂ emissions

Sports Tourer models

	Performance (manufacturer's figures)		Fuel economy mpg (litres/100km)			CO ₂ emissions (g/km)	First year rate	VED*	
	Maximum speed (mph)	Acceleration 0-60mph (secs)	Urban driving	Extra-urban driving	Combined figure			Standard rate	
Manual gearbox									
1.4i 16v Turbo	124	11.1	38.7 (7.3)	58.9 (4.8)	49.6 (5.7)	134	£120		£120
2.8i V6 24v Turbo (325PS) 4X4	155	5.9	17.7 (16.0)	35.8 (7.9)	25.9 (10.9)	255	£815		£460
2.0CDTi 16v (130PS)	124	10.9	45.6 (6.2)	68.9 (4.1)	57.6 (4.9)	129	£0		£100
2.0CDTi 16v (130PS) ecoFLEX	124	10.9	53.3 (5.3)	70.6 (4.0)	62.8 (4.5)	119	£0		£30
2.0CDTi 16v (160PS)	132	9.3	43.5 (6.5)	67.3 (4.2)	55.4 (5.1)	134	£120		£120
2.0CDTi 16v (160PS) 4X4	130	10.0	40.9 (6.9)	57.6 (4.9)	50.4 (5.6)	149	£135		£135
2.0CDTi 16v (160PS) ecoFLEX	134	9.3	50.4 (5.6)	72.4 (3.9)	62.8 (4.5)	119	£0		£30
2.0CDTi 16v (195PS) BiTurbo	140	8.4	44.1 (6.4)	65.7 (4.3)	55.4 (5.1)	134	£120		£120
2.0CDTi 16v (195PS) BiTurbo 4X4	139	8.6	40.9 (6.9)	57.6 (4.9)	50.4 (5.6)	149	£135		£135
Automatic transmission									
2.8i V6 24v Turbo (260PS) 4X4	154	7.0	16.5 (17.1)	35.8 (7.9)	25.0 (11.3)	265	£1030		£475
2.8i V6 24v Turbo (325PS) 4X4	155	6.2	16.9 (16.7)	36.2 (7.8)	25.7 (11.0)	259	£1030		£475
2.0CDTi 16v (160PS)	130	9.5	35.3 (8.0)	61.4 (4.6)	47.9 (5.9)	155	£170		£170
2.0CDTi 16v (160PS) 4X4	129	10.2	32.1 (8.8)	53.3 (5.3)	42.8 (6.6)	175	£275		£195
2.0CDTi 16v (195PS) BiTurbo	137	8.5	35.3 (8.0)	58.9 (4.8)	47.1 (6.0)	158	£170		£170

*VED = Vehicle Excise Duty. Correct at time of publication.

Fuel consumption and CO₂ emission data complies with the relevant EU testing regulations used by vehicle manufacturers to enable comparisons between different models. **Important:** Please note fuel consumption can be affected by many factors including driving style, road and traffic conditions, vehicle mileage and standard of maintenance. In addition these results relate to the particular vehicle tested, inevitably there will be differences between individual vehicles of the same model.

Tyre rating

Tyre size	Fuel efficiency group	Wet grip performance	External noise	
			Measured (dB)	Group
225/50 R 17	C	C	71	
225/55 R 17	C-E	B	71	
245/45 R 18	C-E	B	68-76	
245/40 R 19	E	B	68-72	
245/35 R 20	F	B	71	
255/35 R 20	E	B	73	

Tyre rating according to EU Regulation 1222/2009

Comprehensive specifications and technical data is available in the PDF price/specification guide available at www.vauxhall.co.uk under 'Request a brochure'

Trust Vauxhall

Company Car Driver 3 Day Test Drive

Our free* 3 Day Test Drive programme is open to all Company Car Drivers which allows you to choose any model in the current Vauxhall line-up (excluding Mokka, all VXR models and Commercial Vehicles), with full insurance cover provided, to give you a meaningful length of time to make an informed decision about your next company car.

To book your free* test drive just log on to www.vauxhall3dtd.co.uk or call **0870 240 4848****



Fleet Customer Services

Our dedicated support services for fleet decision makers include factory demonstrators and information on whole life costs, company car taxation and finance.

For further information please call **0870 010 0651**.

For more information...

For a brochure on any Vauxhall model (up to a maximum of three per caller) or location of your nearest Vauxhall retailer please call **0845 600 1500**.

Alternatively, details can be found on our website at www.vauxhall.co.uk

Join us online:



Scan this QR code with your smartphone for more information. Don't forget to download a QR reader from your app store first.



When you have finished with this brochure please recycle it

Proud Sponsor of Home Nations Football



*The free 3 Day Test Drive programme is open to Company Car Drivers and excludes fuel and lubricants, congestion charges, parking and speeding fines and the £250 insurance excess (if applicable). It features a wide selection of models from the Vauxhall range (excluding Mokka, all VXR models and Commercial Vehicles and subject to availability). Drivers must be aged 25 years or over, have held a full driving licence for at least a year and hold a major credit card. You will need to have your driving licence (and proof of identity (i.e. passport) where the driving licence is not a photocard licence) when your car is delivered. While every effort will be made to ensure that at least 3 days are provided for the test drive, this cannot always be guaranteed due to delivery and collection dates and timings. Available for UK Mainland only. Terms and conditions apply. **Telephone lines open Monday-Friday 9.00am to 5.00pm excluding Bank Holidays. Calls may be recorded or monitored for quality and/or training purposes.

†Vauxhall Lifetime Warranty covers lifetime ownership of first car owner, 100,000 mile limit, annual check required. The warranty excludes wear and tear and serviceable items and the vehicle must be serviced in accordance with the manufacturer's servicing schedule to continue the lifetime warranty. Terms and conditions apply. Offer available to all Vauxhall passenger cars (this offer does not apply to car-derived vans) from 1st August 2010.

Every effort has been made to ensure that the contents of this publication were accurate and up-to-date at the time of going to press (August 2012). Vauxhall vehicles are equipped with components manufactured by various General Motors operating units and outside suppliers. The Company reserves the right to alter specifications and withdraw products from sale without notice. Any such alterations will be notified to Vauxhall retailers at the earliest opportunity, please consult your local retailer for the latest information. The specifications detailed within this brochure are not necessarily applicable to alternative models such as Special Editions. Details of any such models will be contained in specific literature or found on the Vauxhall website. Please note that Vauxhall retailers are not the agents of General Motors UK Limited and are not authorised to bind the Company by any specific or implied undertaking or representation. It is advisable to ensure that your motor insurance policy provides adequate cover for additional fitted options and accessories. Please note accessories shown are for illustrative purposes only. As part of Vauxhall's policy of environmental care, this brochure is printed on paper manufactured using Elemental Chlorine Free pulps from specially farmed, sustainable timber resources. All rights reserved. No part of this publication may be reproduced in any form or by any means, without the prior written permission of General Motors UK Limited.

Vauxhall Lifetime Warranty

We're so confident in Vauxhall quality and reliability that we are now able to offer a lifetime warranty. Available to the first owner of all new Vauxhall passenger cars, it's valid for the lifetime of the vehicle up to a maximum of 100,000 miles[†]. In addition, our warranty also includes Vauxhall Assistance for 12 months from first registration and six years body panel anti-perforation warranty. Full details of Vauxhall's warranties including terms, conditions and exclusions can be obtained through any authorised Vauxhall retailer or go to: www.vauxhall.co.uk/warranty

LIFETIME
WARRANTY 100,000 MILE



VAUXHALL