

# INSIGNIA

2012 Models Edition 2



Proud Sponsor of Home Nations Football





## Discover the Vauxhall Insignia

With its dynamic design and innovative technology throughout, Insignia takes Vauxhall's design language to the next dimension. Now discover what it can do for you.

**LIFETIME**  
WARRANTY 100,000 MILE

Please see back cover for more details.



## Contents

Exterior styling	04	FlexRide and Adaptive 4X4	20	Infotainment	34	Insignia VXR	52
Interior style	10	Environmental issues	24	Insignia range	36	Colours	54
Innovative technology	14	Engines and transmissions	26	Wheels and tyres	48	Trims	56
Front camera system	16	Sports Tourer	28	VXR Styling	49	Specification	58
Safety	18	Comfort and convenience	32	Accessories	50		

*This brochure covers Insignia ES, Exclusiv, SRi, SRi VX-Line, SRi VX-Line Red, Tech Line, SE and Elite models only. Some of the models shown include options and accessories available at extra cost. And not all of the features described are available on every model, we may also offer alternative Insignia models such as Special Editions. So for all current model or equipment details visit the Vauxhall website: [www.vauxhall.co.uk](http://www.vauxhall.co.uk)*



Insignia Elite



## A bold identity

Muscular but curvaceous. Smooth yet sculpted. The bold grille and a flowing, coupé-like silhouette – for both saloon and hatchback – are set off by unique signature lights.

## A dynamic drive

Insignia is built for a dynamic drive. With technology that can adapt chassis response to changing driving situations. Engine power and efficiency is a given.







## A stunning interpretation

Same bold identity and stimulating driving experience. Infused with innovation and forward-thinking technology. The sleek Insignia Sports Tourer perfectly complements its dynamic hatchback and saloon counterparts.





A close-up, high-angle view of a car's interior. The focus is on the front passenger seat and the adjacent door panel, both upholstered in rich, brown leather with visible stitching. The rest of the interior, including the dashboard and center console, is finished in a dark, matte black material. The lighting is soft, highlighting the texture of the leather and the sleek lines of the car's design.

## A premium feel

Supreme levels of interior style and quality. With obsessive attention to detail and intuitive ergonomics that put you in total control.

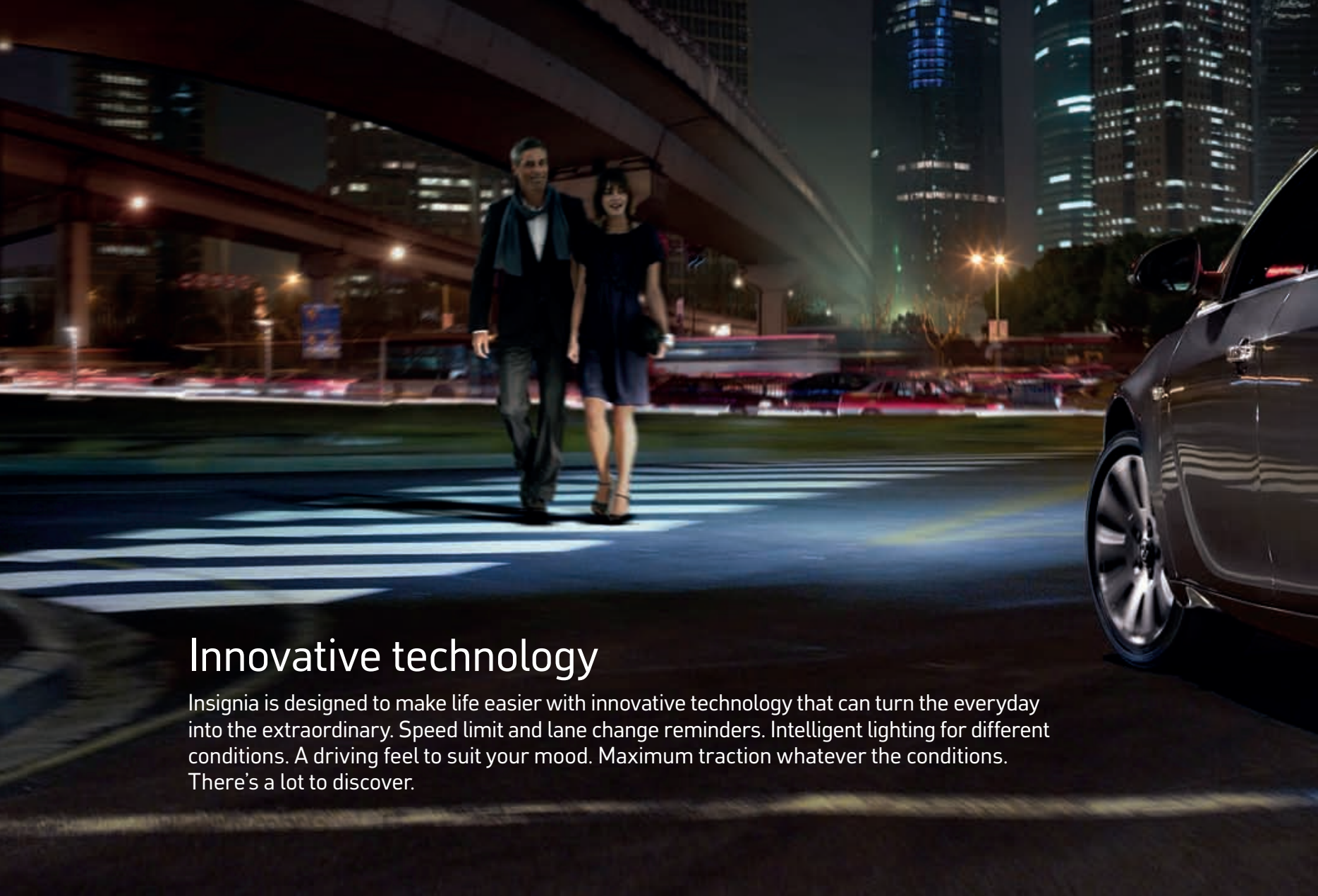




## A total comfort zone

Space and comfort for every passenger. Smart features, high quality materials and premium interior décor for ultimate style.





## Innovative technology

Insignia is designed to make life easier with innovative technology that can turn the everyday into the extraordinary. Speed limit and lane change reminders. Intelligent lighting for different conditions. A driving feel to suit your mood. Maximum traction whatever the conditions. There's a lot to discover.



Insignia Elite



**Front camera system.** Select the new front camera system (available on SRI, SE and Elite models) and the Insignia will read the speed limit signs and display a reminder on the instrument panel, helping you keep safe and legal. Leave your lane without a signal, and it can also warn you – just in case you're tired or simply not paying attention. The system also constantly indicates the distance to the vehicle ahead, and alerts the driver if a collision is imminent.



50



## The front camera system features



Insignia's innovative Traffic Sign Memory System recognises speed limit and no overtaking road signs, presenting them on the main display. If you select the speed limit function on the multi-function trip menu, the scanned speed limit is shown permanently until the next sign is recorded. If nothing is recognised, a simple dash will be displayed.



The Lane Departure Warning uses the front camera system to recognise lane marking lines and emits an audible warning if the vehicle leaves its lane unintentionally (i.e. without you indicating), preventing potential accidents and reminding you of inattention or tiredness. The lane departure warning system can be deactivated via the facia switch.

Following Distance Indicator (FDI) constantly shows the distance to the leading vehicle in the instrument panel, helping you to keep a safe distance. Forward Collision Alert (FCA) is active when the car is moving faster than 20mph and gives visual and audible warning when a collision is likely.



**Adaptive Cruise Control (ACC).** Only available in conjunction with the front camera system this clever innovation uses a radar sensor to maintain your chosen distance to the vehicle in front by controlling the accelerator and brakes automatically. The 'following' distance to the preceding vehicle can be adjusted via the steering wheel controls. If you approach a slower moving vehicle too fast, the system triggers visual and audible warnings and applies the brakes, retarding the car to as little as 10mph.



**Intelligent Adaptive Forward Lighting (AFL).** Insignia's Intelligent AFL headlights change their pattern to suit the location and the weather. Sensing where you need the light most, they help you see around corners and even dip automatically when something is coming the other way. And you can also adjust the system for European driving.



**Pedestrian area light (up to 20mph).**  
Wider spread of light (an extra eight degrees left and right) illuminates potential hazards.



**Town light (20 – 35mph).**  
Wider and lower spread of light. Activated by vehicle speed together with street lighting.



**Country road light (35 – 70mph).**  
Wider spread and brighter light than normal low beam. Longer illumination of own lane.



**Motorway light (over 70mph).**  
140 metre range, higher and brighter than normal low beam without dazzle.



**Adverse weather light (up to 45mph).**  
Wiper or rain sensor activated for better vision in bad weather conditions.



**High beam with assist (over 25mph).**  
Automatically switches from high to low beam as it detects oncoming or preceding vehicles.



**Dynamic curve light (any speed).**  
Activated by steering angle and speed, the headlights swivel up to 15 degrees into the curve.




**Static cornering light (up to 25mph, also when reversing).**  
Throws light 90 degrees left or right for enhanced lateral vision.



**LED Daytime running light.**  
Increases your visibility to other road users without increasing fuel consumption (unlike low beam).

Safety is always a top priority for Vauxhall. You wouldn't expect it any other way. In the Insignia, it starts with an optimised body structure that protects you and your fellow passengers in every kind of impact situation. And extends to the latest restraint technology – double pretensioned front seatbelts, pedal release system, side-impact protection beams, active-safety front seat head restraints and a whole lot more.

Insignia's front airbags are two-stage to prevent the kind of injuries caused if they inflate too quickly. There's a switch to deactivate the passenger airbags when a child seat is used in the front seat. And front seat side-impact airbags and full-length curtain airbags are standard on every model.



A proven Vauxhall safety feature, active-safety front seat head restraints guard against whiplash and other head and upper body injuries. Standard on all models except ES.

FOR SAFER CARS  
EURO NCAP  
www.euroncap.com





Sport or Tour? The touch of a button changes the whole driving dynamics to taut sporting excitement or relaxed long distance cruising.

The FlexRide (Adaptive Stability Technology) system responds instantly to data collected from every chassis and drive component. Continuous Damping Control, which adjusts the damper settings in real time, four-channel Anti-lock Braking System with electronic brakeforce distribution, traction control and Electronic Stability Programme-plus (ESP-plus) – all communicate with each other continuously. FlexRide simply combines all the elements for the chosen driving mode.

When you select Sport mode, Insignia sharpens the speed-sensitive steering response, throttle input and automatic transmission (when fitted), and stiffens the dampers to ensure optimum road contact. On some models the system even allows you to programme which of the above functions you want more 'sporty' via an on-screen menu and the instrument lighting changes from white to red.

When you select Tour mode the system adjusts the damper settings to further enhance Insignia's ride comfort. Ideal for long distance motorway journeys.

If neither the Sport nor the Tour switch is activated, the FlexRide system automatically defaults to Normal mode. The dampers permanently adapt to changing driving situations, providing more comfort than a conventional chassis but with improved cornering behaviour and better steering response in changing traffic situations.

FlexRide comes as standard on 2.0i 16v Turbo, 2.8i V6 24v Turbo 4X4, 2.0CDTi 16v (160PS) 4X4 and 2.0CDTi 16v (195PS) BiTurbo models. The system is also available as an optional extra on certain other models.





**FlexRide (Adaptive Stability Technology).** Choose an Insignia with FlexRide, and the driving feel can be changed to match your mood. Select Sport mode for a more dynamic, responsive drive. Or Tour mode for a smoother, more relaxed set-up.





CDTi 4x4

The adaptive 4X4 system is available on the 2.8i V6 24v Turbo, the 2.0CDTi 16v (160PS) and the new 195PS BiTurbo model. The combination of permanent four-wheel drive with low end diesel flexibility offers Insignia drivers a whole range of possibilities.

The advantages begin when you pull away, as all four wheels are engaged for stable acceleration with maximum grip. In normal driving, the power is split 95% front: 5% rear, but under acceleration the system automatically diverts more power to the rear wheels for maximum traction before gradually moving power back towards the front wheels.

The electronic Limited Slip Differential (eLSD) fitted to the rear of all 4X4 models offers even more benefits for the enthusiastic driver. By sensing which rear wheel has the most grip, eLSD can transfer more torque to the wheel most able to utilise it. Up to 50% of the rear axle torque can be transferred between the rear wheels, increasing stability during high speed lane changes and providing more traction when accelerating out of corners.





**Adaptive 4X4 with FlexRide.** Specify the Adaptive 4X4 – permanent four-wheel drive – system and your Insignia will automatically distribute drive from the front to the rear wheels as conditions demand. The result? Maximum traction for smooth, strong acceleration, outstanding driving dynamics and more stability in cornering. Press the Sport button and the system distributes more power to the rear wheels in a 40% front: 60% rear split for an even more dynamic feel.

# Respect your world

We all share a responsibility to look after our world. That's why Vauxhall has been at the forefront of green automotive initiatives for many years. Most recently, we have been researching ways of developing new cars that are more efficient than ever before. The forthcoming Vauxhall Ampera\* is an Extended-Range Electric Vehicle (E-REV) that can drive up to 50 miles on battery power alone and over 300 miles utilising an on-board electric generator system. And of course, we are always looking to reduce vehicle CO<sub>2</sub> emissions and our latest ecoFLEX models like the Insignia 2.0CDTi 16v (130PS and 160PS) Start/Stop now feature CO<sub>2</sub> emissions of under 120g/km, which, considering their power and performance, mean they now rank amongst the lowest in their class.

But our commitment to your continuing peace of mind goes even further. We have dramatically reduced manufacturing emissions, and our new models use more recycled materials and more recyclable parts than ever before. For more information on Vauxhall's efforts to achieve an environmentally sustainable future, see [www.vauxhall.co.uk/recycling](http://www.vauxhall.co.uk/recycling)

We also offer free and easily accessible, environmentally friendly, end-of-life vehicle disposal through our partners Autogreen Ltd.

That way, we reduce our environmental impact in every phase of every vehicle's life cycle. Because your world is our world, too.

**ecoFLEX** 

\*For more information on Vauxhall Ampera please visit [www.vauxhall-ampere.co.uk](http://www.vauxhall-ampere.co.uk)





Now, more than ever, Insignia's engines provide the power you want, the fuel efficiency you need and the low, Euro 5 emissions we all appreciate. There's a choice of four petrol engines – the new ultra-efficient 1.4i 16v 140PS Turbo Start/Stop, high-tech 140PS 1.8i 16v VVT, a 2.0i 16v Turbo at 220PS and a smooth 2.8i V6 24v automatic with 260PS. And five common rail 2.0 litre direct injection diesels – a 130PS, a 160PS, two sub 120g/km ecoFLEX variants also producing 130PS and 160PS featuring Start/Stop technology and the new 195PS BiTurbo.





Insignia ecoFLEX engines underline our commitment to environmental awareness

through lower CO<sub>2</sub> emissions. Add the additional benefit of reduced company car taxation and Vehicle Excise Duty (VED) – not to mention incredible fuel economy – and it's easy to see the fiscal benefits too. And all this is achieved without compromising the performance and driveability for which Insignia is renowned.

All Insignia diesels feature 16 valves and advanced turbocharger technology to maximise fuel economy and reduce emissions. Indeed, with CO<sub>2</sub> emissions now at an incredible sub 120g/km all Insignia ecoFLEX Start/Stop models now qualify for zero Vehicle Excise Duty (VED) in the first year and only £30 a year thereafter, providing conclusive proof that diesel performance can also go hand-in-hand with the most stringent levels of environmental control without compromising performance and driveability.

Available on saloon, hatchback and Sports Tourer models, the 160PS ecoFLEX Start/Stop engine boasts 350Nm max torque, temporarily increased to 380Nm via an 'overboost' function – enough to push the Insignia hatchback, for example, from zero to 60mph in just 8.9 seconds. Class-leading aerodynamics play a further part. A 10mm lowered chassis, the use of low rolling resistance tyres and a host of detailed body refinements including an under-engine airflow plate and closed cooling air slots in the upper grille, all contribute to a drag coefficient as low as Cd 0.26 (hatchback) – making Insignia ecoFLEX one of the most aerodynamic production cars in the world.

**Diesel engines.** In addition to the ecoFLEX engine range Insignia offers three more turbocharged diesels – a 130PS, a 160PS and the new range-topping 195PS BiTurbo. The BiTurbo features two staged turbochargers that work together in series, eliminating turbo lag and providing incredible power with emissions as low as 129g/km too.

**Petrol engines.** As you would expect, Insignia's petrol engines achieve outstanding power, performance and fuel economy through the innovative use of new technology. The 2.0i 16v and 2.8i V6 Turbo units, for example, use a twin-scroll turbocharger that virtually eliminates turbo lag at low engine speeds for instant throttle response. The 1.8i 16v VVT petrol engine features a variable intake manifold and Variable Valve Timing. The new 1.4i 16v Turbo Start/Stop engine produces an incredible 140PS and 200Nm despite its small displacement. Proof indeed then that there need be no compromise on performance in the pursuit of the constant need to improve efficiency.

**Transmissions.** All Insignia models, apart from the auto-only 260PS V6 model, feature a six-speed manual gearbox. The modern, low-weight design of the six-speed manual units makes for improved performance and better fuel economy. All models except the ecoFLEX, 1.4i 16v Turbo and 1.8i 16v are also available with an optional six-speed automatic transmission. This unit comes complete with Active Select that allows you to take control of gear changes via a sequential shift. Both manual and automatic transmissions feature the latest GM technology, delivering enhanced fuel efficiency combined with optimum driveability.



**Start/Stop technology.** New to the Insignia range and available on 1.4i 16v Turbo, ecoFLEX diesel models as well as the 2.0i 16v Turbo and manual version of the new BiTurbo diesel, the innovative Start/Stop system switches the engine off when you stop at the lights or in traffic, then restarts it automatically once the clutch is depressed. A huge range of built-in checks ensures passenger and vehicle safety at all times, of course. Engine stop is indicated by the rev counter needle in the AUTOSTOP position. And the system can be deactivated manually simply by pressing the ECO button. The model pages identify the availability throughout the Insignia range.

	Combined fuel economy mpg (litres/100km)			CO <sub>2</sub> emissions (g/km)			VED (2011/12)**				Benefit in kind tax band† (2011/12 tax year)		Benefit in kind tax band† (2012/13 tax year)		
							First year	Standard	First year	Standard	Saloon/ Hatchback		Sports Tourer		
	Saloon	Hatchback	Sports Tourer	Saloon	Hatchback	Sports Tourer	Saloon/ Hatchback	Sports Tourer	Saloon/ Hatchback	Sports Tourer	Saloon/ Hatchback	Sports Tourer			
<b>ecoFLEX Diesel Engine Range*</b>															
2.0CDTi 16v (130PS) ecoFLEX Start/Stop	64.2 (4.4)	64.2 (4.4)	62.8 (4.5)	116	116	119	£0	£30	£0	£30	13%	13%	17%	17%	
2.0CDTi 16v (160PS) ecoFLEX Start/Stop	65.7 (4.3)	65.7 (4.3)	62.8 (4.5)	115	115	119	£0	£30	£0	£30	13%	13%	17%	17%	

\*For more details on our petrol and other diesel engines please refer to the Vauxhall website [www.vauxhall.co.uk](http://www.vauxhall.co.uk). \*\*Correct at time of publication (March 2012).  
†Taxation information for guidance only. Please take professional advice on your own tax position.



# Body language

The same design language and technical precision, but a totally unique look. With a wrap-around tailgate, roof spoiler and flexible interior space, the Insignia Sports Tourer has a lot to say about modern life and how we make it happen.





Sports Tourer takes Insignia's dynamic looks to a new dimension, with innovative use of space throughout. A deep, wide tailgate aperture with a low loading height makes it easy to use. And FlexOrganiser® technology extends loadspace versatility.

That curved, wrap-around tailgate is not just attractive to look at. It's intelligently designed, with powered, remote-control opening on SE and Elite models, activated via the key fob, driver's door switch or a touch-pad on the tailgate. There are three tailgate operating modes. In normal mode the tailgate opens to full height. In intermediate it opens to a reduced height, which can even be pre-programmed, to avoid damage in low clearance areas. In off mode the tailgate is operated manually. With a load volume of 530 litres, extendable to 1470 litres with the 60/40 split rear seat folded, the Insignia hatchback models already feature incredible luggage capacity. But the Sports Tourer adds even more – as much as 1530 litres with the rear seats folded.



Comprising four side rails with sliding side rail hooks, plus a specially devised 3D storage net and side net pocket, the optional FlexOrganiser® system provides a versatile way to manage the Insignia Sports Tourer load area. A range of FlexOrganiser® accessories is also available including: storage box, adjustable fixing straps and additional side rail hooks.







**Ergonomic front seats.** Insignia's front seats offer incredible comfort and support, with manual or electric operation. There's a huge range of adjustment – not just for seat travel and recline, but height and lumbar adjustment too – allowing all drivers and passengers to find their ideal seating position.

The ergonomic driver's sports seat, standard on SRi models – optional on Exclusiv, Tech Line, SE\* and Elite – features tilt adjustment, four-way power lumbar support and ergonomic seat contours, including excellent side support. An adjustable seat extension cushion, extending by up to 60 millimetres, also adds superior thigh support for taller drivers. Select this option on Elite models and you add a whole new dimension with perforated leather seat facings. The optional Ergonomic Sport Seats Leather Pack on SRi and SE offers the same features.

With one in two drivers spending more than 90 minutes a day in their car, and as much as two-thirds of the body in contact with the seat while driving, optimum adjustment is a key benefit. Experts agree that the most important requirement is high flexibility, allowing the contour of the seat back to match the natural posture of each individual's spine. And with no less than 18 adjustment options, the Insignia ergonomic seat succeeds in every area.

It is little wonder it has been awarded a coveted seal of approval from AGR, an independent panel of German doctors and ergonomics experts. The AGR seal is only awarded to ergonomic products that comply with strict medical requirements; in this case, a scientifically proven Insignia seat that effectively helps prevent the back pain and tension suffered by some car occupants.

Climate control is a major factor for Insignia interior comfort. Models featuring single-zone electronic climate control provide constant control of the atmosphere inside the car, with both front and rear air outlets optimised for maximum efficiency and noise reduction. The dual-zone system, standard on Elite and optional on most other models, also features individual temperature control between driver and front passenger.

*\*Optional ergonomic sports seats on SE models only available with the perforated leather facings.*





A place for everything. Insignia provides a multitude of storage and stowage features – all within easy reach of the driver and passengers. In addition to a large glovebox, there's a driver's side storage compartment, handy door pockets, drinks holders and front seat back map pockets. Order the optional 230v power outlet\*\* for the centre console and your rear seat passengers can operate a laptop, DVD player or more while you're out and about.



Standard across the range, Insignia's touch-operated Electric Parking Brake (EPB) with Hill Start Assist (HSA) epitomises the innovation at the heart of this award-winning model. Designed to boost driver comfort and increase parking security, it features a drive away function, which releases the parking brake allowing you to pull away smoothly, and HSA which keeps the brake pressure applied momentarily after you've taken your foot off the pedal, preventing you from rolling back on a slope if you haven't first applied the parking brake. There's also a hill hold assist function which again stops the vehicle rolling back when moving off on an incline by making sure there's sufficient engine torque available.

\*\* = Two-pin Euro-style socket.



All Insignias, except the new Tech Line model, are equipped with the CD 400 audio unit – a seven speaker system with 20 Watts per channel output that can play MP3 tracks from a CD MP3, features an aux-in socket and utilises a full graphic information display for easy menu guidance. Tech Line, SE and Elite models also include DAB digital radio with all models now featuring USB connection.

Standard on Insignia Tech Line and Nav models, the new Navi 600 satellite navigation system features a seven-inch colour screen located high in the fascia, near the driver's sight line. On this new unit, the navigation map data and Points of Interest information is stored on an SD-card, which comes complete with major road navigation map data of more than 30 European countries. This enables high-speed access and allows universal networking with mobile devices and digital data media. Beside fastest and shortest route, the most economical journey can be selected, taking factors like roof load into consideration along with a trailer that may be attached to the vehicle. The SD slot is located within the centre armrest storage area. There's also plenty of power – 4x20 Watts into seven high quality speakers, plus aux-in socket and USB connections so you can plug in your own iPod or MP3 player.

The Navi 900 satellite navigation system (illustrated left) is optional at extra cost on most models and also provides detailed 3D-style information for more than 30 European countries (includes major road and street level). The Navi 900 unit also features a 'logbook' feature which allows the driver to record details of their journey. In addition, voice recognition can be used for full control of the navigation system, phone, USB and audio functions. You can even upload specific images for display via the USB interface.

For premium sound quality choose the optional Infinity Sound System for a 7 x 45W amplifier and up to nine premium speakers. The Infinity system digitises the audio signal so it can be fine tuned with Digital Sound Processing (DSP) for accurate sound response.

Insignia can be pre-equipped for hands-free operation of most mobile phones via Bluetooth® technology. Standard on Tech Line and optional on all other models, the 'base' system features control from the steering wheel or audio unit or via voice control. The 'embedded' system uses a Bluetooth® connection to copy the content of the phone's SIM card, such as the contacts etc, to the internal flash-drive – effectively transferring much of the phones capability to the vehicle itself.



Stylish and functional, the twist and push multi-function controller\* makes light work of selecting from the navigation, phone or audio display screen menus. Simply choose the menu you require, then twist to scroll and push to select the desired option.


*\*Only available in conjunction with Navi 600 and Navi 900.*

You can plug in your iPod or MP3 player via the aux-in socket or the USB connection. USB gives added control via the fascia 'head unit' or steering wheel controls.





Insignia SRI



## Discover more about Insignia

Insignia is available in hatchback, saloon and Sports Tourer variants. Most body styles are available in a choice of eight different trim levels – ES, Exclusiv, SRi, SRi VX-Line, SRi VX-Line *Red*, Tech Line, SE and Elite – each carefully specified to create its own definition of Insignia's character.



## Insignia ES

Hatchback | Sports Tourer

Standard features include:

- Driver's and front passenger's airbags
- Front seat side-impact airbags
- Full-size curtain airbags
- Front seat head restraints
- Electronic Stability Programme (ESP)
- Air conditioning
- 17-inch Structure wheels
- Electric parking brake
- Electric height-adjustable driver's seat
- Electric four-way lumbar adjustment on driver's seat
- 60/40 split-folding rear seat
- Front centre armrest with storage facility
- Leather-covered steering wheel
- Cruise control / trip computer
- Automatic lighting control
- Electrically operated front windows
- Electrically adj./heated door mirrors
- Reach- and rake-adjustable steering column
- Remote control security alarm
- Remote control central deadlocking
- CD/MP3 CD player/stereo radio (CD 400)
- Aux-in socket
- USB connection within centre armrest
- Graphic information display
- Front map reading lights
- Two rear reading lights



Engine availability	Insurance groups (ABI)
1.8i 16v VVT (140PS)*	16E
1.4i 16v Turbo Start/Stop (140PS)	15E
2.0CDTi 16v (130PS)	18E
2.0CDTi 16v (130PS) ecoFLEX Start/Stop	18E

\*Hatchback models only.

Model illustrated features front and rear parking distance sensors and two-coat metallic paint, optional at extra cost.

## Insignia Exclusiv

Hatchback | Saloon | Sports Tourer

Additional features over and above ES models:

- Single-zone electronic climate control
- Active-safety front seat head restraints
- Chrome-effect exterior side window surround
- 60/40 split-folding rear seat with load-through facility
- Illuminated vanity mirrors
- Driver's sunglasses holder
- Front seat back storage pockets
- Rear seat drinks holders
- Silver-effect roof rails (Sports Tourer)
- 12-volt auxiliary power socket in luggage compartment (Sports Tourer)



Exclusiv

### Engine availability

### Insurance groups (ABI)

1.8i 16v VVT (140PS)*	16E
1.4i 16v Turbo Start/Stop (140PS)	15E
2.0CDTi 16v (130PS)	18E
2.0CDTi 16v (130PS) ecoFLEX Start/Stop	19E
2.0CDTi 16v (160PS)**	21E
2.0CDTi 16v (160PS) ecoFLEX Start/Stop	22E

\*Hatchback models only.

\*\*Hatchback and Sports Tourer models only.

Model illustrated features Exclusiv Plus Pack. Sight and Light Pack and two-coat metallic paint, optional at extra cost.



## Insignia SRi

Hatchback | Saloon | Sports Tourer

Additional features over and above Exclusiv models:

- 17-inch 7-spoke alloy wheels (excludes Sports Tourer 4X4 and 2.0CDTi 16v (195PS) BiTurbo models)
- 18-inch 5-twinblade alloy wheels (standard on Sports Tourer 4X4 and 2.0CDTi 16v (195PS) BiTurbo models)
- Lowered and uprated sports suspension
- Sports pedals
- Rear seat centre head restraint
- Leather-covered sports steering wheel
- Front fog lights
- Visible dual branch exhaust tailpipes (2.0CDTi 16v (195PS) BiTurbo only)
- Driver's ergonomic sports seat with extendable seat cushion
- Dark-tinted glass – excludes windscreen and front door windows (Sports Tourer)
- FlexRide – standard on 2.0CDTi 16v (160PS) 4X4/2.0CDTi 16v (195PS) BiTurbo (optional on certain other models)

Engine availability	Insurance groups (ABI)
1.8i 16v VVT (140PS)*	16E
1.4i 16v Turbo Start/Stop (140PS)	16E
2.0CDTi 16v (130PS)	19E
2.0CDTi 16v (130PS) ecoFLEX Start/Stop	19E
2.0CDTi 16v (160PS)	22E
2.0CDTi 16v (160PS) 4X4 Start/Stop**	23E
2.0CDTi 16v (160PS) ecoFLEX Start/Stop	23E
2.0CDTi 16v (195PS) BiTurbo	
Start/Stop**	24E
2.0CDTi 16v (195PS) BiTurbo 4X4	
Start/Stop**	26E

\*Hatchback models only.

\*\*Hatchback and Sports Tourer models only.



Model illustrated features Navi 900 audio unit with satellite navigation and colour monitor. Front Passenger's Seat Comfort Pack. Adaptive Forward Lighting, front and rear parking distance sensors, 19-inch 5-spoke alloy wheels and brilliant paint, optional at extra cost.

Please note: Dynamic Red instrument panel illumination is part of the FlexRide system.





**Insignia SRI VX-Line**

Hatchback | Saloon | Sports Tourer

Additional features over and above SRI models:

- 19-inch 5-spoke alloy wheels
- VXR Styling Pack comprising:
  - Front lower spoiler
  - Side sills
  - Rear lower skirt
  - Rear spoiler (hatchback and saloon)
- VX-Line leather-covered three-spoke sports steering wheel, leather-covered gear knob (manual models only) and dark headlining
- Visible single exhaust tailpipe (1.8i 16v/1.4i 16v Turbo/2.0CDTi 16v (130/160PS) only)
- Visible dual branch exhaust tailpipes (2.0CDTi 16v (195PS) BiTurbo only)
- Satellite navigation/colour monitor/multi-function controller (Navi 600) (1.8i 16v only)



Engine availability	Insurance groups (ABI)
1.8i 16v VVT (140PS)*	16E
1.4i 16v Turbo Start/Stop (140PS)	16E
2.0CDTi 16v (130PS)**	19E
2.0CDTi 16v (130PS) ecoFLEX Start/Stop	19E
2.0CDTi 16v (160PS)	22E
2.0CDTi 16v (160PS) ecoFLEX Start/Stop	23E
2.0CDTi 16v (195PS) BiTurbo Start/Stop**	24E
2.0CDTi 16v (195PS) BiTurbo 4X4 Start/Stop**	26E



SRI VX-Line model illustrated features FlexRide, Navi 900 audio unit with satellite navigation and colour monitor, Front Passenger's Seat Comfort Pack, front and rear parking sensors and two-coat metallic paint, optional at extra cost.

Please note: Dynamic Red instrument panel illumination is part of the FlexRide system.

**Insignia SRi VX-Line Red**  
Hatchback | Sports Tourer

Additional features over and above SRi models:

- 20-inch 5-twinspoke alloy wheels
- VXR Styling Pack comprising:
  - Front lower spoiler
  - Side sills
  - Rear lower skirt
  - Rear spoiler (hatchback)
- VX-Line leather-covered three-spoke sports steering wheel, leather-covered gear knob and dark headlining
- Visible single exhaust tailpipe
- Front and rear parking distance sensors
- Mobile phone system with Bluetooth® (does not include phone or cradle) and shark fin aerial



**SRi VX-Line Red**

<b>Engine availability</b>	<b>Insurance groups (ABI)</b>
1.4i 16v Turbo Start/Stop (140PS)	16E
2.0CDTi 16v (160PS)	22E
2.0CDTi 16v (160PS) 4X4 Start/Stop	23E
2.0CDTi 16v (160PS) ecoFLEX Start/Stop	23E

*SRi VX-Line Red illustrated features FlexRide, Navi 900 audio unit with satellite navigation and colour monitor, Front Passenger's Seat Comfort Pack and Adaptive Forward Lighting, optional at extra cost.*



## Insignia Tech Line

Hatchback | Sports Tourer

Additional features over and above  
Exclusiv models:

- Satellite navigation/colour monitor/  
multi-function controller (Navi 600)
- DAB digital radio
- Mobile phone system with Bluetooth®  
(does not include phone or cradle) and  
shark fin aerial
- 17-inch 7-spoke alloy wheels

Engine availability	Insurance groups (ABI)
1.4i 16v Turbo Start/Stop (140PS)	17E
2.0CDTi 16v (130PS)	19E
2.0CDTi 16v (130PS) ecoFLEX Start/Stop	19E
2.0CDTi 16v (160PS)	22E
2.0CDTi 16v (160PS) ecoFLEX Start/Stop	22E

*Model illustrated features Tech Line Plus Pack, front and rear parking distance sensors and two-coat metallic paint, optional at extra cost.*





## Insignia SE

Hatchback | Saloon | Sports Tourer

Additional features over and above Exclusiv models:

- 17-inch 7-spoke alloy wheels
- Rear seat centre head restraint
- Electrically operated rear windows
- Rain-sensitive windscreen wipers
- Tyre pressure monitoring system
- Dark-tinted glass – excludes windscreen and front door windows (Sports Tourer)
- DAB digital radio



### Engine availability

### Insurance groups (ABI)

1.4i 16v Turbo Start/Stop (140PS)	16E
2.0CDTi 16v (130PS)	19E
2.0CDTi 16v (130PS) ecoFLEX Start/Stop	19E
2.0CDTi 16v (160PS)*	22E
2.0CDTi 16v (160PS) ecoFLEX Start/Stop	23E

\*Hatchback and Sports Tourer models only.

Model illustrated features SE Plus Pack. Navi 900 audio unit with satellite navigation and colour monitor, front and rear parking distance sensors, automatic transmission and two-coat pearlescent paint, optional at extra cost.





Model illustrated features Siena leather trim in black (no-cost option), Navi 900 audio unit with satellite navigation and colour monitor, automatic transmission and two-coat metallic paint, optional at extra cost.



## Insignia Elite

Hatchback | Saloon | Sports Tourer

Additional features over and above SE models:

- Dual-zone electronic climate control
- 18-inch alloy wheels
- Front and rear parking distance sensors
- Front fog lights
- Intelligent AFL with high-pressure headlight washers
- Dynamic headlight beam levelling
- Leather trim with heated front seats
- Eight-way electrically adjustable driver's seat with memory
- Electric height and lumbar adjustment for front passenger's seat
- Visible dual branch exhaust tailpipes (2.0i 16v Turbo/2.8i V6/2.0CDTi 16v (195PS) BiTurbo only)
- Electrically foldable door mirrors (electro-chromatic on driver's side)
- FlexRide – standard on 2.0i 16v Turbo/2.8i V6/2.0CDTi 16v (160PS) 4X4/2.0CDTi 16v (195PS) BiTurbo
- Satellite navigation/colour monitor/multi-function controller (Navi 600) (2.0i 16v Turbo/2.8i V6 24v)

### Engine availability

### Insurance groups (ABI)

1.4i 16v Turbo Start/Stop (140PS)*	16E
2.0i 16v Turbo Start/Stop (220PS)*	27E
2.0i 16v Turbo automatic (220PS)	27E
2.8i V6 24v Turbo 4X4 automatic (260PS)	32E
2.0CDTi 16v (160PS)	22E
2.0CDTi 16v (160PS) 4X4 automatic**	23E
2.0CDTi 16v (160PS) ecoFLEX Start/Stop	23E
2.0CDTi 16v (195PS) BiTurbo automatic†	25E

\*Hatchback models only.

\*\*Hatchback and Saloon models only.

†Hatchback and Sports Tourer models only.

## Standard wheels and tyres:

ES\*/Exclusiv



17-inch Structure wheels, 225/55 R 17 tyres.

SRi\*\*



17-inch 7-spoke alloy wheels, 225/55 R 17 tyres.

SRi VX-Line



19-inch 5-spoke alloy wheels, 245/40 R 19 tyres.

Tech Line/SE



17-inch 7-spoke alloy wheels, 225/55 R 17 tyres.

Elite



18-inch 10-twinspoke alloy wheels, 245/45 R 18 tyres.

## Optional wheels and tyres (at extra cost):

ES†



17-inch 7-spoke alloy wheels, 225/55 R 17 tyres.

Exclusiv†



18-inch 5-twinspoke alloy wheels, 245/45 R 18 tyres.

SRi††



18-inch 5-twinblade alloy wheels, 245/45 R 18 tyres.

Tech Line†/SE



18-inch 10-twinspoke alloy wheels, 245/45 R 18 tyres.

SRi



19-inch 5-spoke alloy wheels, 245/40 R 19 tyres.

SE†/Elite



19-inch 10-spoke alloy wheels, 245/40 R 19 tyres.

SRi/SE/Elite



20-inch 5-twinspoke alloy wheels, 245/35 R 20 tyres.

Please note: An emergency tyre inflation kit is standard on all Insignia models in lieu of a spare wheel. A full-size 17-inch steel spare wheel and tyre is available on most models as an extra-cost option.

\*ES models feature 225/50 R 17 tyres.

\*\*Excludes Sports Tourer 4x4 and 2.0CDTi 16v (195PS) BiTurbo models.

†Available as part of Plus Pack.

††Standard on Sports Tourer 4x4 and 2.0CDTi 16v (195PS) BiTurbo models.



## VXR Styling

VXR styling products reflect our passion for style and performance. Available on Insignia as a factory-fit option pack or as accessories fitted by your Vauxhall retailer, the VXR range adds flair, personality and excitement to your car.



VXR Styling Pack is available on all three body styles and features body-colour front lower spoiler, side sills, rear lower skirt and rear spoiler#.

*#Rear spoiler not available on Sports Tourer models.*

*Model illustrated left features Adaptive Forward Lighting, 20-inch alloy wheels and two-coat metallic paint, optional at extra cost.*

Genuine Vauxhall accessories are the right choice for your Insignia. Whatever you're into, there's certain to be a Vauxhall accessory with your name on it, all fitted by trained Vauxhall professionals. We've only featured a small selection of what's available here, so please check with your Vauxhall retailer for Insignia accessory availability information or check out our website at [www.vauxhall.co.uk/accessories](http://www.vauxhall.co.uk/accessories)

*Main vehicle illustrated features base carrier system with Thule sport roof box. Front and rear parking distance sensors, 20-inch alloy wheels and two-coat metallic paint are optional at extra cost on SRi models.*



Available for the rear side and tailgate windows, privacy shades provide shade for rear seat passengers and help increase vehicle security.



Available in black or dark brown, both with the Insignia logo. This set of four velour floor mats fit securely in the car, protecting the interior of your Insignia.



Designed for a snug fit, this semi-rigid cargo liner provides maximum protection yet is easily removed for cleaning. Available for hatchback, saloon and Sports Tourer models.



The rear-facing Baby-Safe (right – up to 13kg) and KID (centre – 15-36kg) seats are fixed with a standard lap and diagonal seatbelt. The DUO ISOFIX (9-18kg) can also be attached using the ISOFIX child seat restraint fittings, standard on the rear seats of all Insignia models.

#### FURTHER ACCESSORIES INCLUDE:

- FlexOrganiser® system (Sports Tourer)
- Dog guard (Sports Tourer)
- Base carrier – aluminium
- Tow bar mounted bicycle carrier
- Fixed or detachable towing hitch with 7- or 13-pin connection
- Temporary tyre inflation kit
- Fire extinguisher (1kg)
- Alloy wheels
- Rear parking distance sensors
- VXR styling accessories
- Thule bicycle carriers
  - Pro Ride
  - Free Ride
- Thule range of roof boxes
  - Ocean      – Excellence
  - Pacific     – Ranger
  - Spirit
- Thule ski carriers
- Thule surfboard carriers

*irmscher*

## Styling

Developed in conjunction with auto design specialists Irmischer International, Insignia styling accessories perfectly complement the vehicle's lines, as well as being manufactured to the same exacting standards as the car itself.



Being different is easy with the cross hatch front grille from Irmischer. Featuring an aluminium upper strip with a laser-etched 'Irmischer' logo it adds style and individuality.



For distinctive looks and a sportier exhaust note too, this sports silencer with dual branched, split oval design chrome-plated tailpipes is the perfect choice for your Insignia. The rear bumper sports insert (also illustrated) is available separately.



Now you are able to browse all of the Genuine Vauxhall Accessories range with just the click of a button. Scan this QR code with your smartphone for more information. Don't forget to download a QR reader from your app store first.

# Insignia **VXR** Powerfully confident

There's no doubt that Insignia VXR says everything about performance. A 2.8 litre V6 Turbo that develops 325PS and a massive 435Nm of torque. With 0-60mph acceleration in just 5.6 seconds. But the Insignia VXR is not just about absolute power. But absolute control. An adaptive 4X4 system, electronic Limited Slip Differential (eLSD) and HiPerStrut front suspension system put the driver in total command. Because we understand that with power, comes responsibility.



Insignia VXR is designed to perform, not just with explosive power, but a Nürburgring-proven, computer controlled chassis and innovative technology throughout.

**Exterior features include:**

- > Unique VXR body styling
- > Single, twin-scroll turbocharger and variable valve control
- > Performance-optimised exhaust system tuned for sound
- > HiPerStrut front suspension for reduced torque-steer and superb grip
- > Brembo 350mm diameter vented/cross-drilled front discs
- > 19-inch alloy or optional 20-inch forged alloy wheels
- > Bi-xenon Adaptive Forward Lighting (AFL)
- > Six-speed automatic with paddle-shift facility optional at extra cost



Inside, you're wrapped in superb Recaro sports front seats and surrounded by unique VXR interior fitments and detailing.

**Interior features include:**

- > Recaro sports front seats
- > Unique VXR instrument graphics
- > Flat-bottom VXR sports steering wheel
- > Unique VXR gear knob, sports pedals and sill plates



For more technical information please refer to the latest VXR Range brochure.

*Interior image illustrated features leather seat facings and Navi 900 satellite navigation system, both optional at extra cost.*



Royal Blue – Solid



Technical Grey – Metallic



Power Red – Solid (two-coat)\*



Sovereign Silver – Metallic



Summit White – Brilliant



Silver Lake – Metallic

*\*Only available on SRi VX-Line Red model.*

*Due to the limitations of the printing process, the colours reproduced may vary slightly from the actual paint colour. As a result, they should be used as a guide only. Your Vauxhall retailer has a comprehensive display of our paint samples. Vehicle illustrated is a non-specific model.*



Carbon Flash – Metallic



Waterworld – Pearlescent



Panacotta – Pearlescent



Macadamia – Pearlescent



Luxor Blue – Pearlescent

A generous range of contemporary colours – all worthy of Insignia's premium style and quality.

### Labyrinth cloth – Black



**Standard on:** ES

- Solid:** Royal Blue
- Brilliant\*:** Summit White
- Metallic\*:** Technical Grey, Sovereign Silver, Silver Lake, Carbon Flash
- Pearlescent\*:** Waterworld, Panacotta, Macadamia, Luxor Blue

### Dune cloth – Black



**Standard on:** Exclusiv/Tech Line

- Solid:** Royal Blue
- Brilliant\*:** Summit White
- Metallic\*:** Technical Grey, Sovereign Silver, Silver Lake, Carbon Flash
- Pearlescent\*:** Waterworld, Panacotta, Macadamia, Luxor Blue

### Dune cloth – Beige



**Optional at no extra cost on:** Exclusiv

- Metallic\*:** Technical Grey, Silver Lake, Carbon Flash
- Pearlescent\*:** Waterworld, Macadamia, Luxor Blue

### Ergonomic Sports Seats, Ribbon cloth – Black



**Standard on:** SRi/SRi VX-Line/SRi VX-Line Red<sup>†</sup>

- Optional at extra cost on:** Exclusiv/Tech Line
- Solid:** Royal Blue, Power Red<sup>††</sup>
- Brilliant\*:** Summit White
- Metallic\*:** Technical Grey, Sovereign Silver, Silver Lake, Carbon Flash
- Pearlescent\*:** Waterworld, Panacotta, Macadamia, Luxor Blue


### Ribbon cloth/Morrocana – Beige



**Optional at no extra cost on:** SE

- Metallic\*:** Technical Grey, Silver Lake, Carbon Flash
- Pearlescent\*:** Waterworld, Panacotta, Macadamia, Luxor Blue

### Siena leather – Black



**Standard on:** Elite

- Optional at extra cost on:** Exclusiv/Tech Line/SE
- Solid:** Royal Blue
- Brilliant\*:** Summit White
- Metallic\*:** Technical Grey, Sovereign Silver, Silver Lake, Carbon Flash
- Pearlescent\*:** Waterworld, Panacotta, Macadamia, Luxor Blue

### Siena leather – Beige



**Optional at no extra cost on:** Elite

- Optional at extra cost on:** Exclusiv/Tech Line/SE
- Metallic\*:** Technical Grey, Silver Lake, Carbon Flash
- Pearlescent\*:** Waterworld, Panacotta, Macadamia, Luxor Blue

### Ergonomic Sports Seats, Siena perforated leather – Black




**Optional at extra cost on:** SRi/SRi VX-Line/SRi VX-Line Red<sup>†</sup>/SE/Elite

- Solid:** Royal Blue, Power Red<sup>††</sup>
- Brilliant\*:** Summit White
- Metallic\*:** Technical Grey, Sovereign Silver, Silver Lake, Carbon Flash
- Pearlescent\*:** Waterworld, Panacotta, Macadamia, Luxor Blue



## Ribbon cloth/Morrocana – Black



**Standard on:** SE

**Solid:** Royal Blue

**Brilliant\*:** Summit White

**Metallic\*:** Technical Grey, Sovereign Silver, Silver Lake, Carbon Flash

**Pearlescent\*:** Waterworld, Panacotta, Macadamia, Luxor Blue

Ergonomic Sports Seats,  
Siena perforated leather – Beige

**Optional at extra cost on:** Elite

**Metallic\*:** Technical Grey, Silver Lake, Carbon Flash

**Pearlescent\*:** Waterworld, Panacotta, Macadamia, Luxor Blue

*Images are to illustrate seat trim only.*


*\*Optional at extra cost.*

*†SRi VX-Line Red is only available in Power Red exterior colour.*

*††Power Red is only available on the SRi VX-Line Red model.*



**Top Tec.** Insignia interior trim fabrics and leather have been carefully selected to reflect the premium style and feel. The standard Top Tec coating on the beige cloth trims helps resist spilt fluids, grime and stains for a noticeably fresher, cleaner interior.



*Due to the limitations of the printing process, the colours reproduced may vary slightly from the actual trim material. As a result they should be used as a guide only. Your Vauxhall retailer has a comprehensive display of our trim swatches.*

EQUIPMENT	
Safety, security Heating and ventilation	58
Facia, instruments and controls Interior lighting, interior features	59
Seating and upholstery Rear passenger compartment Exterior lighting	60
Exterior and convenience features Exterior styling and protection FlexRide system availability Adaptive 4X4 availability	61
Option packs	62
Additional Sports Tourer features	63
Audio, communication and navigation	64
TECHNICAL DATA	
Petrol engines, diesel engines	66
Weights and towing data Steering, suspension	67
Performance, fuel economy, emissions and VED rates – hatchback/saloon Transmission Brakes	68
Performance, fuel economy, emissions and VED rates – Sports Tourer	69
Vauxhall Assistance and warranties Loadspace dimensions, luggage capacities Fuel tank capacity, Hill Start Assist	70
Exterior dimensions	71

## Personalise your Insignia

On models fitted with FlexRide or either satellite navigation unit a number of features can be activated or deactivated to suit the driver's preference. These include selective door locking, automatic door locking and the rear parking distance sensors. On Elite models you can also switch on or off the easy-exit driver's seat and automatic door mirror folding functions. Please refer to your handbook for further details.

## Safety

### Standard features

**Airbags:** • Driver's dual-stage airbag • Front passenger's dual-stage airbag • Front seat side-impact airbags • Full-size curtain airbags • Deactivation switch for front passenger's airbags

**Seating:** • Height-adjustable head restraints on outer rear seats • Five lap and diagonal inertia-reel seatbelts (height-adjustable front) • Front body-lock diagonal seatbelt pretensioner system • Driver's lap belt pretensioner system • Front seatbelt force limiters • Anti-submarining ramps in front seats • ISOFIX child seat restraint system for all rear seats incorporating top tether (does not include child seat)

**Electronic:** • Electronic Stability Programme-plus (ESP-plus) • Anti-lock Braking System (ABS) • Cornering Brake Control • Emergency Brake Assist • Straight Line Stability control • Traction control • Adaptive Brake Lights • Electric parking brake • Hill Start Assist (HSA) (manual models only) – see page 70

**Body:** • Energy-absorbing steering column • Pedal release system • Laminated windscreen • Side-impact protection beams • Reinforced passenger safety cell • Deformation zones front and rear • Burst-proof door locks and anti-jam door design

**Pedestrian:** • Multi-pivot bonnet hinges • Low density foam near front bumper crossmember • Plastic lower front bumper stiffener

### Additional features

	ES	Exclusiv	SRi	SRi VX-Line	Tech Line	SE	Elite
Front passenger's lap belt pretensioner system							●
Active-safety front seat head restraints		●	●	●	●	●	●
Height-adjustable centre rear seat head restraint			●	●		●	●
Tyre pressure monitoring system		○	○	○	○	●	●

## Security

**Standard features** • Remote control security alarm system • Remote control central deadlocking (doors, boot lid/tailgate, fuel flap) • Visible Vehicle Identification Number (VIN) plate • 'Key left in ignition' audible warning • Electronic engine deadlock immobiliser • Door-to-door illumination • Foldable key • Driver's internal central locking switch

### Additional feature

	ES	Exclusiv	SRi	SRi VX-Line	Tech Line	SE	Elite
Locking wheel nuts for alloy wheels (where fitted)	□	□	●	●	□	●	●

## Heating and ventilation

**Standard features** • Air blend heater • Side window demist vents and adjustable face-level air vents • Air recirculation system with activation light • Interior pollen filter

### Additional features

	ES	Exclusiv	SRi	SRi VX-Line	Tech Line	SE	Elite
Air conditioning	●						
Single-zone Electronic Climate Control (ECC) incorporating air conditioning		●	●	●	●	●	
Dual-zone Electronic Climate Control (ECC) incorporating air conditioning with variable side-to-side temperature settings, multi-zone sun sensor and heat-reflective windscreen		□	□	□	□	○	●
Rear passenger compartment heating ducts		●	●	●	●	●	●
Rear side window sunblinds		○ <sup>1</sup>	○ <sup>1</sup>	○ <sup>1</sup>	○ <sup>1</sup>	○	○

## Facia, instruments and controls

**Standard features** • Leather-covered three-spoke steering wheel • Driver information centre incorporating multi-function trip computer • Cruise control • Rev counter • Digital clock with automatic RDS time adjustment • Multi-function display showing time, date, audio information and outside air temperature • Steering column adjustable for reach and rake • Electronic odometer and trip odometer • Instrument panel light dimmer • Coolant temperature gauge

<b>Additional features</b>	ES	Exclusiv	SRI	SRI VX-Line	Tech Line	SE	Elite
Leather-covered three-spoke sports steering wheel			●				
VX-Line leather-covered three-spoke sports steering wheel, leather-covered gear knob (manual models only) and dark headlining			□	●		□	□
Front camera system incorporating traffic sign recognition, lane departure warning, forward collision alert and following distance indicator <sup>2</sup>			○	○		○	○
Adaptive cruise control <sup>3</sup>			○	○		○	○
'Dynamic Red' instrument panel illumination <sup>4</sup> (fitted in conjunction with FlexRide system only)		○	○	○		○	○

## Interior lighting


**Standard features** • Fade up/fade down courtesy lights operated by front and rear door switches • Illuminated luggage area and glovebox • Map reading lights integral with front courtesy light • Two rear reading lights • Illuminated driver's and front passenger's footwells

<b>Additional feature</b>	ES	Exclusiv	SRI	SRI VX-Line	Tech Line	SE	Elite
Interior ambient lighting		●	●	●	●	●	●

## Interior features

**Standard features** • Chrome internal door handles • Storage box on driver's side lower facia • Lidded glovebox • Front and rear door pockets • Hinged luggage compartment cover (hatchback) • Fully carpeted luggage area • Carpeted rear seat back • 12-volt auxiliary power socket in front centre console • Boot/luggage area sill protection • Load restraint lashing eyes

<b>Additional features</b>	ES	Exclusiv	SRI	SRI VX-Line	Tech Line	SE	Elite
Twin sunvisors incorporating front passenger's vanity mirror with cover	●						
Twin sunvisors incorporating illuminated driver's and front passenger's vanity mirrors with covers		●	●	●	●	●	●
Driver's sunglasses holder		●	●	●	●	●	●
Rapid Cool inserts on facia and doors (with black interior trims)	●	●			●		
Rapid Warm inserts on facia and doors (with beige interior trims)	●	●			●		
Piano black-effect inserts on facia and doors			●	●		□	□
Wood-effect inserts on facia and doors						●	●
Sports pedals			●	●		□	□
Electro-chromatic anti-dazzle rear-view mirror		□	□	□	□	●	●



Active-safety front seat head restraints.



Single-zone electronic climate control.

- = Standard equipment
- = Optional at extra cost
- = Only available as part of an option pack. See page 62 for details.

- 1 = Only available in conjunction with electrically operated rear windows.
- 2 = Only available in conjunction with Adaptive Forward Lighting.
- 3 = Only available in conjunction with front camera system.
- 4 = Standard on 2.0i 16v Turbo, 2.0CDTi 16v (195PS) BiTurbo and all 4X4 models.



Driver's seat with electrical height adjustment.



230-volt rear power outlet.



Rear seat centre armrest.

## Seating and upholstery – see pages 56/57 for more details

**Standard features** • Driver's seat with electrical four-way lumbar adjustment • Driver's seat with tilt and electrical height adjustment • Front passenger's seat with reach and rake adjustment • Front centre armrest with storage facility

<b>Additional features</b>	ES	Exclusiv	SRi	SRi VX-Line	Tech Line	SE	Elite
Storage pockets on front seat backs		●	●	●	●	●	●
Front passenger's seat with electrical four-way lumbar adjustment							●
Front passenger's seat comfort pack incorporating six-way manual adjustment with electrical height and four-way lumbar adjustment		○	○ <sup>5</sup>	○ <sup>5</sup>	○	○	●
Driver's seat with eight-way electrical adjustment and memory function							●
Sports front seats with ergonomic driver's seat including extendable seat cushion		○ <sup>6</sup>	●	●	○ <sup>6</sup>	□	□
Labyrinth cloth seat trim	●						
Dune cloth seat trim		●			●		
Ribbon cloth seat trim			●	●			
Ribbon cloth/Morrocana seat trim						●	
Leather seat facings		□			□	□	●
Perforated leather seat facings			□	□		□	□
Electrically heated front seats		□	□	□	□	□	●
Premium Nappa leather upholstery			□	□		□	□

## Rear passenger compartment

<b>Features</b>	ES	Exclusiv	SRi	SRi VX-Line	Tech Line	SE	Elite
12-volt auxiliary power socket behind front seats		●	●	●	●	●	●
230-volt rear power outlet behind front seats (two-pin Euro-style socket)	○	○	○	○	○	○	○
Fold-out rear seat centre armrest with load-through facility		●	●	●	●	●	●
Rear seat drinks holders and storage box (in centre armrest)		●	●	●	●	●	●
60/40 split-folding rear seat back	●	●	●	●	●	●	●

## Exterior lighting

**Standard features** • Daytime running lights • Lights-on audible warning • LED centre brake light

<b>Additional features</b>	ES	Exclusiv	SRi	SRi VX-Line	Tech Line	SE	Elite
Automatic lighting control	●	●	●	●	●		
Automatic lighting control with tunnel detection		□	□	□	□	●	●
Front fog lights	□	□	●	●	□	○ <sup>7</sup>	●
Electric headlight beam levelling	●	●	●	●	●	●	
Intelligent Adaptive Forward Lighting (AFL) incorporating bi-xenon headlights with dynamic beam levelling, LED daytime running lights and high-pressure headlight washers <sup>8</sup>		○	○	○	○	○	●

## Exterior and convenience features

**Standard features** • Electrically operated front windows with one-touch facility • Twin electrically adjustable/heated door mirrors (wide-angle on driver's side) with automatic timed cut-off • Touch-sensitive boot lid/tailgate release • Interior boot lid release (saloon) • Tinted glass • Heated rear window with automatic timed cut-off • Intermittent rear window wash/wipe (hatchback/Sports Tourer) • Twin gas-assisted tailgate struts (hatchback/Sports Tourer)

Additional features	ES	Exclusiv	SRI	SRI VX-Line	Tech Line	SE	Elite
Rain-sensitive windscreen wipers		<input type="checkbox"/>	<input type="checkbox"/>	<input type="checkbox"/>	<input type="checkbox"/>	●	●
Electrically foldable door mirrors (electro-chromatic anti-dazzle on driver's side)		○ <sup>9</sup>	○ <sup>9</sup>	○ <sup>9</sup>	○ <sup>9</sup>	○	●
Electrically operated rear windows with safety autoreverse		○	○	○	○	●	●
Front and rear parking distance sensors	○	○	○	○ <sup>10</sup>	○	○	●
Retractable tow bar with 13-pin socket <sup>11</sup>	○	○	○	○	○	○	○

## Exterior styling and protection

**Standard features** • Chrome-effect upper grille surround • Body-colour door mirrors • White indicators and side repeaters

Additional features	ES	Exclusiv	SRI	SRI VX-Line	Tech Line	SE	Elite
Chrome-effect side window surround		●	●	●	●	●	●
Body-colour door handles	●	●	●	●	●		
Body-colour door handles with chrome-effect insert						●	●
Body-colour rear lip spoiler (hatchback only)	●	●	●	●	●	●	●
Chrome-effect front door sill covers		●	●	●	●	●	●
Visible single exhaust tailpipe (1.4i 16v Turbo/1.8i 16v/2.0CDTi 16v (130/160PS))				●			
Visible dual branch exhaust tailpipes (2.0i 16v Turbo/2.8i V6 24v Turbo/2.0CDTi 16v (195PS) BiTurbo)			●	●			●

## FlexRide system availability – see page 67

	ES	Exclusiv	SRI	SRI VX-Line	Tech Line	SE	Elite
1.4i 16v Turbo		○	○	○		○	○
2.0i 16v Turbo							●
2.0CDTi 16v (130PS) – not available on ecoFLEX models			○	○			
2.0CDTi 16v (160PS) – not available on ecoFLEX models		○	○ <sup>12</sup>	○ <sup>12</sup>		○	○ <sup>12</sup>
2.0CDTi 16v (195PS) BiTurbo			●	●			●

## Adaptive 4X4 availability – see page 68

	ES	Exclusiv	SRI	SRI VX-Line	Tech Line	SE	Elite
2.8i V6 24v Turbo							● <sup>13</sup>
2.0CDTi 16v (160PS) – not available on ecoFLEX models			○ <sup>14</sup>	○ <sup>15</sup>			○
2.0CDTi 16v (195PS) BiTurbo			○ <sup>14</sup>	○			



FlexRide system.



Adaptive 4X4.

- = Standard equipment
- = Optional at extra cost
- = Only available as part of an option pack. See page 62 for details.

- 5 = Includes extendable seat cushions.
- 6 = Ribbon cloth seat trim replaces Dune cloth.
- 7 = Also available as part of the optional Plus Pack
- 8 = Also includes Sight and Light Pack
- 9 = Only available in conjunction with optional Sight and Light Pack or Premium Sensory Pack
- 10 = Standard on VX-Line *Red* models.
- 11 = Not available on 1.4i 16v Turbo Sports Tourer models.
- 12 = Standard on 4X4 models.
- 13 = Only available on Elite Nav models.
- 14 = Sports Tourer models will be fitted with the low-cost optional 18-inch alloy wheels as standard.
- 15 = Only available on VX-Line *Red* models.



Rain-sensitive windshield wipers.



Electro-chromatic rear-view mirror.



Electrically heated front seats.

### Option packs

	ES	Exclusiv	SRi	SRi VX-Line	Tech Line	SE	Elite
<b>ES Plus Pack</b> • 17-inch alloy wheels with 225/55 R 17 low profile tyres • Locking wheel nuts • Front fog lights	○						
<b>Exclusiv Plus Pack</b> • 18-inch alloy wheels with 245/45 R 18 ultra-low profile tyres • Locking wheel nuts • Front fog lights		○					
<b>Tech Line Plus Pack</b> • 18-inch alloy wheels with 245/45 R 18 ultra-low profile tyres • Locking wheel nuts • Front fog lights					○		
<b>SE Plus Pack</b> • 19-inch alloy wheels with 245/40 R 19 ultra-low profile tyres • Front fog lights						○	
<b>Premium Sensory Pack</b> • Dual-zone Electronic Climate Control (ECC) incorporating air conditioning • Tunnel detection for automatic lighting control • Rain-sensitive windshield wipers • Electro-chromatic rear-view mirror		○	○	○	○		●
<b>Sight and Light Pack</b> • Tunnel detection for automatic lighting control • Rain-sensitive windshield wipers • Electro-chromatic anti-dazzle rear-view mirror		○	○	○	○	●	●
<b>Tech Pack</b> • Front and rear parking distance sensors • Mobile phone system with Bluetooth® (does not include phone or cradle) and shark fin aerial			○	○ <sup>10</sup>			
<b>Exec Pack</b> • Dual-zone Electronic Climate Control (ECC) incorporating air conditioning • Tunnel detection for automatic lighting control • Rain-sensitive windshield wipers • Electro-chromatic rear-view mirror • Mobile phone system with Bluetooth® (does not include phone or cradle) and shark fin aerial			○	○ <sup>16</sup>			
<b>Ergonomic Sport Seats Leather Pack</b> • Ergonomic sports front seats with extendable seat cushions • Perforated leather seat facings • Electrically heated front seats			○	○		○	○
<b>Comfort Leather Pack</b> • Leather seat facings • Electrically heated front seats		○			○	○	●
<b>Premium Nappa Leather Pack</b> • Ergonomic sports front seats with extendable seat cushions • Nappa leather seat upholstery • Leather-trimmed head restraints, door panels and centre armrest • Electrically heated front seats • VX-Line leather-covered sports steering wheel and, on manual models, gear knob • Sports pedals • Piano black-effect inserts on fascia and doors • Dark headlining • Carpet mats			○	○ <sup>16</sup>		○	○
<b>VXR Styling Pack</b> • Body-colour front spoiler, side sills, rear lip spoiler and rear lower skirt (rear lip spoiler not available on Sports Tourer)		○	○	●		○	○

## Additional Sports Tourer features and option packs

	ES	Exclusiv	SRI	SRI VX-Line	Tech Line	SE	Elite
Retractable luggage compartment cover	●	●	●	●	●	●	●
DualFloor luggage compartment		●	●	●	●	●	●
12-volt auxiliary power socket in luggage compartment		●	●	●	●	●	●
Vertical load-restraining net	○	○	○	○	○	○	○
Black roof rails	●						
Silver-effect roof rails		●	●	●	●	●	●
Dark-tinted Solar Protect® glass (excludes windscreen and front door windows)			●	●		●	●
Stainless steel trim on luggage compartment lip	○	●	●	●	○	●	●
Power tailgate		○	○	○	○	●	●
<b>FlexOrganiser® Pack</b> • Four side rails • 3D storage net • Side net pocket • Four side rail hooks	○	○	○	○	○	○	○
<b>Towing Pack</b> • Trailer stability programme • Automatic self-levelling rear suspension • Retractable tow bar with 13-pin socket		○ <sup>17</sup>				○ <sup>17</sup>	○ <sup>18</sup>



Side net pocket illustrated.



Accessory storage box illustrated.



Accessory adjustable fixing strap illustrated.



Power tailgate.

### FlexOrganiser® Pack

- Four side rails
- 3D storage net
- Side net pocket
- Four side rail hooks

- = Standard equipment
- = Optional at extra cost

<sup>10</sup> = Standard on VX-Line *Red* models.

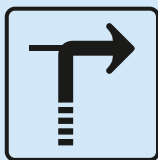
<sup>16</sup> = Not available on VX-Line *Red* models.

<sup>17</sup> = Not available on 1.4i 16v Turbo models, or in conjunction with optional FlexRide system. Vauxhall-approved accessory tow bars are available, please consult your Vauxhall retailer.

<sup>18</sup> = Not available on 1.4i 16v Turbo, 2.0i 16v Turbo, 2.8i V6 24v Turbo or 2.0CDTi 16v (195PS) BiTurbo models, or in conjunction with optional FlexRide system. Vauxhall-approved accessory tow bars are available, please consult your Vauxhall retailer.

## Insignia Nav models

Available as additional models to the range. Exclusiv Nav, SRi Nav, SE Nav and Elite Nav feature the Navi 600 satellite navigation/CD/MP3 CD player/stereo radio as standard.



## Colour Sat Nav

Standard on Exclusiv Nav, SRi Nav, Tech Line, SE Nav and Elite Nav models.

- = Standard equipment.
- = Optional at extra cost.

- 10 = Standard on VX-Line Red models.
- 16 = Not available on VX-Line Red models.
- 19 = Standard on Nav models.
- 20 = Only available on non-Nav models.
- 21 = Also available on 4X4 Nav models.

## Audio, communication and navigation

Features	ES	Exclusiv	SRi	SRi VX-Line	Tech Line	SE	Elite
<b>CD 400 CD/MP3 CD player/stereo radio</b> ● CD/MP3 CD player ● AM/FM stereo radio with 36 station presets ● Aux-in socket within centre armrest ● Graphic display ● RDS with Traffic Programme ● 20 watts per channel output ● 7 speakers ● Roof-mounted flexible aerial	●	●	●	●		●	●
<b>Navi 600 satellite navigation/CD/MP3 CD player/stereo radio<sup>19</sup></b> ● SD card-based satellite navigation system ● Multi-function infotainment controller ● CD/MP3 CD player ● AM/FM stereo radio with 36 station presets ● USB connection, SD card slot and aux-in socket within centre armrest ● 7-inch colour monitor ● RDS with Traffic Programme ● 20 watts per channel output ● 7 speakers ● Shark fin aerial		○	○	○	●	○	○
<b>Navi 900 satellite navigation CD/MP3 CD player/stereo radio<sup>20</sup></b> ● SD card-based satellite navigation system ● Multi-function infotainment controller ● CD/MP3 CD player ● AM/FM stereo radio with 36 station presets ● USB connection, SD card slot and aux-in socket within centre armrest ● 7-inch colour monitor ● RDS with Traffic Programme ● 20 watts per channel output ● 7 speakers ● Shark fin aerial		○	○	○		○	○ <sup>21</sup>
Steering wheel mounted audio controls	●	●	●	●	●	●	●
Mobile phone system with Bluetooth® (does not include phone or cradle) and shark fin aerial	○	○	○	○ <sup>10</sup>	●	○	○
Embedded mobile phone system with Bluetooth® (does not include phone or cradle) and shark fin aerial		○	○	○ <sup>16</sup>		○	○
DAB digital radio and shark fin aerial		○	○	○	●	●	●
USB connection within centre armrest	●	●	●	●	●	●	●
Infinity® Premium Sound System		○	○	○	○	○	○

**MP3 CD player:** An MP3 is a compressed sound or music file and, due to its small size, it takes up less space on a compact disc, which means that more tracks can be recorded onto a CD. It's possible to fit almost 10 hours of music onto one CD, and, in a way, turn a single-disc CD/MP3 player into a multi-disc autochanger.

**Aux-in socket:** The aux-in socket, located in the front centre armrest storage facility, allows you to connect your portable MP3 music player directly into the car's audio system. All you need is a suitable connecting lead and you can listen to all your favourite tunes through your car's speaker system.

When using an MP3 player in the car the majority of the controls, such as track selection, remain solely on the player, while only the volume is controlled via the car's regular audio controls.



Aux-in socket/USB connection.





### Satellite navigation

The Navi 600 satellite navigation system, fitted as standard to Insignia Nav and Tech Line models, offers dynamic route guidance via RDS-TMC (Traffic Message Channel) with directions given audibly and via the 7-inch colour monitor. TMC is a specific application of RDS used for broadcasting real-time traffic information. It alerts the driver to a problem on the planned route and calculates an alternative route to avoid the incident.

In addition to route planning criteria such as 'shortest distance' or 'avoiding toll roads', you can now select an energy-optimised 'green route'. Here you can specify parameters such as if you are towing a caravan or have a roof box fitted. The system will use this information, in conjunction with known factors including your vehicle's weight and engine type, to calculate the most fuel-efficient route.

The SD card supplied with the system covers all major link roads and streets in towns and cities across mainland Britain and Ireland, plus trunk and main roads across more than 30 European countries. Additional country-specific maps with street level detail are available to download.

The navigation data is loaded onto the unit's internal flash memory for fast access. The CD player plays regular audio CDs and MP3 tracks recorded to CD.

The optional Navi 900 satellite navigation system adds a number of enhancements. The European mapping is expanded to street level detail, whilst 'pseudo 3D' map navigation and 'bird's eye view' offer depth perception, continuous zooming and smooth scrolling when homing in on your destination. A sophisticated Points of Interest menu enables you to choose attractions via a number of criteria – it even shows pictures of the option selected.

The voice recognition module enables you to operate the navigation system, radio (including DAB digital radio where fitted) and music selection via CD or USB by voice control. This means you can keep both hands on the steering wheel at all times.

A logbook feature allows you to record details for individual journeys which can subsequently be downloaded via USB. Details recorded include start and finish locations with latitude/longitude, time and odometer stamp, whether private or business and any general comments you may wish to add.

### USB connection

Fitted as standard to all Insignia models, the USB connection is located alongside the aux-in socket within the centre armrest. It provides iPod control and read-out of iPod functions through the audio system display. Traditional aux-in sockets only allow control of volume through the car's audio system. The USB connection also means that the iPod will charge whilst it is connected.

### DAB digital radio

Now widely available in the UK, digital audio broadcasts offer the user a variety of advantages over traditional FM, starting with the digital quality sound which is immune to any hiss or crackle.

You'll often find a broader range of stations on offer too, many of which are not available on FM, and listening to them couldn't be easier – you simply select the station, by name, from the displayed list, thus removing the need to retune or look for stations when travelling around. Some stations will even display the artists' names and song titles on the car's graphic display, while they're played.

### Voice-activated mobile phone system with Bluetooth®

Vauxhall's optional factory-fit dual-band mobile phone system has been considerably enhanced. Now fully integrated into the audio and communication system, it also features voice control and will connect wirelessly to phones with Bluetooth® technology. All the required information is displayed on the graphic information display when a mobile phone is in use, while the menus are easily navigated by either the steering wheel audio controls or the multi-function button on the radio. Certain functions can also be controlled by voice activation.

### Voice-activated embedded mobile phone system with Bluetooth®

This is the next generation of in-car mobile phone system. The mobile phone's contacts, caller lists and phone settings are downloaded to the in-car flash drive and, once this synchronisation is complete, the car effectively becomes the phone.

The mobile phone will sit in standby mode and the Bluetooth® function will no longer drain the battery, whilst all calls will be transmitted via the car's, rather than the mobile phone's, aerial.

Any alterations that have been made to the contacts, caller lists etc. whilst the units have been synchronised will be transferred back to the mobile phone.

### Infinity® Premium Sound System

For the ultimate in premium sound performance Insignia can also be specified with the Infinity Sound System. Featuring a 7x45 Watt amplifier and Digital Sound Processor, the system comprises 9 premium speakers on saloon and 8 on hatchback and Sports Tourer, including 2 rear-mounted 6x9 inch subwoofers on saloon (1 rear-mounted subwoofer on 5-door/Sports Tourer models), 4 door-mounted 6.5 inch wide band speakers, 2x1 inch tweeters mounted in the A-pillar and 1 front-mounted 3.5 inch medium range unit. The unit is optional at extra cost on all Insignia models except ES.

## Petrol engines

	1.8i 16v VVT ECOTEC-4	1.4i 16v Turbo ECOTEC-4 Start/Stop	2.0i 16v Turbo ECOTEC-4 aluminium with and without Start/Stop	2.8i V6 24v Turbo ECOTEC aluminium
Capacity	1796cc	1364cc	1998cc	2792cc
Maximum power	140PS (103kW) @ 6300rpm	140PS (103kW) @ 4900-6000rpm	220PS (162kW) @ 5300rpm	260PS (191kW) @ 5500rpm
Maximum torque	175Nm (129 lb.ft.) @ 3800rpm	200Nm (147 lb.ft.) @ 1850-4900rpm	350Nm (258 lb.ft.) @ 2000-4000rpm	350Nm (258 lb.ft.) @ 1900-4500rpm
Configuration	4 cylinders (6 cylinders on 2.8i V6). 4 valves per cylinder. Double overhead camshafts			
Fuel/induction system	Naturally aspirated Variable Valve Timing (VVT). Multi-point sequential fuel injection	Turbocharger with intercooler. Multi-point sequential fuel injection	Water-cooled twin-scroll turbocharger with intercooler. Multi-point direct fuel injection	Water-cooled twin-scroll turbocharger with intercooler. Multi-point sequential fuel injection
Emission compliance	Euro 5			
Service interval	20,000 miles or 1 year (whichever occurs sooner)			

**Benefit in kind company car taxation – 2011/12 tax year (2012/13 tax year)**

	Hatchback/Saloon/Sports Tourer			
Manual	25%/-/- (26%/-/-)	16%/16%/17% (17%/17%/18%)	25%/-/- (26%/-/-)	-
Automatic	-	-	31%/-/- (32%/-/-)	-
Automatic 4X4	-	-	-	35%/35%/35% (35%/35%/35%)

## Turbo diesel engines

	2.0CDTi 16v (130PS) ECOTEC-4	2.0CDTi 16v (130PS) ecoFLEX Start/Stop	2.0CDTi 16v (160PS) ECOTEC-4 with and without Start/Stop	2.0CDTi 16v (160PS) ecoFLEX Start/Stop	2.0CDTi 16v (195PS) BiTurbo ECOTEC-4 with and without Start/Stop
Capacity	1956cc	1956cc	1956cc	1956cc	1956cc
Maximum power	130PS (96kW) @ 4000rpm	130PS (96kW) @ 4000rpm	160PS (118kW) @ 4000rpm	160PS (118kW) @ 4000rpm	195PS (143kW) @ 4000rpm
Maximum torque	300Nm (221 lb.ft.) @ 1750-2500rpm	300Nm (221 lb.ft.) @ 1750-2500rpm	350Nm (258 lb.ft.) @ 1750-2500rpm	350Nm (258 lb.ft.) @ 1750-2500rpm	400Nm (295 lb.ft.) @ 1750-2500rpm
Configuration	4 cylinders. 4 valves per cylinder. Double overhead camshafts				
Fuel/induction system	Turbocharger with intercooler. Common rail fuel injection		Variable geometry turbocharger with intercooler. Common rail fuel injection		2 turbochargers with intercooler. Common rail fuel injection
Emission compliance	Euro 5 with Diesel Particulate Filter				
Service interval	20,000 miles or 1 year (whichever occurs sooner)				

**Benefit in kind company car taxation – 2011/12 tax year (2012/13 tax year)**

	Hatchback/Saloon/Sports Tourer				
Manual	18%/18%/18% (18%/18%/19%)	13%/13%/13% (17%/17%/17%)	19%/19%/20% (20%/20%/21%)	13%/13%/13% (17%/17%/17%)	18%/-/19% (19%/-/20%)
Manual 4X4	-	-	22%/-/22% (23%/-/23%)	-	22%/-/22% (23%/-/23%)
Automatic	22%/-/- (23%/-/-)	-	22%/22%/24% (23%/23%/25%)	-	24%/-/24% (25%/-/25%)
Automatic 4X4	-	-	26%/26%/28% (27%/27%/29%)	-	-

Weights and towing data <sup>kg</sup>

	Gross vehicle weight			Max. towing weights	
	Hatchback	Saloon	Sports Tourer	Trailer with brakes (without brakes) Hatchback/Saloon	Sports Tourer
1.8i 16v VVT	2040	–	–	1400 (750)	–
1.4i 16v Turbo	2065	2060	2130	1250 (750)	1200 (750)
2.0i 16v Turbo	2160	–	–	1700 (750)	–
2.0i 16v Turbo automatic	2175	–	–	1700 (750)	–
2.8i V6 24v Turbo 4X4 automatic	2355	2340	2490	1800 (750)	1700 (750)
2.0CDTi 16v (130PS) exc. ecoFLEX	2140	2125	2285	1600 (750)	1600 (750)
2.0CDTi 16v (130PS) automatic	2170	–	–	1600 (750)	–
2.0CDTi 16v (130PS) ecoFLEX	2155	2140	2300	1600 (750)	1600 (750)
2.0CDTi 16v (160PS) inc. ecoFLEX	2145	2130	2275	1600 (750)	1600 (750)
2.0CDTi 16v (160PS) automatic	2170	2155	2315	1600 (750)	1600 (750)
2.0CDTi 16v (160PS) 4X4	2310	–	2415	1800 (750)	1800 (750)
2.0CDTi 16v (160PS) 4X4 automatic	2315	2305	2440	1800 (750)	1700 (750)
2.0CDTi 16v (195PS) BiTurbo	2205	–	2330	1700 (750)	1700 (750)
2.0CDTi 16v (195PS) BiTurbo automatic	2220	–	2345	1700 (750)	1700 (750)
2.0CDTi 16v (195PS) BiTurbo 4X4	2325	–	2425	1800 (750)	1800 (750)

**Gross vehicle weight** is the total permissible weight of the vehicle including passengers and their luggage. The **maximum roof rack loading** should not exceed 100kg. The **maximum towing weights** are based on the ability of the car, with two occupants of 75kg each, to restart on a 12% gradient, which is approximately 1 in 8.3, at sea level. At altitudes above 1500 metres, the engine output may drop with a corresponding reduction in towing capability. Any extra weight, such as luggage or additional passengers, should be deducted from the maximum towing weight. With a trailer fully loaded, **maximum noseweight** should not exceed 85kg. Always fit Vauxhall towing attachments and accessories available from your Vauxhall retailer. They are designed specifically for Vauxhall models and carry a 12-month guarantee.

## Steering

- Speed-sensitive hydraulic power-assisted steering

### Turning circle (kerb-to-kerb):

#### All body styles

ES/Exclusiv/Tech Line/SE/Elite  
– 10.91m (35.8ft.)

SE/Elite with optional 19-inch and 20-inch wheels – 11.40m (37.4ft.)

SRi – 11.00m (36.1ft.)

SRi with optional 19-inch and 20-inch wheels – 11.50m (37.7ft.)

## Suspension

**Front:** Independent. Lightweight MacPherson struts with gas-pressure dampers and coil springs. Anti-roll bar.

**Rear:** Lightweight multi-link with rising-rate mini-block coil springs (linear rate on 4X4 models) and gas-pressure dampers. Anti-roll bar. 4X4 models feature revised rear subframe and suspension geometry.

- SRi – lowered sports suspension

### FlexRide (Adaptive Stability Technology) system

FlexRide offers drivers the choice of three distinct driving modes – Normal (default setting), Sport or Tour.

- Sport mode: This stiffens the car's suspension and sharpens steering and throttle responses. It also raises the threshold at which the ESP and traction control systems are activated, enhancing dynamic performance. And on models featuring Adaptive 4X4 the emphasis is switched more towards rear-wheel drive
- Tour mode: Ideal for long motorway journeys, the Tour mode adjusts the dampers to a softer setting to create a perceptibly smoother ride and further enhance Insignia's ride comfort

- Continuous damping control: Utilises data from up to 11 variables including acceleration, braking and cornering to constantly control the suspension for optimum stability, driver engagement and comfort. Operates in all three driving modes
- Gas-filled rear dampers: Insignia's rear dampers are increased to 37mm diameter for enhanced performance

## Performance, fuel economy, emissions and VED rates – hatchback/saloon models

	Performance (manufacturer's figures)		Fuel economy mpg (litres/100km)			CO <sub>2</sub> emissions (g/km)	VED*	
	Maximum speed (mph)	Acceleration 0-60mph (secs)	Urban driving	Extra-urban driving	Combined figure		First year rate	Standard rate
<b>Manual gearbox</b>								
1.8i 16v VVT	129	10.8	26.2 (10.8)	48.7 (5.8)	37.2 (7.6)	179	£315	£210
1.4i 16v Turbo	127	10.1	37.7 (7.5)	60.1 (4.7)	49.6 (5.7)	134	£115	£115
2.0i 16v Turbo	150	7.2	26.2 (10.8)	48.7 (5.8)	37.2 (7.6)	179	£315	£210
2.0CDTi 16v (130PS)	127	10.4	47.1 (6.0)	72.4 (3.9)	60.1 (4.7)	124	£0	£95
2.0CDTi 16v (130PS) ecoFLEX	129	10.4	53.3 (5.3)	72.4 (3.9)	64.2 (4.4)	116	£0	£30
2.0CDTi 16v (160PS)	135	8.9	44.1 (6.4)	65.7 (4.3)	55.4 (5.1)	134	£115	£115
2.0CDTi 16v (160PS) 4X4	134	9.6	40.4 (7.0)	58.9 (4.8)	50.4 (5.6)	149	£130	£130
2.0CDTi 16v (160PS) ecoFLEX	137	8.9	52.3 (5.4)	76.3 (3.7)	65.7 (4.3)	115	£0	£30
2.0CDTi 16v (195PS)	143	8.2	46.3 (6.1)	67.3 (4.2)	57.6 (4.9)	129	£0	£95
2.0CDTi 16v (195PS) 4X4	142	8.4	42.2 (6.7)	58.9 (4.8)	51.4 (5.5)	146	£130	£130
<b>Automatic transmission</b>								
2.0i 16v Turbo	149	7.3	21.6 (13.1)	44.8 (6.3)	32.1 (8.8)	206	£580	£260
2.8i V6 24v Turbo 4X4	155	6.7	17.0 (16.6)	36.7 (7.7)	25.7 (11.0)	258	£1000	£460
2.0CDTi 16v (130PS)	127	10.5	37.7 (7.5)	62.8 (4.5)	50.4 (5.6)	147	£130	£130
2.0CDTi 16v (160PS)	134	9.0	35.8 (7.9)	65.7 (4.3)	49.6 (5.7)	149	£130	£130
2.0CDTi 16v (160PS) 4X4	132	9.9	32.5 (8.7)	56.5 (5.0)	44.1 (6.4)	169	£265	£190
2.0CDTi 16v (195PS)	140	8.3	35.8 (7.9)	60.1 (4.7)	47.9 (5.9)	155	£165	£165

## Transmission

**Six-speed manual gearbox:** Standard on all models excluding Elite 2.8i V6 24v/2.0CDTi 16v (195PS) BiTurbo.

**Six-speed automatic transmission with Active Select function:** Standard on Elite 2.8i V6 24v/2.0CDTi 16v (195PS) BiTurbo models. Optional at extra cost on certain other models. Electronically controlled with adaptive driving function. Fluid drive with torque converter, lock-up clutch, neutral control fuel-saving feature and Active Select.

**Adaptive 4X4:** Electronically controlled permanent four-wheel drive with variable torque split between front and rear axles.

- Torque transfer device: When pulling away from standstill, or under acceleration, more power is diverted to the rear wheels for maximum grip
- Electronic limited-slip differential: Fitted to the rear axle, it can transfer up to 50% of the rear axle torque between the rear wheels

## Brakes

• Anti-lock Braking System (ABS)

• Dual circuit, diagonally split braking system

• Disc brakes all round

**Front ventilated:** 296mm diameter

**Rear solid:** 292mm diameter

1.4i 16v Turbo

1.8i 16v VVT

2.0CDTi 16v (130PS)

2.0CDTi 16v (130PS) ecoFLEX

2.0CDTi 16v (160PS) manual hatch/saloon

2.0CDTi 16v (160PS) ecoFLEX hatch/saloon

**Front ventilated:** 321mm diameter

**Rear ventilated:** 315mm diameter

2.0i 16v Turbo

2.0CDTi 16v (160PS) manual

Sports Tourer

2.0CDTi 16v (160PS) automatic

2.0CDTi 16v (160PS) ecoFLEX

Sports Tourer

2.0CDTi 16v (195PS) BiTurbo

**Front ventilated:** 337mm diameter

**Rear ventilated:** 315mm diameter

2.8i V6 24v Turbo 4X4

## Performance, fuel economy, emissions and VED rates – Sports Tourer models

	Performance (manufacturer's figures)		Fuel economy mpg (litres/100km)			CO <sub>2</sub> emissions (g/km)	First year rate	VED*	
	Maximum speed (mph)	Acceleration 0-60mph (secs)	Urban driving	Extra-urban driving	Combined figure			Standard rate	
<i>Manual gearbox</i>									
1.4i 16v Turbo	124	11.1	36.2 (7.8)	57.6 (4.9)	47.9 (5.9)	139	£115	£115	
2.0CDTi 16v (130PS)	124	10.9	45.6 (6.2)	68.9 (4.1)	57.6 (4.9)	129	£0	£95	
2.0CDTi 16v (130PS) ecoFLEX	124	10.9	53.3 (5.3)	70.6 (4.0)	62.8 (4.5)	119	£0	£30	
2.0CDTi 16v (160PS)	132	9.3	42.8 (6.6)	62.8 (4.5)	53.3 (5.3)	139	£115	£115	
2.0CDTi 16v (160PS) 4X4	130	10.0	40.9 (6.9)	57.6 (4.9)	50.4 (5.6)	149	£130	£130	
2.0CDTi 16v (160PS) ecoFLEX	134	9.3	50.4 (5.6)	72.4 (3.9)	62.8 (4.5)	119	£0	£30	
2.0CDTi 16v (195PS)	140	8.4	44.1 (6.4)	65.7 (4.3)	55.4 (5.1)	134	£115	£115	
2.0CDTi 16v (195PS) 4X4	139	8.6	40.9 (6.9)	57.6 (4.9)	50.4 (5.6)	149	£130	£130	
<i>Automatic transmission</i>									
2.8i V6 24v Turbo 4X4	154	7.0	16.5 (17.1)	35.8 (7.9)	25.0 (11.3)	265	£1000	£460	
2.0CDTi 16v (160PS)	130	9.5	35.3 (8.0)	61.4 (4.6)	47.9 (5.9)	155	£165	£165	
2.0CDTi 16v (160PS) 4X4	129	10.2	32.1 (8.8)	53.3 (5.3)	42.8 (6.6)	175	£265	£190	
2.0CDTi 16v (195PS)	137	8.5	35.3 (8.0)	58.9 (4.8)	47.1 (6.0)	158	£165	£165	

\*VED = Vehicle Excise Duty. Correct at time of publication (March 2012).

Fuel consumption and CO<sub>2</sub> emission data complies with the relevant EU testing regulations used by vehicle manufacturers to enable comparisons between different models. **Important:** Please note fuel consumption can be affected by many factors including driving style, road and traffic conditions, vehicle mileage and standard of maintenance. In addition these results relate to the particular vehicle tested, inevitably there will be differences between individual vehicles of the same model.

## Vauxhall supporting



## Smarter driving tips


- Drive at an appropriate speed:** Staying within the speed limit increases driver safety, reduces CO<sub>2</sub> emissions and saves fuel. At 70mph you could be using up to 9% more fuel than at 60mph and up to 15% more fuel than at 50mph
- Drive smoothly at all times:** Anticipate the ebb and flow of the traffic to avoid harsh acceleration and braking
- Reduce your revs:** Change gear earlier to help reduce fuel consumption – try 2500rpm with petrol engines and 2000rpm with diesel
- Idling is wasting fuel:** If you're likely to be at a standstill for more than three minutes, switch off the engine to save fuel
- Regularly check your tyre pressures:** Under inflated tyres increase CO<sub>2</sub> emissions whilst incorrectly inflated tyres can be unsafe. Always check your handbook for the correct tyre pressure. This will also help to increase the life of your tyres
- Remove unnecessary items from the car:** Extra weight increases the engine's workload, whilst roof racks and bike carriers increase wind resistance. All burn more fuel and increase CO<sub>2</sub> emissions

Vauxhall Assistance and warranties



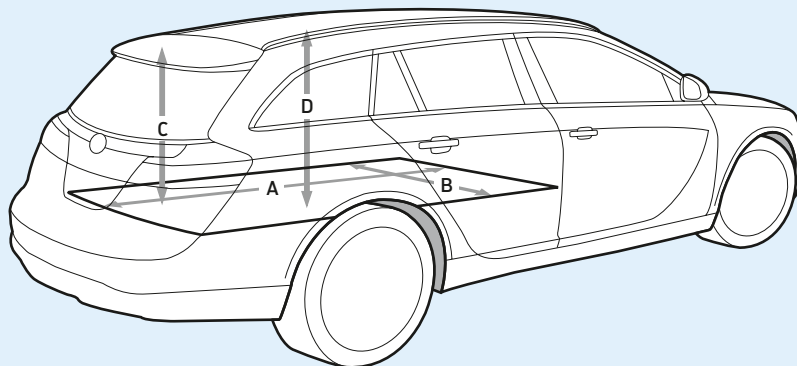
See back cover for details of our comprehensive warranties.

Hill Start Assist (HSA)



Maintains the brake pressure for a short period after the brake pedal has been released when pulling away on a gradient of 5% or more; this helps prevent the vehicle from rolling back. The pressure is released as soon as the driver presses the accelerator and the car begins to move forward.

Loadspace dimensions see table below



Loadspace dimensions millimetres (inches)

	Sports Tourer
Maximum load floor length – rear seats folded (A)	1908 (75.1)
Maximum load floor length – rear seats up	1086 (42.8)
Maximum rear floor width (B)	1060 (41.7)
Maximum load area height (D)	778 (30.6)
Loading height from ground level (unladen)	650 (25.6)
Maximum tailgate aperture width	1064 (41.9)
Maximum tailgate aperture height (C)	684 (26.9)
Maximum load area height beneath luggage compartment cover	447 (17.6)

Luggage capacities\* litres (cu.ft.)

	Load volume (minimum)**	Load volume (maximum)
Hatchback	530 (18.7)	1470 (51.9)†
Saloon	500 (17.7)	1015 (35.8)††
Sports Tourer	540 (19.1)	1530 (54.0)†

\* = Measured using the ECIE method. \*\* = Under luggage compartment cover – rear seats up. † = To roof – rear seats folded. †† = To upper edge of front seat back.

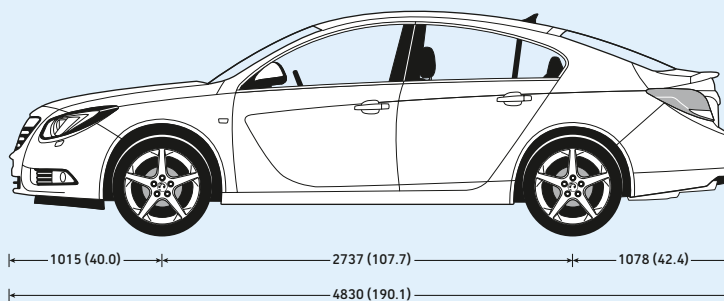
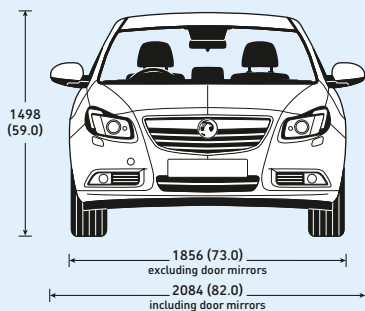
Fuel tank capacity litres (gallons)

All models	70 (15.4)
------------	-----------

## Exterior dimensions millimetres (inches)

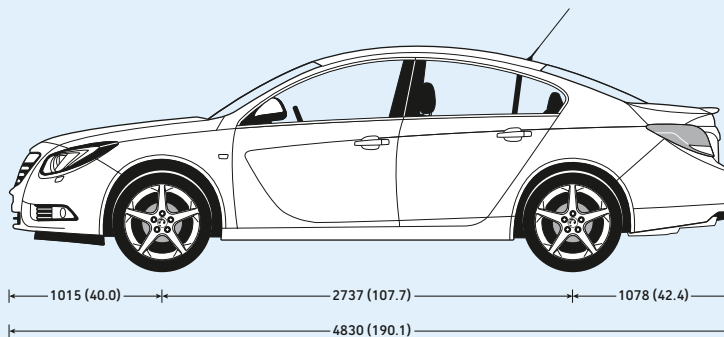
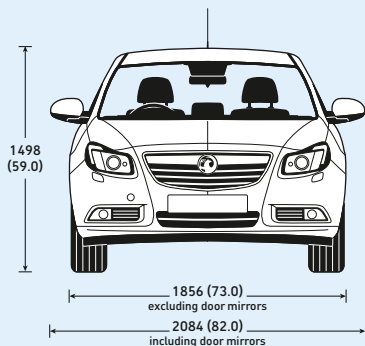
### Hatchback

Drag co-efficient:  
Cd 0.27 (Cd 0.26  
on ecoFLEX)



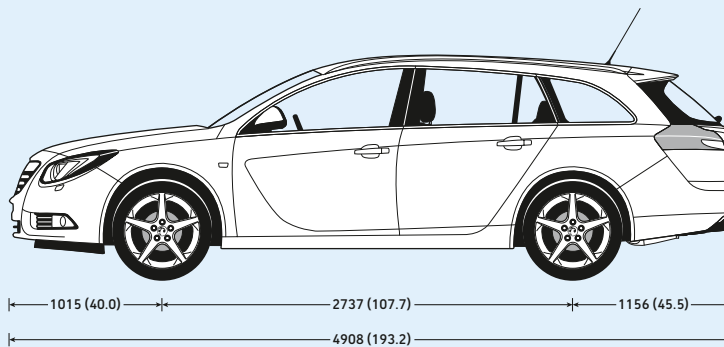
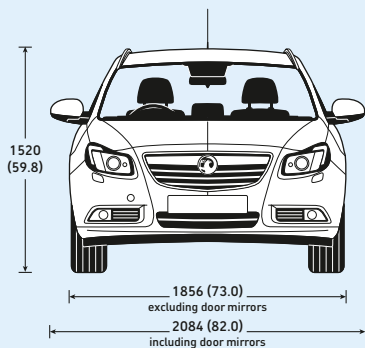
### Saloon

Drag co-efficient:  
Cd 0.27



### Sports Tourer

Drag co-efficient:  
Cd 0.30



# Trust Vauxhall

## Vauxhall Insurance

Available for new and used Vauxhalls, a Vauxhall Insurance policy offers a unique package designed specifically for Vauxhall drivers. For a highly competitive quotation, call **0844 463 2670**. Or just visit our website at [www.vauxhall.co.uk](http://www.vauxhall.co.uk)

## Fleet Customer Services

Our dedicated support services for fleet managers includes factory demonstrators, a three-day test drive programme and information on whole life costs, company car taxation and finance. For further information please call **0870 010 0651**.



## Servicing and maintenance

The best way to maximise the performance and reliability of your Vauxhall is to have all routine servicing and maintenance carried out at one of around 400 Vauxhall retailers. To find your nearest retailer call **0845 600 1500**.

## In the event of an accident...

Vauxhall Accident Support helps keep you mobile following an accident. Benefits include scene-of-accident advice, message service, assistance with claims and vehicle recovery. For further details call **0800 010 304**.

## Proud Sponsor of Home Nations Football



## For more information...

For a brochure on any Vauxhall model (up to a maximum of three per caller) or location of your nearest Vauxhall retailer please call **0845 600 1500**.

Alternatively, details can be found on our website at [www.vauxhall.co.uk](http://www.vauxhall.co.uk)

Join us online:



Scan this QR code with your smartphone for more information. Don't forget to download a QR reader from your app store first.

## Vauxhall Lifetime Warranty

We're so confident in Vauxhall quality and reliability that we are now able to offer a lifetime warranty. Available to the first owner of all new Vauxhall passenger cars, it's valid for the lifetime of the vehicle up to a maximum of 100,000 miles\*. In addition, our warranty also includes Vauxhall Assistance for 12 months from first registration and six years body panel anti-perforation warranty. Full details of Vauxhall's warranties including terms, conditions and exclusions can be obtained through any authorised Vauxhall retailer or go to: [www.vauxhall.co.uk/warranty](http://www.vauxhall.co.uk/warranty)

**LIFETIME**  
WARRANTY 100,000 MILE

\*Vauxhall Lifetime Warranty covers lifetime ownership of first car owner, 100,000 mile limit, annual check required. The warranty excludes wear and tear and serviceable items and the vehicle must be serviced in accordance with the manufacturer's servicing schedule to continue the lifetime warranty. Terms and conditions apply. Offer available to all Vauxhall passenger cars (this offer does not apply to car-derived vans) from 1st August 2010.

Every effort has been made to ensure that the contents of this publication were accurate and up-to-date at the time of publication (March 2012). Vauxhall vehicles are equipped with components manufactured by various General Motors operating units and outside suppliers. The Company reserves the right to alter specifications and withdraw products from sale without notice. Any such alterations will be notified to Vauxhall retailers at the earliest opportunity, please consult your local retailer for the latest information. The specifications detailed within this brochure are not necessarily applicable to alternative models such as Special Editions. Details of any such models will be contained in specific literature or found on the Vauxhall website. Please note that Vauxhall retailers are not the agents of General Motors UK Limited and are not authorised to bind the Company by any specific or implied undertaking or representation. It is advisable to ensure that your motor insurance policy provides adequate cover for additional fitted options and accessories. Please note accessories shown are for illustrative purposes only. As part of Vauxhall's policy of environmental care, this brochure is printed on paper manufactured using Elemental Chlorine Free pulps from specially farmed, sustainable timber resources. All rights reserved. No part of this publication may be reproduced in any form or by any means, without the prior written permission of General Motors UK Limited.



**VAUXHALL**