

# MOVANO Chassis Cabs and Conversions

2016 Models Edition 1



# Movano. Fit for purpose



With chassis cabs, crew cabs, platform cabs and purpose-built factory conversions available, Movano is big on choice. It's incredibly versatile, too, with front-wheel drive, rear-wheel drive and heavy-duty twin rear-wheel drive options available. The 2.3CDTi 16v 125PS is now joined by two BiTurbo Start/Stop variants – 136PS and 163PS – offering high performance and better economy over the outgoing 146PS models. Of course, all Movano factory conversions carry the full Vauxhall three-year/100,000 mile warranty on both the chassis and the conversion. So, whichever model you choose, you can be confident your Movano will always be 100% fit for purpose.





**Trade Van Driver**  
AWARDS  
**2014**

Traders' Choice

**Trade Van Driver**  
AWARDS  
**2014**

Best Conversion Range

*Models illustrated left to right: L4 H1 R3500 RWD HD box van with optional wind deflector, L4 H1 3500 RWD HD crew cab dropside and L2 H1 R3500 RWD HD tipper.*

# The benefits of forward thinking

The success of any vehicle conversion stems from the thought put in at the planning stage. All Movano chassis cabs and platform cabs have been engineered to provide a solid base for a host of conversions, with particular emphasis paid to the needs of specialist convertors.



- |   |                                 |
|---|---------------------------------|
| 08 Cabin versatility                            | 18 Tipper                       |
| 10 Cabin  | 20 Dropside                     |
| 12 Crew cab                                     | 22 Box van                      |
| 14 Drivetrains                                  | 24 Recognised conversions       |
| 16 Chassis cabs, crew cabs<br>and platform cabs | 26 Colours and trims            |
|   | 28 Technical data and equipment |

*Some of the vehicles shown in this brochure include options and accessories available at extra cost. And not all of the features described are available on every model. So please check the equipment and technical data section for further details.*



*Models illustrated left to right: L2 H2 F3500 platform cab, L2 H1 F3500 chassis cab, L3 H1 R3500 crew cab. All shown fitted with full-size wheel trims, optional at extra cost. Platform cab also features Convenience Pack, optional at extra cost.*



TB016

TAKEUCHI

Movano



## Get on the right foot

No two jobs are the same and no two worksites present the same challenge. Movano chassis cabs and crew cabs cover all areas, with three load lengths and single rear wheels – or dual rear wheels when better traction and higher GVWs (up to 4500kg) are required. Our front-wheel drive chassis cabs and platform cabs are rated at 3500kg and provide a lower kerbweight to maximise payload capacity when that's the key issue.



Model illustrate features Convenience Pack, Storage Pack, air conditioning and cruise control, optional at extra cost.



## Versatility

Movano's cabin is equipped with plenty of large – and useful – storage facilities as standard. That means door pockets big enough to hold a 2-litre bottle. Twin overhead storage shelves. Coin and ticket holders. And extensive fascia storage.

But for some operators, we recognise that won't be enough! The Convenience and Storage Pack options help transform the cab into a state-of-the-art, full-on mobile office.



VX\_N\_MOV\_15053

### Facia storage

All Movano models feature a semi-covered tray on top of the dashboard.



VX\_N\_MOV\_15098

### Overhead storage

There's a handy shelf above both driver and passengers.



VX\_N\_MOV\_20779

### Large door pockets

A 2-litre water bottle or other bulky items can be accommodated. Lower door pockets are optional as part of the Storage Pack.



VX\_N\_MOV\_16003

### Underseat storage

Convenience Pack also includes a large enclosed storage space accessed via the folding seat cushions.

### Features include:\*

- > Twin overhead storage shelves
- > 11-litre passenger glovebox
- > Coin and ticket holders

### Option Packs:\*

#### Convenience Pack includes:

- > Retractable dashboard document clip
- > Multi-function office bench seat with folding seat back on centre passenger seat including swivelling work tray
- > Underseat storage

#### Storage Pack includes:

- > Facia-mounted lidded storage compartment
- > Lower front door pockets
- > 12-volt accessory socket

\*Not all features and options are available on every model. Please refer to pages 28-35 and the Movano Conversions Price Guide for further details.

# Cabin

Movano raises the bar on cabin design, creating a practical, well-equipped driver environment. With a height-adjustable steering wheel and a driver's seat that's adjustable for height, reach and rake, it's one workspace you won't mind spending time in. Outstanding ergonomics – allied to high levels of equipment (including an excellent audio package that now includes digital radio, Bluetooth® connectivity and USB facility as standard), maximum ease of access and a superb driving position – come together to create the right travelling and working experience, whatever job you're undertaking.

And, whatever the nature of your business, Movano options allow you to create a workspace that is completely in tune with your individual and professional needs.



VX\_N\_MOV\_15057

**Optional digital tachograph\*\***  
Computes driving and rest time, enabling fleet management data to be analysed.



VX\_MOV\_23520

**Dynamic satellite navigation†**  
IntelliLink infotainment system with 7-inch colour touch-screen facility.



VX\_N\_MOV\_15007

**Bluetooth® connectivity**  
Virtually universal in compatibility and enables hands-free mobile phone communication.



VX\_N\_MOV\_15051

**Air-suspended driver's seat**  
An eight-way adjustable, air-suspended driver's seat for comfort in all conditions is optional at extra cost.

## Features include:\*

- › Six-way adjustable driver's seat
- › Driver's seat armrest
- › Dual front passengers' bench seat
- › CD 16 BT USB CD/MP3 CD player/ stereo radio with integrated display
- › Digital radio
- › Steering column-mounted audio and phone controls
- › Aux-in socket and USB facility
- › Bluetooth® connectivity
- › Electrically operated front windows

## Additional options include:\*

- › Air conditioning with pollen filter and chilled glovebox
- › 'Comfort' driver's seat
- › Single 'Comfort' front passenger's seat

\*Not all features and options are available on every model. Please refer to pages 28-35 and the Movano Conversions Price Guide for further details.

\*\* Vehicles fitted with a digital tachograph include an odometer display, in kilometres, replacing the standard odometer display on the instrument cluster.

†Available early 2016.



*Model illustrated features Convenience Pack, Storage Pack, air conditioning and cruise control, optional at extra cost.*

VX\_MOV\_22388



# Crew cab

When three seats are not enough, our Movano crew cab model really comes into its own. The rear bench seat, with additional, generous underseat storage space, accommodates up to four more crew members, each protected by head restraints and each safeguarded by inertia-reel lap and diagonal seatbelts.



VX\_N\_MOV\_16199

## Practical and safety-conscious

Whether you're travelling one-up or seven-up, crew cab pays serious attention to the needs of driver and crew. Fabrics are hard-wearing and easy to clean, comfort levels high and safety features impressive; in fact everything you'd expect of this award-winning model.



VX\_N\_MOV\_16200

## Underseat stowage

Storage is never an issue with our out-of-sight, out-of-mind underseat storage facility.

## Choices available:

- › Three load lengths with rear-wheel drive (L2, L3, L4)
- › Two load lengths with front-wheel drive (L2, L3)
- › Two GVWs (3500 and 4500kg)





*L3 H1 R3500 HD crew cab dropside illustrated features front fog lights, optional at extra cost.*



*L2 H1 F3500 chassis cab dropside illustrated features front fog lights, optional at extra cost. Also fitted with full-size wheel trims, optional at extra cost.*

# Drivetrains

At the heart of Movano lies a 2.3 litre 16-valve common rail diesel engine. It delivers seriously impressive performance, excellent fuel economy with low emissions. To start with, the Euro 5 compliant engine is available in three power outputs 125PS/310Nm or 136PS/340Nm and 163PS/360Nm with the new BiTurbo Start/Stop variants. All deliver high levels of low-end torque. Along with substantial durability improvements, servicing requirements have also been drastically reduced – up to 25,000 miles/two years.

## BI TURBO

Our top-of -the-range, new BiTurbo engines feature Start/Stop technology and an ECO mode function helping to deliver excellent fuel consumption. Better still, the high power and torque levels make driving the Movano a pleasure – whatever the load on board.

Transmission-wise, a six-speed gearbox – with an electronic 'Shift' indicator – is standard for smooth and economical operation.



VX\_N\_MOV\_16002

### Six-speed manual gearbox

The manual gearbox features six speeds and an electronic 'shift' indicator.

### Choice of engines:

- > 2.3CDTi 16v 125PS
- > 2.3CDTi 16v BiTurbo 136PS Start/Stop ecoFLEX
- > 2.3CDTi 16v BiTurbo 163PS Start/Stop ecoFLEX

### Features include:\*

- > Six-speed manual gearbox
- > Power-assisted steering

### Options include:\*

- > Locking rear differential (RWD models)
- > Engine-driven power take-off
- > Gearbox-driven power take-off (RWD models)
- > Cruise control
- > Increased engine idle speed

*\*Not all features and options are available on every model. Please refer to pages 28-35 and the Movano Conversions Price Guide for further details.*

# Flexibility

Chassis cab, crew cab and platform cab models extend Movano's flexibility still further providing the perfect base for one of three factory-built conversions – tipper, dropside or box van.

These conversions come with a full and comprehensive Vauxhall three-year/100,000 mile warranty – a warranty that extends to both the cab and the conversion.

## Chassis cabs

Movano chassis cab models feature rugged box section chassis rails, featuring wide top sections with built-in mounting points. The bolted rear under-run bar provides additional in-built safety, as well as ample margins for additional bodywork while retaining outstanding payloads.

- Three load lengths (L2, L3, L4)
- Two GVWs (3500kg or 4500kg)
- Front-wheel drive, rear-wheel drive or heavy-duty twin rear-wheel drive



VX\_MOV\_22092

L2 H1 F3500 chassis cab illustrated.



## Crew cabs

Crew cab models provide the same choice of body configurations and GVWs as our chassis cab variants but introduce an added dose of versatility by providing extra accommodation for four additional crew members.

- Three load lengths (L2, L3, L4)
- Two GVWs (3500kg or 4500kg)
- Front-wheel drive, rear-wheel drive or heavy-duty twin rear-wheel drive



L3 H1 R3500 crew cab illustrated.

## Platform cabs

Platform cabs are ideal for those conversions requiring a low floor and walk-through access from the cab. The interface panel makes for easy integration of the cab with the conversion body, while an extended-length wiring loom is available to power the rear lights or extended conversions.

- Two load lengths (L2, L3)
- Two roof heights (H1, H2)
- One GVW (3500kg)
- Front-wheel drive



L2 H2 R3500 platform cab illustrated features full-size wheel trims and Convenience Pack, optional at extra cost.



*L3 H1 R3500 HD crew cab tipper illustrated features front fog lights, optional at extra cost.*

# Tipper

Particularly suited to the needs of the construction industry, the factory-built Movano tipper features a five-stage chrome-plated underfloor ram and 50° tip angle. The tipping mechanism itself employs a high performance, 2kW electro-hydraulic power pack; the tipping action can be easily operated by one person, using hand-held controls on a wander lead.

- Two load lengths (L2, L3)
- Two GVWs (3500kg or 4500kg)
- Front-wheel drive or heavy-duty, twin rear-wheel drive
- Chassis cab or crew cab models

## Features include:\*

- › Tipper platform width 2040mm, length up to 3205mm
- › Steel platform and front panel, hot-dip galvanised and dark grey polyester powder coated
- › Cab protection including ladder frame
- › Remote tipping control with cab-mounted, spiral wander lead
- › Side under-run bars
- › Top and bottom hinged tailboard
- › Double-skinned, anodised aluminium side- and tailboards
- › Gantry lugs for ladder restraint
- › 'Tipper in action' warning buzzer
- › Power pack isolation switch
- › Standard half-height toolbox (L3 tippers)
- › Rear light protection grilles (optional)

*\*Not all features and options are available on every model. Please refer to pages 28-35 and the Movano Conversions Price Guide for further details.*



VX\_N\_MOV\_16444



VX\_N\_MOV\_16445



VX\_N\_MOV\_16446



*L2 H1 F3500 chassis cab dropside illustrated features full-size wheel trims, optional at extra cost.*



# Dropside

The Vauxhall-manufactured dropside conversion builds on Movano's in-built flexibility with a host of practical additions. The totally flat load platform – with a load length of up to 4470mm, low loading height and zero wheel arch intrusion – features load restraint lashing eyes and an anti-slip resin finish.

- Three load lengths (L2, L3, L4)
- Two GVWs (3500kg or 4500kg)
- Front-wheel drive, rear-wheel drive and heavy-duty twin rear-wheel drive
- Chassis cab or crew cab models

## Features include:\*

- › Steel load platform with resin-coated wooden floor
- › Load platform width 2040mm
- › 400mm high, removable, double-skinned, anodised aluminium side- and tailboards
- › Recessed, retractable lashing eyes in deck perimeter
- › Side under-run bars
- › Cab protection including ladder frame
- › Removable rear ladder rack and toolbox (optional)



VX\_N\_MOV\_16444



VX\_N\_MOV\_16448

*\*Not all features and options are available on every model. Please refer to pages 28-35 and the Movano Conversions Price Guide for further details.*

# Box van

With up to 22cu.m of cargo volume available, the factory-built Movano box van is capable of swallowing a huge load with ease. Inside, the strong yet lightweight body features a completely flat, slip-resistant load floor, accessible via twin 270° opening doors or an aluminium roller shutter (optional at extra cost).

- Two load lengths (L3, L4)
- Two GVWs (3500kg or 4500kg)
- Front-wheel drive, rear-wheel drive or heavy-duty, twin rear-wheel drive

## Features include:\*

- › Aluminium frame with smooth-finished polyester walls and doors
- › Translucent roof
- › Anti-slip floor
- › Three carpet-covered aluminium interior protection strips
- › Loadspace length up to 4580mm
- › Loadspace width 2150mm
- › Interior height 2200mm
- › Twin 270° opening doors
- › Luton head (optional)
- › Aluminium rear roller shutter (optional, illustrated right)
- › Wind deflector (optional)



VX\_MOV\_20843



VX\_N\_MOV\_16449

VX\_N\_MOV\_17793

*\*Not all features and options are available on every model. Please refer to pages 28–35 and the Movano Conversions Price Guide for further details.*



*L4 H1 R3500 HD box van features Luton head, optional at extra cost.*

# Approved conversions

The Movano range also provides an excellent basis for a wide variety of specialist body conversions including our range of Vauxhall approved conversions\*. Log on to [www.vauxhall.co.uk/movanoconversions](http://www.vauxhall.co.uk/movanoconversions) for more detailed information.

## Approved conversions include:

- > Luton Vans and Box Bodies including low-floor versions
- > Dropsides
- > Tippers
- > Car Transporter
- > Refrigerated Vans and Box Bodies
- > Utility Cab Tipper
- > Parcel Van
- > Welfare Vans
- > 17-seat Minibus
- > 4x4 Conversion



VX\_MOVTIP\_22325

Movano L2 H1 R3500 Chassis Crew Cab VFS Tipper and Utility Cab conversion.

*\*The comprehensive Vauxhall three-year/100,000 mile warranty applies to the chassis cab only and not the approved conversion.*



# Vauxhall



VX\_MOVTRAN\_20121





*Movano L4 H1 R4500HD Chassis Cab featuring the Translite Car Transporter conversion.*

# Colours and trims

Movano's business-like appearance is exemplified by the smart choice of colours available. The cloth or vinyl trims have been chosen as much for their hard-wearing properties as they have for their visual appeal.

Arctic White – solid



VX\_N\_MOV\_16661

Signal Blue – solid



VX\_N\_MOV\_16669

Mandarin Orange – solid



VX\_N\_MOV\_16664

North Sea Blue – solid



VX\_N\_MOV\_16665

Poppy Red – solid



VX\_N\_MOV\_16667

Saffron Yellow – solid



VX\_N\_MOV\_16668

Ink Blue – solid



VX\_N\_MOV\_16663

Halo Silver – two-coat metallic\*



VX\_N\_MOV\_16662

Ambient Blue – two-coat metallic\*



VX\_N\_MOV\_16660

Pearl Black – two-coat metallic\*



VX\_N\_MOV\_19232

*Due to the limitations of the printing process the colours reproduced may vary from the actual colour. As a result they should be used as a guide only.*

*Please note: The colours illustrated apply to the vehicle cab only. Certain alternative colours are available for special order on Movano. Restrictions apply so please consult your Commercial Vehicle retailer for more details.*



VX\_N\_M0V\_15066

**Grey Pulse cloth**

Hard-wearing Grey Pulse cloth trim is fitted as standard across the range.



VX\_N\_M0V\_15067

**Grey vinyl\*\***

Alternatively, grey vinyl trim can be specified at no extra cost for customers requiring a more workmanlike, wipe-clean option.

Exterior colours	Trim	
	Grey Pulse cloth	Grey vinyl**
<b>Solid</b>		
Arctic White	•	•
Signal Blue	•	•
Mandarin Orange	•	•
North Sea Blue	•	•
Poppy Red	•	•
Saffron Yellow	•	•
Ink Blue	•	•
<b>Two-coat metallic (available at extra cost)*</b>		
Halo Silver	•	•
Ambient Blue	•	•
Pearl Black	•	•

• = Available.

\*Optional at extra cost.

\*\*Grey vinyl seat trim is optional at no extra cost.

## Engines

	2.3CDTi 125PS	2.3CDTi 136PS BiTurbo with Start/Stop	2.3CDTi 163PS BiTurbo with Start/Stop
Fuel type	Diesel	Diesel	Diesel
Capacity	2298cc	2298cc	2298cc
Maximum power	125PS (92kW) @ 3500rpm	136PS (100kW) @ 3500rpm	163PS (120kW) @ 3500rpm
Maximum torque	310Nm (229 lb.ft.) @ 1250-2500rpm	340Nm (250 lb.ft.) @ 1500rpm	360Nm (266 lb.ft.) @ 1500rpm
Configuration	4 cylinders, 4 valves per cylinder, double overhead camshafts		
Fuel/induction system	Fixed geometry turbocharger and intercooler. Common rail fuel injection	Twin variable geometry turbochargers and intercoolers. Common rail fuel injection	
Emission compliance	Euro 5		
Service interval	25,000 miles or two years (whichever occurs sooner)		

## Fuel economy and emissions

Fuel economy and emissions data for the Movano range are listed in the Commercial Vehicle Price Guide available from your Vauxhall retailer or online at:

[www.vauxhall.co.uk](http://www.vauxhall.co.uk)

## Transmissions

**FWD feature:** Transverse engine/gearbox

**RWD feature:** Longitudinal engine/gearbox

- Front-wheel drive available on all models
- Rear-wheel drive available on all models excluding platform cabs
- Six-speed manual gearbox

## Steering

- Power-assisted rack and pinion system
- Turns lock-to-lock: 3.7
- Turning circles (kerb-to-kerb/wall-to-wall):

	Kerb-to-kerb	Wall-to-wall
L2 FWD	13.6m (44.6ft.)	14.1m (46.2ft.)
L3 FWD	15.7m (51.5ft.)	16.2m (53.1ft.)
L3 RWD	13.6m (44.6ft.)	14.1m (46.2ft.)
L4 RWD	15.7m (51.5ft.)	16.2m (53.1ft.)

## Suspension

**Front (FWD/RWD):** MacPherson type with independent double wishbones, coil springs and telescopic dampers

**Rear (FWD):** Tubular axle with variable-rate single leaf springs and telescopic dampers.

**Rear (RWD):** Tubular axle with variable-rate double leaf springs (triple leaf on 3500 HD/4500 HD models) and telescopic dampers.

## Fuel tank capacity

- 80 litres (17.6 gallons)
- 105 litres (23.1 gallons) optional. Not available on Factory conversions

## Brakes

- Electronic Stability Programme-plus (ESP-plus) with traction control
- Four-channel Anti-lock Braking System (ABS) with electronic brakeforce distribution
- Emergency brake assist
- Vacuum servo-assisted system
- Low brake fluid level warning light
- Floor-mounted parking brake lever

**Front ventilated disc brakes:**

FWD/RWD 302mm x 28mm.

**Rear disc brakes:**

FWD/RWD 305mm x 12mm.

RWD HD 305mm x 18mm.

## Movano body

- Six-year body panel anti-perforation warranty
- Anti stone-chip mastic coating on sills
- Flush-fitted windscreen
- Detachable front towing eye
- Rear towing eye

## Wheels and tyres

- 3500 FWD models – 6.5J x 16-inch steel wheels with 225/65 R 16 tyres
- 3500 RWD models (excluding HD models) – 7J x 16-inch steel wheels with 235/65 R 16 tyres
- 3500/4500 RWD HD models – 5.5J x 16-inch steel wheels with 195/75 R 16 tyres
- Full-size spare wheel
- No-cost option, tyre inflation kit in lieu of spare wheel (excluding RWD models)

## Electrics

**Maintenance-free battery:** 95Ah.

**Alternator:** 185A.

Chassis cab/crew cab/  
platform cab standard features

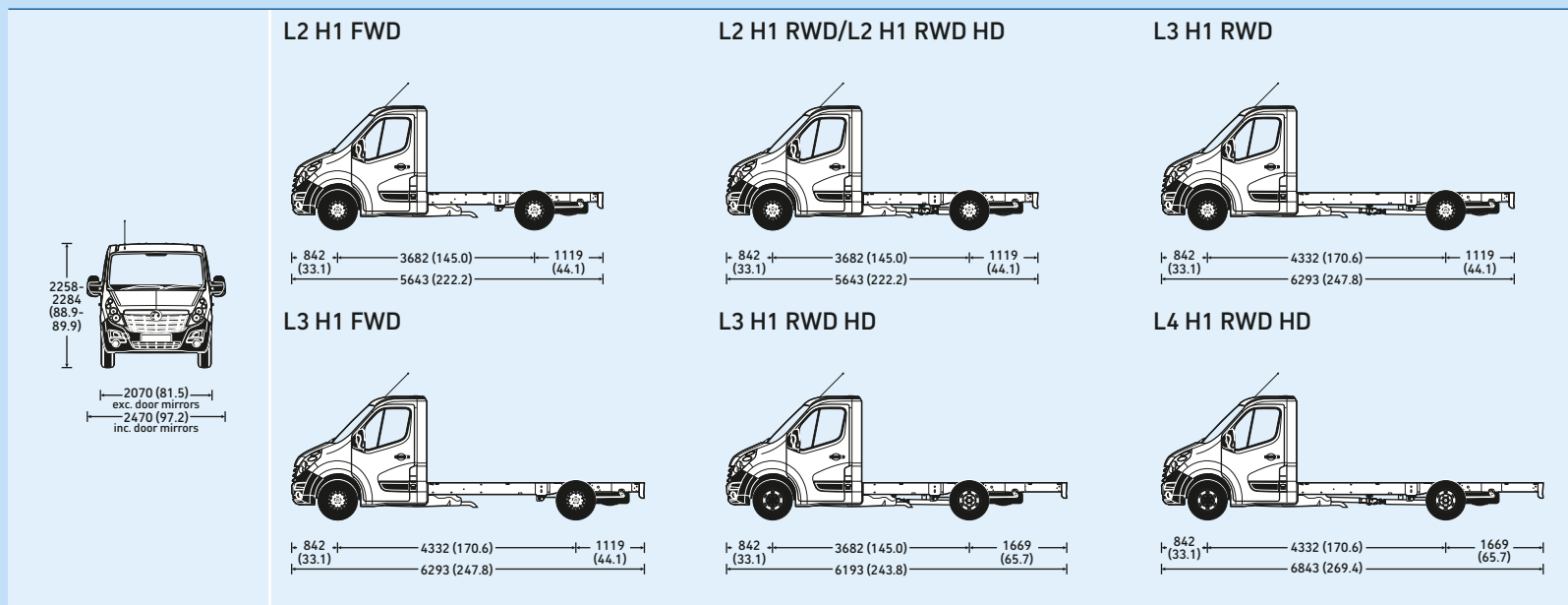
- Driver's airbag
- Height-adjustable padded head restraints
- Inertia-reel lap and diagonal seatbelts

- Height-adjustable outer front seatbelts
- Remote control selective door locking (cab only)
- Electronic engine deadlock immobiliser
- Tachograph (R4500 HD models)\*
- CANbus interface (R4500 HD models)
- 56mph (90km/h) speed limiter (R4500 HD models)
- Height-adjustable steering wheel
- Two 12-volt electrical accessory sockets
- Driver's seat with armrest, adjustable for height, reach and rake
- Dual front passengers' bench seat with fold-flat facility and underseat storage facility
- Single front passenger seat (L3 3500 HD Crew cab tipper models)
- Electrically operated front windows
- Electrically adjustable/heated door mirrors (wide-angle on driver's side)

\* = Must be specified at time of ordering as it cannot be fitted retrospectively. Vehicles fitted with tachograph include odometer display, in kilometres, replacing standard odometer display on instrument cluster. Option price for digital tachographs do not include calibration which must be carried out at an approved tachograph centre within 14 days of the vehicle's registration.

**Please note:** The legislation regarding the use of tachographs is complex and operators should seek independent advice or speak to the Commercial Vehicle specialist at your Vauxhall retailer to ensure compliance. Alternatively your local DVLA office will also be able to provide clarification of the relevant legislation.

## Chassis cab exterior dimensions mm (inches)

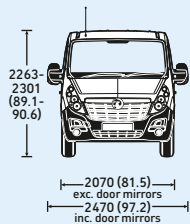


## Weights and towing data†

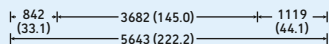
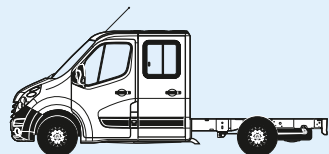
Chassis cabs	UK plated weights and kerbweights kg				Payload kg (see notes below)	Plated Gross Combination Weights (GCW) kg
	Front axle Plated	Rear axle Plated	GVW	Total Kerb		
L2 H1 FWD 3500 2.3CDTi	1850	2100	3500	1686	1814	6000
L3 H1 FWD 3500 2.3CDTi	1850	2100	3500	1707	1793	6000
L2 H1 RWD 3500 2.3CDTi	1850	2300	3500	1835	1665	6000
L2 H1 RWD HD 3500 2.3CDTi	1850	2800	3500	1967	1533	7000
L2 H1 RWD HD 4500 2.3CDTi	1850	3200	4500	2079	2421	7500
L3 H1 RWD 3500 2.3CDTi	1850	2300	3500	1860	1640	6000
L3 H1 RWD HD 3500 2.3CDTi	1850	2800	3500	1975	1525	7000
L3 H1 RWD HD 4500 2.3CDTi	1850	3200	4500	2087	2413	7500
L4 H1 RWD HD 3500 2.3CDTi	1850	2800	3500	2005	1495	7000
L4 H1 RWD HD 4500 2.3CDTi	1850	3200	4500	2116	2384	7500

† = **Kerbweights** are minimum vehicle kerbweight according to European Type Approval and include all fluids, tools and a 90% fuel load. They will vary according to the vehicle specification (including options and accessories) with a corresponding variation in payload. Kerbweights are also subject to manufacturing tolerances. **Payload** figures do not allow for the weight of the driver, or any passengers, which should therefore be deducted from the figures shown. UK Specification adds radio and deadlocks to base vehicle reducing payload by 5kg. Please note that the optional Plus Pack adds up to 25kgs with a corresponding decrease in payload. **Gross plated weights** (including axle weights) quoted on the vehicle plate are to UK plated weight specification and must never be exceeded. All conversions must follow Vauxhall Converter Requirements including recommended dimensional data, detailed within chapter 7, Part 1 (of 6), available at: [www.vauxhall.co.uk/conversiondata](http://www.vauxhall.co.uk/conversiondata) - For further information please contact [conversions@vauxhall.co.uk](mailto:conversions@vauxhall.co.uk) The weight of any fitted conversion body will have to be deducted from these figures to establish actual payload and is subject to correct weight distribution. Variations from the recommended dimensions or weights may affect the vehicle's overall centre of gravity and stability. From 29 April 2013 conversion of N1 vehicles was affected by changes to type approval - for further information refer to the VCA website (N2 vehicles were affected from 29 October 2014).

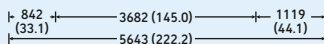
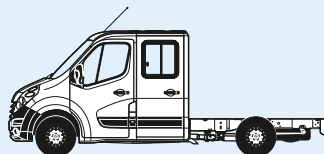
Crew cab exterior dimensions mm (inches)



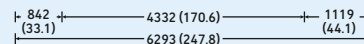
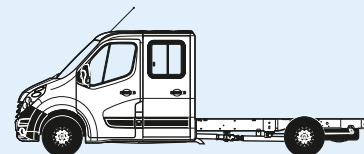
L2 H1 FWD



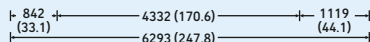
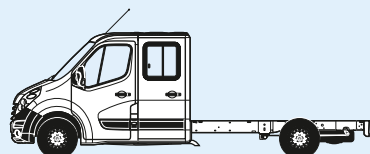
L2 H1 RWD



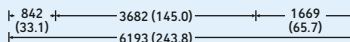

L3 H1 RWD



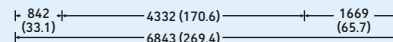
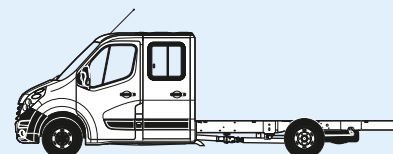
L3 H1 FWD



L3 H1 RWD HD



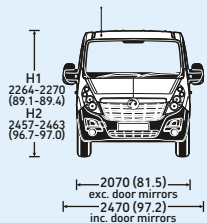
L4 H1 RWD HD



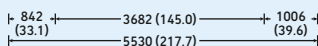

Weights and towing data†

Crew cabs	UK plated weights and kerbweights kg				Payload kg (see notes below)	Plated Gross Combination Weights (GCW) kg
	Front axle Plated	Rear axle Plated	GVW	Total Kerb		
L2 H1 FWD 3500 2.3CDTi	1850	2100	3500	1887	1613	6000
L3 H1 FWD 3500 2.3CDTi	1850	2100	3500	1915	1585	6000
L2 H1 RWD 3500 2.3CDTi	1850	2300	3500	2037	1463	6000
L3 H1 RWD 3500 2.3CDTi	1850	2300	3500	2068	1432	6000
L3 H1 RWD HD 3500 2.3CDTi	1850	2800	3500	2154	1346	7000
L3 H1 RWD HD 4500 2.3CDTi	1850	3200	4500	2154	2346	7500
L4 H1 RWD HD 3500 2.3CDTi	1850	2800	3500	2223	1277	7000
L4 H1 RWD HD 4500 2.3CDTi	1850	3200	4500	2223	2277	7500

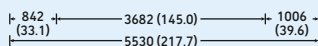

Platform cab exterior dimensions mm (inches)



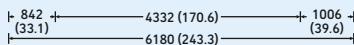
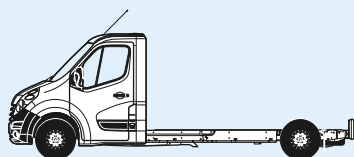
L2 H1 FWD



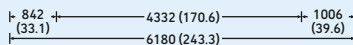

L2 H2 FWD



L3 H1 FWD



L3 H2 FWD

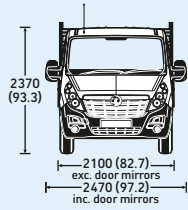


Weights and towing data†

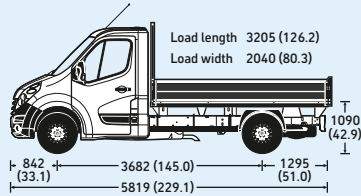
Platform cabs	UK plated weights and kerbweights kg					Payload kg (see notes below)	Plated Gross Combination Weights (GCW) kg
	Front axle Plated	Rear axle Plated	GVW	Total Kerb			
L2 H1 FWD 3500 2.3CDTi	1850	2100	3500	1578		1922	6000
L2 H2 FWD 3500 2.3CDTi	1850	2100	3500	1593		1907	6000
L3 H1 FWD 3500 2.3CDTi	1850	2100	3500	1599		1901	6000
L3 H2 FWD 3500 2.3CDTi	1850	2100	3500	1613		1887	6000

† = **Kerbweights** are minimum vehicle kerbweight according to European Type Approval and include all fluids, tools and a 90% fuel load. They will vary according to the vehicle specification (including options and accessories) with a corresponding variation in payload. Kerbweights are also subject to manufacturing tolerances. **Payload** figures do not allow for the weight of the driver, or any passengers, which should therefore be deducted from the figures shown. UK Specification adds radio and deadlocks to base vehicle reducing payload by 5kg. Please note that the optional Plus Pack adds up to 25kgs with a corresponding decrease in payload. **Gross plated weights** (including axle weights) quoted on the vehicle plate are to UK plated weight specification and must never be exceeded. All conversions must follow Vauxhall Converter Requirements' including recommended dimensional data, detailed within chapter 7, Part 1 (of 6), available at: [www.vauxhall.co.uk/conversiondata](http://www.vauxhall.co.uk/conversiondata) – For further information please contact [conversions@vauxhall.co.uk](mailto:conversions@vauxhall.co.uk) The weight of any fitted conversion body will have to be deducted from these figures to establish actual payload and is subject to correct weight distribution. Variations from the recommended dimensions or weights may affect the vehicle's overall centre of gravity and stability. From 29 April 2013 conversion of N1 vehicles was affected by changes to type approval – for further information refer to the VCA website (N2 vehicles were affected from 29 October 2014).

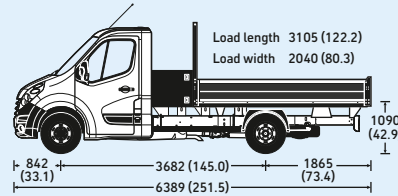
**Tipper exterior dimensions** mm (inches). All heights shown unladen.



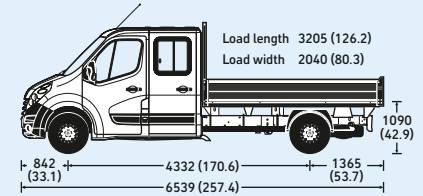
**Chassis cab L2 H1 FWD/RWD HD**



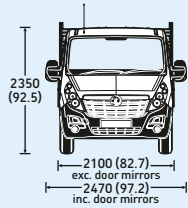
**Chassis cab L3 H1 RWD HD**



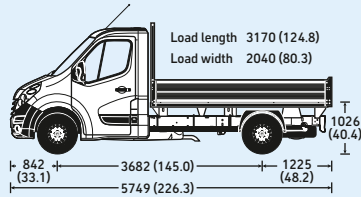
**Crew cab L3 H1 FWD**



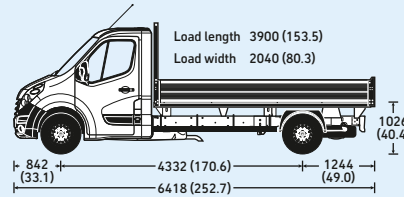
**Dropside exterior dimensions** mm (inches). All heights shown unladen.



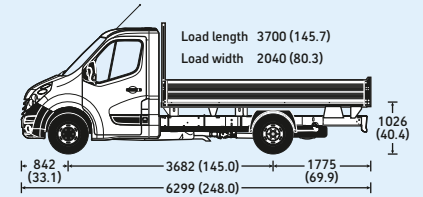
**Chassis cab L2 H1 FWD/RWD/RWD HD**



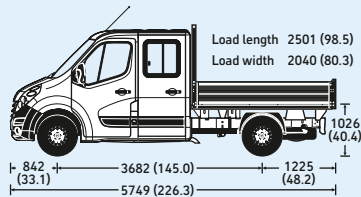
**Chassis cab L3 H1 FWD**



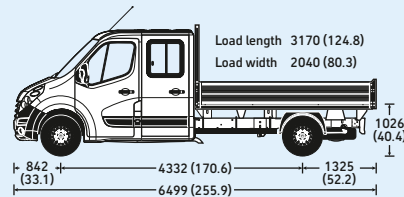
**Chassis cab L3 H1 RWD HD**



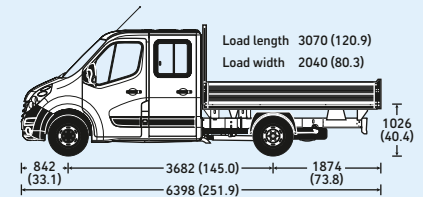
**Crew cab L2 H1 FWD/RWD**



**Crew cab L3 H1 FWD**

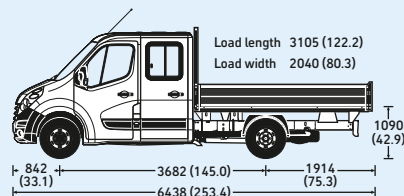


**Crew cab L3 H1 RWD HD**

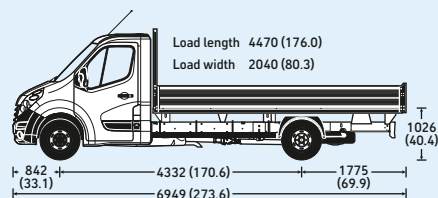




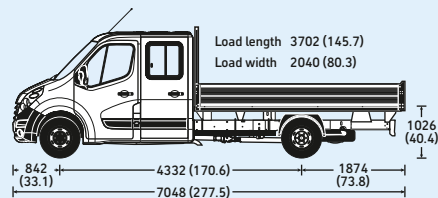
### Crew cab L3 H1 RWD HD



### Chassis cab L4 H1 RWD HD



### Crew cab L4 H1 RWD HD



## Tipper weights and towing data†

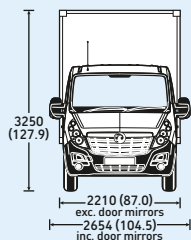
	UK plated weights and kerbweights kg				Payload kg (see notes below)	Plated Gross Combination Weights (GCW) kg
	Front axle Plated	Rear axle Plated	GVW Total	Kerb		
<b>Chassis cab tipper</b>						
L2 H1 FWD 3500 2.3CDTi	1850	2100	3500	2378	1122	6000
L2 H1 RWD 3500 HD 2.3CDTi	1850	2800	3500	2553	947	7000
L2 H1 RWD 4500 HD 2.3CDTi	1850	3200	4500	2553	1947	7000
L3 H1 RWD 3500 HD 2.3CDTi	1850	2800	3500	2651	849	7000
L3 H1 RWD 4500 HD 2.3CDTi	1850	3200	4500	2698	1802	7500
<b>Crew cab tipper</b>						
L3 H1 FWD 3500 2.3CDTi	1850	2100	3500	2502	998	6000
L3 H1 RWD 3500 HD 2.3CDTi	1850	2800	3500	2649	851	7000
L3 H1 RWD 4500 HD 2.3CDTi	1850	3200	4350	2649	1701	7350

## Dropside weights and towing data†

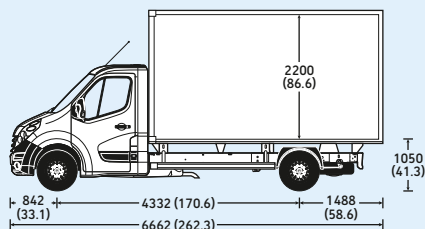
	UK plated weights and kerbweights kg				Payload kg (see notes below)	Plated Gross Combination Weights (GCW) kg
	Front axle Plated	Rear axle Plated	GVW Total	Kerb		
<b>Chassis cab dropside</b>						
L2 H1 FWD 3500 2.3CDTi	1850	2100	3500	2038	1462	6000
L3 H1 FWD 3500 2.3CDTi	1850	2100	3500	2110	1390	6000
L2 H1 RWD 3500 2.3CDTi	1850	2300	3500	2187	1313	6000
L2 H1 RWD 3500 HD 2.3CDTi	1850	2800	3500	2319	1181	7000
L2 H1 RWD 4500 HD 2.3CDTi	1850	3200	4500	2319	2181	7500
L3 H1 RWD 3500 HD 2.3CDTi	1850	2800	3500	2363	1137	7000
L3 H1 RWD 4500 HD 2.3CDTi	1850	3200	4500	2368	2132	7500
L4 H1 RWD 3500 HD 2.3CDTi	1850	2800	3500	2449	1051	7000
L4 H1 RWD 4500 HD 2.3CDTi	1850	3200	4500	2454	2046	7500
<b>Crew cab dropside</b>						
L2 H1 FWD 3500 2.3CDTi	1850	2100	3500	2192	1308	6000
L3 H1 FWD 3500 2.3CDTi	1850	2100	3500	2266	1234	6000
L2 H1 RWD 3500 2.3CDTi	1850	2300	3500	2341	1159	6000
L3 H1 RWD 3500 HD 2.3CDTi	1850	2800	3500	2509	991	7000
L3 H1 RWD 4500 HD 2.3CDTi	1850	3200	4350	2514	1836	7350
L4 H1 RWD 4500 HD 2.3CDTi	1850	3200	4500	2616	1884	7500

† = **Kerbweights** are minimum vehicle kerbweight according to European Type Approval and include all fluids, tools and a 90% fuel load. They will vary according to the vehicle specification (including options and accessories) with a corresponding variation in payload. Kerbweights are also subject to manufacturing tolerances. **Payload** figures do not allow for the weight of the driver, or any passengers, which should therefore be deducted from the figures shown. UK Specification adds radio and deadlocks to base vehicle reducing payload by 5kg. Please note that the optional Plus Pack adds up to 25kgs with a corresponding decrease in payload. **Gross plated weights** (including axle weights) quoted on the vehicle plate are to UK plated weight specification and must never be exceeded. All conversions must follow 'Vauxhall Converter Requirements' including recommended dimensional data, detailed within chapter 7, Part 1 (of 6), available at [www.vauxhall.co.uk/conversiondata](http://www.vauxhall.co.uk/conversiondata) – For further information please contact [conversions@vauxhall.co.uk](mailto:conversions@vauxhall.co.uk) The weight of any fitted conversion body will have to be deducted from these figures to establish actual payload and is subject to correct weight distribution. Variations from the recommended dimensions or weights may affect the vehicle's overall centre of gravity and stability. From 29 April 2013 conversion of N1 vehicles was affected by changes to type approval – for further information refer to the VCA website (N2 vehicles were affected from 29 October 2014).

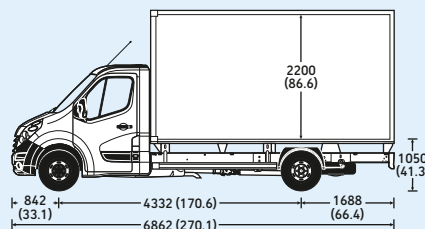
Box van exterior dimensions mm (inches). All heights shown unladen.



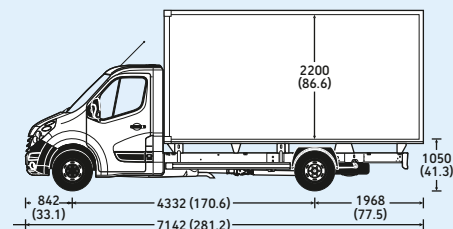
Box van L3 H1 FWD/RWD (20cu.m)



Box van L4 H1 RWD HD (20cu.m)



Box van L4 H1 RWD HD (22cu.m)



Load area dimensions	Box van		
	L3 H1 20cu.m FWD/RWD	L4 H1 20cu.m RWD	L4 H1 22cu.m RWD
Maximum internal length mm (in.)	4100 (161.4)	4300 (169.3)	4580 (180.3)
Maximum internal width mm (in.)	2150 (84.6)	2150 (84.6)	2150 (84.6)
Maximum internal height mm (in.)	2200 (86.6)	2200 (86.6)	2200 (86.6)
Load volume cu.m (cu.ft.)	19.4 (685.1)	20.3 (716.9)	21.7 (766.3)

Weights and towing data†

Box van	UK plated weights and kerbweights kg				Payload kg (see notes below)	Plated Gross Combination Weights (GCW) kg
	Front axle Plated	Rear axle Plated	GVW	Total Kerb		
L3 H1 FWD 3500 2.3CDTi 20cu.m	1850	2100	3500	2288	1212	6000
L3 H1 RWD 3500 2.3CDTi 20cu.m	1850	2300	3500	2441	1059	6000
L4 H1 RWD 3500 HD 2.3CDTi 20cu.m	1850	2800	3500	2607	893	7000
L4 H1 RWD 4500 2.3CDTi 20cu.m	1850	3200	4500	2607	1893	7500
L4 H1 RWD 3500 2.3CDTi 22cu.m	1850	2800	3500	2632	868	7000

† = **Kerbweights** are minimum vehicle kerbweight according to European Type Approval and include all fluids, tools and a 90% fuel load. They will vary according to the vehicle specification (including options and accessories) with a corresponding variation in payload. Kerbweights are also subject to manufacturing tolerances. **Payload** figures do not allow for the weight of the driver, or any passengers, which should therefore be deducted from the figures shown. UK Specification adds radio and deadlocks to base vehicle reducing payload by 5kg. Please note that the optional Plus Pack adds up to 25kgs with a corresponding decrease in payload. **Gross plated weights** (including axle weights) quoted on the vehicle plate are to UK plated weight specification and must never be exceeded. All conversions must follow 'Vauxhall Converter Requirements' including recommended dimensional data, detailed within chapter 7, Part 1 (of 6), available at: [www.vauxhall.co.uk/conversiondata](http://www.vauxhall.co.uk/conversiondata) - For further information please contact [conversions@vauxhall.co.uk](mailto:conversions@vauxhall.co.uk). The weight of any fitted conversion body will have to be deducted from these figures to establish actual payload and is subject to correct weight distribution. Variations from the recommended dimensions or weights may affect the vehicle's overall centre of gravity and stability. From 29 April 2013 conversion of N1 vehicles was affected by changes to type approval - for further information refer to the VCA website (N2 vehicles were affected from 29 October 2014).




### Tipper conversion features

- Five-stage chrome-plated underfloor ram
- Sliding and internal self-lubricating components made of reinforced nylon and Teflon
- Anti-vibration Teflon plates on a secondary frame
- Audible warning during operation
- Fused power supply with isolator switch
- Electro/hydraulic power pack
- Steel platform, powder coated in dark grey
- Integrated cabin protection, ladder rack and side under-run protection
- 400mm anodised aluminium removable side and rear alloy panels with recessed hinges
- Top and bottom hinged rear panel
- Recessed side and tailboard operating levers
- Removable rear posts
- Eight integrated load lashing points conforming to DIN 75410 standards
- Galvanised fixing bolts
- Automatically releasing rear panel during the rear tipping phase
- Rear mudguards
- Side lights where required
- Frame and cross-members in edged galvanised sheet
- Remote control on wander-lead located behind driver's seat
- Additional half-height tool box on L3 chassis cab tipper models (2100 x 650 x 750mm)
- Rear light protection grilles (optional)

### Dropside conversion features

- Plywood load floor with non-slip resin surface coating
- Integrated cabin protection, ladder rack and side under-run protection
- 400mm anodised aluminium removable side and rear alloy panels with recessed hinges
- Removable rear posts
- Integrated load lashing rings conforming to DIN 75410 standards
- Rear mudguards
- Galvanised fixing bolts
- Side lights where required
- Frame and cross-members in edged galvanised sheet

### Tyre rating

Tyre size	Fuel efficiency group	Wet grip performance	External noise	
			Measured (dB)	Group
195/75 R 16	B	B	72	
225/65 R 16	B-E	B-C	70-73	
235/65 R 16	C-E	B	70-73	

Tyre rating according to EU Regulation 1222/2009

### Box van conversion features

- Polyester lightweight box with smooth external appearance
- Aluminium frame
- Side under-run protection
- 18mm plywood covered anti-slip floor
- Twin rear 270° opening aluminium doors
- Folding rear step fitted to offside

### Box van conversion options – available at extra cost

- Wind deflector
- Luton head
- Rear roller shutter door

**Please note:** Movano option availability details may be found within the Commercial Vehicle Price Guide available from your Vauxhall retailer or online at [www.vauxhall.co.uk](http://www.vauxhall.co.uk)

#### Please note:

All conversions must follow 'Vauxhall Convertor Requirements' including recommended dimensional data, detailed within chapter 1 (of 6), available at: [www.vauxhall.co.uk/conversiondata](http://www.vauxhall.co.uk/conversiondata)  
For further information please contact [conversions@vauxhall.co.uk](mailto:conversions@vauxhall.co.uk)

The weight of any fitted conversion body will have to be deducted from these figures to establish actual payload and is subject to correct weight distribution. Variations from the recommended dimensions or weights may affect the vehicle's overall centre of gravity and stability. From 29 April 2013 conversion of N1 vehicles are affected by changes to type approval – for further information refer to the VCA website (N2 vehicles are affected from 29 October 2014).

### Vauxhall Assistance and Warranties\*

Every Movano comes with:

- A one-year unlimited mileage manufacturer's warranty
- Second and third year no-fee customer option warranty up to 100,000 miles from date of first registration
- Vauxhall Assistance for 12 months from date of first registration
- Six-year body panel anti-perforation warranty
- Three-year convertors' warranty on Core Conversions

\* = Warranty is only available on vehicles sourced from General Motors UK Limited. Terms and conditions apply – please see your Vauxhall Commercial retailer for details.  
**Please note:** Further specification details for the Movano range appear in the Movano brochure. Option availability details may be found within the Commercial Vehicle Price Guide both available from your Vauxhall retailer or online at [www.vauxhall.co.uk](http://www.vauxhall.co.uk)

# Trust Vauxhall

## Protecting the environment

Vauxhall's commitment to the environment is demonstrated by our products' many environmental awards, won both through the use of more recycled materials and by becoming cleaner and more efficient. For information on Vauxhall's efforts to achieve an environmentally sustainable future, see [www.vauxhall.co.uk/recycling](http://www.vauxhall.co.uk/recycling)

## Fleet Customer Services

Our dedicated support services for fleet decision makers include factory demonstrators and information on whole life costs, company car and van taxation and finance. For further information please call **0870 010 0651**.

## Vauxhall Extended Warranty

For complete peace of mind Vauxhall offers an extended warranty that can be purchased on an annual basis following the expiry of the original new vehicle warranty. It covers most mechanical and electrical components. Terms and conditions apply. For further details please contact your local Vauxhall Commercial Vehicle retailer.



When you have finished with this brochure please recycle it

## Business Lease

Business Lease, from GMAC, offers the versatility of a purchase-based finance plan, while making the most efficient use of tax and cash-flow benefits for VAT-registered business users. It's available for all Vauxhall Commercial Vehicles up to 12 months old and offers highly flexible term lengths, variable deposits and a choice of payment profiles. Ask your retailer for full details.

## Business First

Available to business users only, Business First enables you to drive a new vehicle without a large, initial financial outlay. You pay to use the vehicle, not to own it. The vehicle is provided over a predetermined period, and when that period comes to an end the vehicle is returned. Ask your retailer for full details.

## Servicing and maintenance

The best way to maximise the performance and reliability of your Vauxhall is to have all routine servicing and maintenance carried out at a Vauxhall Commercial Vehicle retailer. Nationwide there are over 250 light commercial vehicle retailers and a further 195 heavy commercial vehicle retailers.

## In the event of an accident...

Vauxhall Accident Support helps keep you mobile following an accident. Benefits include scene-of-accident advice, message service, assistance with claims and vehicle recovery. For further details call **0800 010 304**.

## Premier Van Centres

Our 100-strong network offers convenience, expertise and value. Enjoy while-you-wait repairs (if the parts are in stock), appointment-free service for diagnosis and transparent pricing. What's more, our Vauxhall-trained technicians will use genuine Vauxhall parts.

## For more information...

For a brochure on any Vauxhall model (up to a maximum of three per caller) or location of your nearest retailer, call **0345 600 1500**.

Alternatively, details can be found on our website at: [www.vauxhall.co.uk/vans](http://www.vauxhall.co.uk/vans)

Proud Sponsor of Home Nations Football



Every effort has been made to ensure that the contents of this publication were accurate and up-to-date at the time of going to press (October 2015). Vauxhall vehicles are equipped with components manufactured by various General Motors operating units and outside suppliers. The Company reserves the right to alter specifications and withdraw products from sale without notice. Any such alterations will be notified to Vauxhall retailers at the earliest opportunity; please consult your local retailer for the latest information. The specifications detailed within this brochure are not necessarily applicable to alternative models such as Special Editions. Details of any such models will be contained in specific literature or found on the Vauxhall website. Please note that Vauxhall retailers are not the agents of General Motors UK Limited and are not authorised to bind the Company by any specific or implied undertaking or representation. It is advisable to ensure that your motor insurance policy provides adequate cover for additional fitted options and accessories. Please note accessories shown are for illustrative purposes only. As part of Vauxhall's policy of environmental care, this brochure is printed on paper manufactured using Elemental Chlorine Free pulps from specially farmed, sustainable timber resources. All rights reserved. No part of this publication may be reproduced in any form or by any means, without the prior written permission of General Motors UK Limited.

LT00150447

©2015 General Motors UK Limited

Published October 2015

General Motors UK Limited, Luton LU1 3YT

**COMMERCIAL VEHICLES**  
*The Wheels of Business*



**VAUXHALL**