



# COMMERCIAL VEHICLE

Price and Specification Range Guide | 3 September 2018 | Model Year 2019



**VAUXHALL**  
British Brand since 1903

# Range pricing information

---

## Contents

New Combo Prices	3
New Combo Equipment / Options	6
Vivaro Prices	23
Vivaro Equipment / Options	28
Movano Prices	43
Movano Conversions2Go	56
Movano Equipment / Options	57
Glossary of Terms	71
Customer Care	72
New Combo Specifications	73
Vivaro Specifications	79
Movano Specifications	84
Accessories	98

## Vauxhall on-the-road recommended retail prices (RRP)

To eliminate uncertainty about hidden costs incurred when buying a new commercial vehicle, Vauxhall publishes on-the-road prices and these are shown in the pricing tables within this price guide. The prices shown are manufacturer's recommended retail prices (RRP) unless otherwise stated, exclusive of VAT (currently at a rate of 20% which may be payable). These prices include the recommended cost of number plates, delivery to a Vauxhall Retailer of £583.33 (£700.00 including VAT), 12 months' Government Vehicle Excise Duty\* (shown on each model page) and the DVLA new vehicle first registration fee of £55.00\*.

**Please note:** The RRP does not include fuel supplied by the Retailer, motor insurance or any other goods or services supplied by agreement between the Retailer and customer.

\*Correct at time of publication.

## Price protection for all Vauxhalls

Order a new Vauxhall for build in the current model year (as confirmed by your Retailer) for delivery no more than three months in advance and the price you are quoted is the price you pay. This is irrespective of any subsequent price rises between placing your order and delivery of your new commercial vehicle, but you must take delivery as soon as the commercial vehicle is available. Vauxhall Motors Limited is not liable for price adjustments caused by Government changes in the rate of VAT (currently 20%), Vehicle Excise Duty, DVLA new vehicle first registration fee or by any other applicable legislation or regulations.

# COMBO PANEL VAN PRICES

	Fuel economy mpg (litres/100km)#						Price (£) exc. VAT	On-the-road RRP (£) exc. VAT
	Minimum Mass (kg)*	Maximum Payload (kg)*	Urban driving	Extra-urban driving	Combined figure	CO <sub>2</sub> (g/km)#		
<b>L1 EDITION PANEL VAN – EURO 6B (6.1)</b>								
<b>2000 1.6 (75PS) Turbo D</b>	1378	667	57.6 (4.9)	68.8 (4.1)	64.2 (4.4)	114	15,630.00	<b>16,518.33</b>
<b>2000 1.6 (100PS) Turbo D Start/Stop</b>	1382	668	60.1 (4.7)	70.6 (4.0)	65.6 (4.3)	111	16,355.00	<b>17,243.33</b>
<b>2300 1.6 (75PS) Turbo D</b>	1394	1021	57.6 (4.9)	68.8 (4.1)	64.2 (4.4)	114	15,980.00	<b>16,868.33</b>
<b>2300 1.6 (100PS) Turbo D Start/Stop</b>	1395	1020	61.4 (4.6)	70.6 (4.0)	67.3 (4.2)	109	16,705.00	<b>17,593.33</b>
<b>L1 EDITION PANEL VAN – EURO 6D TEMP (6.2)</b>								
<b>2000 1.5 (130PS) Turbo D Start/Stop</b>	1437	658	57.6 (4.9)	68.8 (4.1)	64.2 (4.4)	116	17,105.00	<b>17,993.33</b>
<b>2000 1.5 (130PS) Turbo D Start/Stop automatic</b>	1442	663	62.8 (4.5)	68.8 (4.1)	65.6 (4.3)	113	TBC	<b>TBC</b>
<b>2300 1.5 (130PS) Turbo D Start/Stop</b>	1443	1002	57.6 (4.9)	68.8 (4.1)	64.2 (4.4)	116	17,455.00	<b>18,343.33</b>
<b>2300 1.5 (130PS) Turbo D Start/Stop automatic</b>	1455	1000	62.8 (4.5)	68.8 (4.1)	65.6 (4.3)	113	TBC	<b>TBC</b>
<b>L2 EDITION PANEL VAN – EURO 6B (6.1)</b>								
<b>2300 1.6 (100PS) Turbo D Start/Stop</b>	1470	955	61.4 (4.6)	68.8 (4.1)	65.6 (4.3)	112	17,605.00	<b>18,493.33</b>
<b>L1 SPORTIVE PANEL VAN – EURO 6B (6.1)</b>								
<b>2000 1.6 (100PS) Turbo D Start/Stop</b>	1382	668	60.1 (4.7)	70.6 (4.0)	65.6 (4.3)	111	17,705.00	<b>18,593.33</b>
<b>2300 1.6 (100PS) Turbo D Start/Stop</b>	1395	1020	61.4 (4.6)	70.6 (4.0)	67.3 (4.2)	109	18,055.00	<b>18,943.33</b>
<b>L1 SPORTIVE PANEL VAN – EURO 6D TEMP (6.2)</b>								
<b>2000 1.5 (130PS) Turbo D Start/Stop</b>	1437	658	57.6 (4.9)	68.8 (4.1)	64.2 (4.4)	116	18,455.00	<b>19,343.33</b>
<b>2000 1.5 (130PS) Turbo D Start/Stop automatic</b>	1442	663	62.8 (4.5)	68.8 (4.1)	65.6 (4.3)	113	TBC	<b>TBC</b>
<b>L2 SPORTIVE PANEL VAN – EURO 6B (6.1)</b>								
<b>2300 1.6 (100PS) Turbo D Start/Stop</b>	1470	955	61.4 (4.6)	68.8 (4.1)	65.6 (4.3)	112	18,955.00	<b>19,843.33</b>

\*Minimum Mass for standard vehicles include coolant, oil and 90% full fuel tank. They will vary according to the vehicle specification (including options and accessories) with a corresponding variation in payload.

#Fuel consumption data and CO<sub>2</sub> emission data are determined using the Worldwide harmonized Light vehicles Test Procedure (WLTP), and the relevant values are translated back to allow the comparability into NEDC, according to regulations R (EC) No. 715/2007, R (EU) No. 2017/1153 and R (EU) No. 2017/1151. The values do not take into account in particular use and driving conditions, equipment or options and may vary depending on the format of tyres. For more information on official fuel consumption and CO<sub>2</sub> emission values, please read the guidelines at <http://vanfueldata.dft.gov.uk/>

All Combo Vans include BlueInjection. Vehicles with BlueInjection technology will need regular AdBlue® top-ups also between servicing requirements. An indicator integrated into the on-board computer will warn you when you need to top up. More information under [www.vauxhall.co.uk/adblue](http://www.vauxhall.co.uk/adblue) In accordance with regulations R (EC) No. 715/2007 and R (EC) No. 692/2008 (in the versions respectively applicable).

Please note: On-the-road recommended retail prices (RRP) include number plates and delivery to retailer of £583.33, 12 months' Vehicle Excise Duty (£250.00) and new vehicle first registration fee of £55.00. Excludes fuel and insurance.

# COMBO PANEL VAN PRICES

	Fuel economy mpg (litres/100km)#						CO <sub>2</sub> (g/km)#	Price (£) exc. VAT	On-the-road RRP (£) exc. VAT
	Minimum Mass (kg)*	Maximum Payload (kg)*	Urban driving	Extra-urban driving	Combined figure				
<b>L1 LIMITED EDITION NAV PANEL VAN - EURO 6B (6.1)</b>									
<b>2000 1.6 (100PS) Turbo D Start/Stop</b>	1382	668	60.1 (4.7)	70.6 (4.0)	65.6 (4.3)	111	18,905.00	<b>19,793.33</b>	
<b>2300 1.6 (100PS) Turbo D Start/Stop</b>	1395	1020	61.4 (4.6)	70.6 (4.0)	67.3 (4.2)	109	19,255.00	<b>20,143.33</b>	
<b>L1 LIMITED EDITION NAV PANEL VAN - EURO 6D TEMP (6.2)</b>									
<b>2000 1.5 (130PS) Turbo D Start/Stop</b>	1437	658	57.6 (4.9)	68.8 (4.1)	64.2 (4.4)	116	19,655.00	<b>20,543.33</b>	
<b>L2 LIMITED EDITION NAV PANEL VAN - EURO 6B (6.1)</b>									
<b>2300 1.6 (100PS) Turbo D Start/Stop</b>	1470	955	61.4 (4.6)	68.8 (4.1)	65.6 (4.3)	112	20,155.00	<b>21,043.33</b>	

\*Minimum Mass for standard vehicles include coolant, oil and 90% full fuel tank. They will vary according to the vehicle specification (including options and accessories) with a corresponding variation in payload.

#Fuel consumption data and CO<sub>2</sub> emission data are determined using the Worldwide harmonized Light vehicles Test Procedure (WLTP), and the relevant values are translated back to allow the comparability into NEDC, according to regulations R (EC) No. 715/2007, R (EU) No. 2017/1153 and R (EU) No. 2017/1151. The values do not take into account in particular use and driving conditions, equipment or options and may vary depending on the format of tyres. For more information on official fuel consumption and CO<sub>2</sub> emission values, please read the guidelines at <http://vanfueldata.dft.gov.uk/>

All Combo Vans include BlueInjection. Vehicles with BlueInjection technology will need regular AdBlue® top-ups also between servicing requirements. An indicator integrated into the on-board computer will warn you when you need to top up. More information under [www.vauxhall.co.uk/adblue](http://www.vauxhall.co.uk/adblue) In accordance with regulations R (EC) No. 715/2007 and R (EC) No. 692/2008 (in the versions respectively applicable).

Please note: On-the-road recommended retail prices (RRP) include number plates and delivery to retailer of £583.33, 12 months' Vehicle Excise Duty (£250.00) and new vehicle first registration fee of £55.00. Excludes fuel and insurance.

# COMBO CREW VAN PRICES

	Minimum Mass (kg)*	Maximum Payload (kg)*	Fuel economy mpg (litres/100km)#			CO <sub>2</sub> (g/km)#	Price (£) exc. VAT	On-the-road RRP (£) exc. VAT
			Urban driving	Extra-urban driving	Combined figure			
<b>L2 EDITION CREW VAN – EURO 6B (6.1)</b>								
<b>2300 1.6 (100PS) Turbo D Start/Stop</b>	1545	850	57.6 (4.9)	67.3 (4.2)	62.8 (4.5)	116	18,605.00	<b>19,493.33</b>
<b>L2 SPORTIVE CREW VAN – EURO 6B (6.1)</b>								
<b>2300 1.6 (100PS) Turbo D Start/Stop</b>	1545	850	57.6 (4.9)	67.3 (4.2)	62.8 (4.5)	116	19,955.00	<b>20,843.33</b>

\*Minimum Mass for standard vehicles include coolant, oil and 90% full fuel tank. They will vary according to the vehicle specification (including options and accessories) with a corresponding variation in payload.

#Fuel consumption data and CO<sub>2</sub> emission data are determined using the Worldwide harmonized Light vehicles Test Procedure (WLTP), and the relevant values are translated back to allow the comparability into NEDC, according to regulations R (EC) No. 715/2007, R (EU) No. 2017/1153 and R (EU) No. 2017/1151. The values do not take into account in particular use and driving conditions, equipment or options and may vary depending on the format of tyres. For more information on official fuel consumption and CO<sub>2</sub> emission values, please read the guidelines at <http://vanfueldata.dft.gov.uk/>

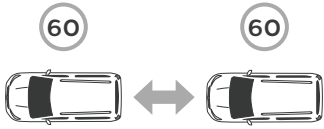
The Combo Crew Van is classified as a Commercial Vehicle (Category N). It is not pre-approved for VAT reclaimable status and it is advisable that customers consult their local HMRC Office or visit [www.hmrc.gov.uk](http://www.hmrc.gov.uk) for further details.

All Combo Vans include BlueInjection. Vehicles with BlueInjection technology will need regular AdBlue® top-ups also between servicing requirements. An indicator integrated into the on-board computer will warn you when you need to top up. More information under [www.vauxhall.co.uk/adblue](http://www.vauxhall.co.uk/adblue) in accordance with regulations R (EC) No. 715/2007 and R (EC) No. 692/2008 (in the versions respectively applicable).

**Please note:** On-the-road recommended retail prices (RRP) include number plates and delivery to retailer of £583.33, 12 months' Vehicle Excise Duty (£250.00) and new vehicle first registration fee of £55.00. Excludes fuel and insurance.

# FEATURES/OPTIONS

## DRIVER ASSISTANCE

	Option Code	Edition	Sportive	LE Nav	Price (£) exc. VAT	Price (£) inc. VAT
<b>Mechanical parking brake</b> • Floor-mounted handbrake lever		●	●	●		
<b>Cruise control with speed limiter and intelligent speed adaptation</b> The cruise control feature enables you to maintain a constant speed – making it ideal for economical motorway driving. The speed limiter function can be set to ensure that you do not exceed the speed limit and can be easily overridden if required. Working in conjunction with speed sign recognition (included in optional Safety Pack), when a new speed limit is detected a message appears in the driver information display. You can then set the cruise control to the new speed limit with a simple press on a steering wheel button.						
	K33	○	●	●	150.00	180.00
<b>Parking sensors</b> • Rear parking distance sensors • Audible warning	UD7	○	●	●	200.00	240.00
<b>Parking Pack</b> Intelligent ultrasonic sensors form part of the solution for today's crowded roads and car parks. Delivering exceptional assistance both when parking and protecting you on the open road. Only available in conjunction with Navi infotainment system. • Front and rear parking distance sensors • Panoramic Rear-view camera • Flank guard – Ultrasonic side sensors • Electrically adjustable / heated / power-folding door mirrors • Front fog lights with cornering light function	XIEE	○	○	○	700.00	840.00
<b>Sight and Light Pack</b> • High beam assist • Rain-sensitive windscreen wipers • 3.5-inch colour information display – Includes driver drowsiness indicator. • Automatic anti-dazzle rear-view mirror – Only available when glazed rear door option is specified.	CWX	○	○	○	225.00	270.00

# FEATURES/OPTIONS

## DRIVER ASSISTANCE CONTINUED

	Option Code	Edition	Sportive	LE Nav	Price (£) exc. VAT	Price (£) inc. VAT
<p><b>Head-up display</b></p> <ul style="list-style-type: none"> <li>• Navigation directions</li> <li>• Speedometer</li> <li>• Rev counter</li> <li>• Set speed of cruise control and speed limiter</li> <li>• Forward collision alert</li> </ul> <p>Only available in conjunction with optional audio units. Projects key information onto the windscreen so that the driver's eyes remain on the road at all times. The display is adjustable for height and brightness</p>	UV6		○	○	300.00	360.00
<p><b>IntelliGrip Pack</b></p> <p>For those drivers who regularly take their vehicle off road, this pack helps the driver cope with whatever conditions they encounter. IntelliGrip traction control is designed to increase grip in difficult conditions without the additional weight of a conventional four-wheel drive system. It's an innovative grip control system that provides improved traction on certain terrain and conditions through a combination of optimised torque distribution and limited wheel spin, managed through the electronic stability programme.</p> <ul style="list-style-type: none"> <li>• IntelliGrip: A choice of five selectable modes to suit the driving conditions: ESP on, ESP off, snow, mud, sand</li> <li>– Only available in conjunction with Construction Pack.</li> </ul>	PS4	○			200.00	240.00
<p><b>Construction Pack</b></p> <p>Improved protection and grip with engine sump guard/shield and Michelin Latitude Tour Mud and Snow tyres.</p> <ul style="list-style-type: none"> <li>• Underride protection</li> <li>• 215/65 R16 tyres</li> <li>• Increased chassis height (+30mm)</li> </ul>	HMG	○			575.00	690.00

# FEATURES/OPTIONS

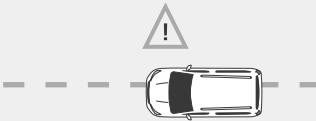
## SAFETY

	Option Code	Edition	Sportive	LE Nav	Price (£) exc. VAT	Price (£) inc. VAT
<b>Driver / passenger airbags</b>		●	●	●		
• Driver's airbag		●	●	●		
• Driver and front passenger's airbag – Standard on models with keyless entry and start.	AK5	○	○	○	120.00	144.00
• Driver and front passenger's side-impact airbags	AJ7	○	○	○	390.00	468.00
• Driver and front passenger's side-impact and curtain airbags	AKB	○	○	○	490.00	588.00
<b>Seatbelts</b>						
• Height-adjustable lap and diagonal inertia-reel front seatbelts		●	●	●		
• Three lap and diagonal inertia-reel rear seatbelts (Crew Van)		●	●	●		
• Front body-lock diagonal seatbelt pretensioner system – Tightens the seatbelt during the early stages of a frontal impact.		●	●	●		
• Drivers and front passenger's lap belt pretensioner system		●	●	●		
• Front seatbelt force limiters – Reduces potential upper body injuries during a frontal impact.		●	●	●		
• Anti-submarining ramps in front seats – Help prevent occupants sliding underneath the lap belt during a collision.		●	●	●		
<b>Child safety</b>						
• Deactivation switch for front passenger's front and side-impact airbags (when specified) – Permits the safe use of a child seat in the front passenger seat.		●	●	●		
<b>Driver / passenger safety</b>						
• Energy-absorbing steering column • Side-impact protection beams		●	●	●		
• Reinforced passenger safety cell • Deformation zones front and rear		●	●	●		
<b>Braking and stability</b>						
• Electronic stability programme • Anti-lock braking system • Corner stability control		●	●	●		
• Traction control • Hill start assist		●	●	●		
• Engine drag torque control – Improves directional stability by preventing the driven wheels from locking on slippery surfaces under the influence of engine braking.		●	●	●		
• Emergency brake assist • Electronic brakeforce distribution		●	●	●		



# FEATURES/OPTIONS

## SAFETY CONTINUED

	Option Code	Edition	Sportive	LE Nav	Price (£) exc. VAT	Price (£) inc. VAT
<b>Safety Pack</b>						
<b>Front camera system</b> A range of class-leading driver assistance and safety features are controlled by the front camera system.						
<b>Lane keep assist with lane departure warning</b> If the driver has not actively steered or signalled, the lane departure warning system provides gentle steering correction and warns when the car moves outside of lane markings at speeds above 40mph. • Warning light in instrument cluster • Audible warning • Facia on/off switch						
						
<b>Speed sign recognition</b> Detects and then displays speed limits, reducing uncertainty and the risk of speeding.						
<b>Driver drowsiness system</b> The system monitors driving time and driving behaviour to help prevent accidents caused by tiredness.						
<b>Forward collision alert</b> The system operates automatically from 3mph and gives an audible warning as well as a visual warning when approaching another vehicle too quickly.						
<b>Automatic emergency braking with pedestrian detection</b> The system works automatically in conjunction with forward collision alert, at speeds between 3mph and 70mph, and detects both vehicles and pedestrians. If no avoiding action is taken by the driver, at speeds below 19mph the system automatically slows the vehicle to a full stop with emergency braking of 0.9g. At speeds from 19mph to 70mph it brakes automatically to reduce speed by a maximum of 30mph – to reduce speed even further the driver must brake him/herself. The operational speed range of the system depends on the detected obstacle (mobile target: from 3 to 53mph; fixed target: from 3 to 70mph; pedestrian: from 3 to 37mph). Vauxhall driver assistance systems are intended to support the driver within the system-imminent limitations. The driver remains responsible for the driving task.						
<b>Tyre pressure</b> • Deflation detection system						
<b>Bulkhead</b> • Full-height steel bulkhead						
• Full-height steel bulkhead with window – Panel Van.						
• Two-position moveable ladder frame bulkhead – Crew Van.						
<b>Overload indicator</b> Prevents risk of overloading. Avoids risk of a fine for exceeding the load limit. Available 2019.						
	B26	○	○	○	570.00	684.00
	UJO	○	○	○	185.00	222.00
	AX9	○	○	○	175.00	210.00
	J89	○	○	○	TBA	TBA

# FEATURES/OPTIONS

## SECURITY

	Option Code	Edition	Sportive	LE Nav	Price (£) exc. VAT	Price (£) inc. VAT
<b>Standard security features</b> <ul style="list-style-type: none"> <li>• Electronically protected audio equipment • Engine deadlock immobiliser</li> <li>• Visible Vehicle Identification Number (VIN) • Locking wheel bolts for alloy wheels (where fitted)</li> </ul>		●	●	●		
<b>Remote control central locking</b> <ul style="list-style-type: none"> <li>• Operates on all doors and fuel filler flap • Deadlocking</li> <li>• Driver's internal central locking activation switch</li> <li>• Two folding keys, each with integral remote control function</li> </ul>		●	●	●		
<b>Remote control security alarm system</b> <ul style="list-style-type: none"> <li>• Remote control – Operates in conjunction with central locking.</li> <li>• Bonnet protection – Prevents access to the engine bay.</li> <li>• Visible security LED on fascia</li> <li>• Load area protection – Monitors the load compartment preventing access.</li> <li>• Door protection – Monitors the position of all doors.</li> <li>• Ultrasonic intrusion sensor • Power alarm sounder</li> <li>• Vehicle theft attempt and diagnostic indication – Shows in the display any attempt to enter or steal the vehicle during driver absence.</li> </ul>	PS6	○	●	●	150.00	180.00
<b>Keyless entry and start</b> Standard on automatic models. Only available on LE Nav models when one of the FlexCargo options is specified.	ATH			○	TBA	TBA

# FEATURES/OPTIONS

## DRIVER INFORMATION

	Option Code	Edition	Sportive	LE Nav	Price (£) exc. VAT	Price (£) inc. VAT
<p><b>Instrumentation</b></p> <ul style="list-style-type: none"> <li>• Speedometer • Rev counter</li> <li>• Fuel gauge with low fuel level warning light</li> <li>• Water temperature gauge with warning light</li> <li>• Shift-up indication light (manual models only) – Indicates when to change gear for optimum fuel economy.</li> </ul>		●	●	●		
<p><b>Driver information display</b></p> <p>Centrally located in instrument cluster.</p> <ul style="list-style-type: none"> <li>• Displays trip computer data • Total mileage</li> <li>• Service-due indicator • Deflation detection system</li> </ul>		●	●	●		
<p><b>Multi-function trip computer</b></p> <p>Displayed on driver information display.</p> <ul style="list-style-type: none"> <li>• Trip mileage • Vehicle range based on remaining fuel</li> <li>• Average speed • Average fuel economy</li> <li>• Instantaneous fuel economy</li> </ul>		●	●	●		
<p><b>Central facia display</b></p> <p>Format dependent on infotainment unit.</p> <ul style="list-style-type: none"> <li>• Audio information • Digital clock with automatic RDS time adjustment</li> <li>• Outside air temperature with ice warning function</li> <li>• Additional features dependent on infotainment unit – See infotainment for details.</li> </ul>		●	●	●		

# FEATURES/OPTIONS

## SEATING AND COMFORT

	Option Code	Edition	Sportive	LE Nav	Price (£) exc. VAT	Price (£) inc. VAT
<b>Adjustable steering column</b> • Reach and rake-adjustable steering column		●	●	●		
<b>Driver's seat</b> 4-way adjustable. • Reach • Backrest recline		●				
<b>Driver's seat</b> 6-way adjustable. • Height • Reach • Manual lumbar adjustment • Armrest • Underseat storage	AM1	○	●	●	250.00	300.00
<b>Front passenger's seat</b> 4-way adjustable. • Reach • Backrest recline • Manual lumbar adjustment						
<b>Front passenger's seat</b> • Fixed • Underseat storage		●				
<b>Front passenger's seat – Crew Van models.</b> 4-way adjustable and foldable. • Reach • Backrest recline		●	●			
<b>Second-row – Crew Van models.</b> • Three-person layout • 60/40 split-folding rear seat • Fold and tumble facility • Height-adjustable and removable head restraints		●	●			
<b>Seat trim</b> • Mistral Grey with Curitiba fabric seat trim inserts		●	●	●		
<b>Cab flooring</b> • Carpeted		●	●	●		

# FEATURES/OPTIONS

## SEATING AND COMFORT CONTINUED

	Option Code	Edition	Sportive	LE Nav	Price (£) exc. VAT	Price (£) inc. VAT
<p><b>FlexCargo Pack</b></p> <hr/> <p>Panel Van.</p> <ul style="list-style-type: none"> <li>• Dual front passengers' fixed bench seat • Fold-flat centre seat backrest with table</li> <li>• Two-way foldable outer seat • Load-through bulkhead • Electric parking brake</li> <li>• 'Seatbelt unfastened' audible warning and warning light</li> </ul> <p>– Manual models only. Includes 6-way adjustable driver's seat on Edition models.</p>	AYW	○	○	○	510.00	612.00
<p><b>FlexCargo Glazed Pack</b></p> <hr/> <p>Panel Van.</p> <ul style="list-style-type: none"> <li>• Dual front passengers' fixed bench seat • Fold-flat centre seat backrest with table</li> <li>• Two-way foldable outer seat • Load-through glazed bulkhead • Electric parking brake</li> <li>• 'Seatbelt unfastened' audible warning and warning light</li> </ul> <p>– Manual models only. Available only when glazed rear door option is specified.</p> <p>Includes 6-way adjustable driver's seat on Edition models.</p>	AYV	○	○	○	575.00	690.00

# FEATURES/OPTIONS

## HEATING AND VENTILATION

	Option Code	Edition	Sportive	LE Nav	Price (£) exc. VAT	Price (£) inc. VAT
<b>Cab heating</b> <ul style="list-style-type: none"> <li>• Six-speed fan • Illuminated controls • Four adjustable facia vents</li> <li>• Windscreen demist vents • Side window demist vents</li> </ul>		●	●	●		
<b>Air conditioning</b> <ul style="list-style-type: none"> <li>• Air recirculation facility</li> <li>• Cabin particulate filter – Removes dust, airborne particles and pollen.</li> </ul>	C60	○	●	●	600.00	720.00
<b>Electronic climate control including air conditioning</b> <ul style="list-style-type: none"> <li>• Dual-zone control – allowing different temperature settings for driver and front passenger.</li> <li>• Advanced predictive logic control system using sun sensors</li> <li>• Partial air recirculation – faster warm up/cool down.</li> <li>• Cabin particulate filter – removes dust, airborne particles and pollen.</li> <li>• Automatic air direction and fan speed with manual override • LCD temperature display</li> <li>• Illuminated controls</li> <li>– Only available when the Sight and Light Pack is specified.</li> </ul>	CJ2		○	○	200.00	240.00
<b>Winter Pack</b> <ul style="list-style-type: none"> <li>• Heated outer front seats • Heated leather-covered steering wheel</li> <li>– Only available when cruise control and Safety Pack are specified. Edition models require optional seating.</li> <li>Not available on automatic or Crew Van models.</li> </ul>	XIBV	○	○	○	150.00	180.00

# FEATURES/OPTIONS

## INTERIOR CONVENIENCE AND STORAGE

	Option Code	Edition	Sportive	LE Nav	Price (£) exc. VAT	Price (£) inc. VAT
<b>Mirrors</b> <ul style="list-style-type: none"> <li>• Dipping rear-view mirror – When glazed bulkhead and rear doors are specified.</li> <li>• Driver's and front passenger's sunvisors • Vanity mirror on rear of driver's sunvisor</li> </ul>		●	●	●		
<b>Front compartments</b> <ul style="list-style-type: none"> <li>• Two facia-mounted drinks holders</li> <li>• Two drinks holders in centre console</li> <li>• Large open storage pocket behind infotainment screen</li> <li>• Small open storage compartment behind gear lever</li> <li>• Two large and two small open door pockets</li> <li>• Open storage compartment below glovebox</li> <li>• Full-width overhead storage shelf with ambient lighting</li> </ul>		●	●	●		
<ul style="list-style-type: none"> <li>• Underseat drawer (driver's side)</li> </ul>			●	●		

# FEATURES/OPTIONS

## LOAD AREA

	Option Code	Edition	Sportive	LE Nav	Price (£) exc. VAT	Price (£) inc. VAT
<b>Load floor covering – Panel Van only.</b>						
• Plywood load floor covering	CRJ	○	○	○	180.00	216.00
• Vinyl load floor covering – Standard on Crew Van models.	CRK	○	○	○	60.00	72.00
<b>Illuminated load area</b>		●	●	●		
<b>Fixed floor-mounted load restraint lashing eyes – Six.</b>		●	●	●		
<b>LED illuminated load area – Panel Van only.</b>	8G8	○	○	○	TBA	TBA
<b>Rear roof flap – L1 models only.</b>	AD3	○			240.00	288.00
<b>Side access – Unglazed.</b>		●	●	●		
• Nearside sliding side-access door – L1 models.						
• Nearside and offside sliding side-access doors – Standard on L2 and Crew Van models.	CVM	○	○	○	220.00	264.00
<b>Side access – Glazed. Panel Van only.</b>						
• Fixed window in nearside sliding side-access door						
• Fixed window in opposite panel – L1 models.	BSB	○	○	○	320.00	384.00
<b>Side access – Glazed. Panel Van only.</b>						
• Offside sliding side-access door						
• Fixed window in nearside sliding side-access door						
• Fixed window in offside sliding side-access door – L1 models.	BSA	○	○	○	540.00	648.00
<b>Side access – Glazed. Panel Van only.</b>						
• Fixed window in nearside sliding side-access door						
• Fixed window in offside sliding side-access door – L2 Models.		○	○	○	TBA	TBA
<b>Rear access – Unglazed.</b>		●	●	●		
• Twin solid rear doors						
<b>Rear access – Glazed.</b>						
• Twin glazed rear doors – Only available with glazed bulkhead options.	J1X	○	○	○	160.00	192.00



# FEATURES/OPTIONS

## INFOTAINMENT

	Option Code	Edition	Sportive	LE Nav	Price (£) exc. VAT	Price (£) inc. VAT
<p><b>Radio</b></p> <p><b>Onboard features:</b></p> <ul style="list-style-type: none"> <li>• AM/FM stereo radio • DAB Digital radio • RDS with Traffic Programme</li> <li>• 20 watts per channel output • Four speakers</li> </ul> <p><b>Media connections:</b></p> <ul style="list-style-type: none"> <li>• USB connection with iPod control • Bluetooth® A2DP audio streaming (Advanced Audio Distribution Profile)</li> </ul> <p><b>Mobile phone portal:</b></p> <ul style="list-style-type: none"> <li>• Bluetooth® connectivity • Handsfree calls via steering wheel controls • Vehicle microphone</li> </ul>		●	●			
<p><b>Touchscreen infotainment system</b></p> <p><b>Onboard features:</b></p> <ul style="list-style-type: none"> <li>• 8-inch colour touchscreen • AM/FM stereo radio with 25 station presets • DAB Digital radio</li> <li>• RDS with Traffic Programme • 20 watts per channel output • Four speakers</li> </ul> <p><b>Media connections:</b></p> <ul style="list-style-type: none"> <li>• USB connection with iPod control • Bluetooth® A2DP audio streaming (Advanced Audio Distribution Profile)</li> </ul> <p><b>Mobile phone portal:</b></p> <ul style="list-style-type: none"> <li>• Bluetooth® connectivity • Handsfree calls via steering wheel controls • Vehicle microphone</li> <li>• Phone book access – Contacts/last calls/missed calls etc. are mirrored on the display and are easily navigated using the touchscreen (features dependent on mobile phone).</li> </ul> <p><b>Smartphone interface:</b></p> <ul style="list-style-type: none"> <li>• Apple CarPlay™</li> <li>• Android Auto™ – Smartphone projection that allows operations via voice command, touchscreen and buttons to control apps and music playback.</li> </ul>	IO5	○	○		300.00	360.00

# FEATURES/OPTIONS

## INFOTAINMENT CONTINUED




	Option Code	Edition	Sportive	LE Nav	Price (£) exc. VAT	Price (£) inc. VAT
<b>Touchscreen infotainment / Navigation system</b> <b>Onboard features:</b> <ul style="list-style-type: none"> <li>• 8-inch colour touchscreen</li> <li>• AM/FM stereo radio with 25 station presets</li> <li>• DAB Digital radio</li> <li>• RDS with Traffic Programme</li> <li>• 20 watts per channel output</li> <li>• Four speakers</li> </ul> <b>Navigation features:</b> <ul style="list-style-type: none"> <li>• Satellite navigation system</li> <li>• 3D street level mapping</li> <li>• European coverage</li> <li>• Structured or one-box destination entry</li> <li>• Points-of-interest search</li> <li>• Eco routing</li> <li>• Map updates via USB</li> </ul> <b>Media connections:</b> <ul style="list-style-type: none"> <li>• USB connection with iPod control</li> <li>• Bluetooth® A2DP audio streaming (Advanced Audio Distribution Profile)</li> </ul> <b>Mobile phone portal:</b> <ul style="list-style-type: none"> <li>• Bluetooth® connectivity</li> <li>• Handsfree calls via steering wheel controls</li> <li>• Vehicle microphone</li> <li>• Phone book access – Contacts/last calls/missed calls etc. are mirrored on the display and are easily navigated using the touchscreen (features dependent on mobile phone).</li> </ul> <b>Smartphone interface:</b> <ul style="list-style-type: none"> <li>• Apple CarPlay™</li> <li>• Android Auto™ – Smartphone projection that allows operations via voice command, touchscreen and buttons to control apps and music playback.</li> </ul>	IO6	○	○	●	700.00	840.00
<b>Steering wheel mounted audio controls</b>			●	●		
<ul style="list-style-type: none"> <li>• 12-volt electrical accessory socket – Centre console.</li> <li>• 12-volt electrical accessory socket – Passenger side.</li> <li>• USB charging point in glovebox</li> <li>• USB charging / infotainment points – Infotainment unit and rear of centre console.</li> </ul>		●	●	●		
<b>230-volt electrical accessory socket – In lieu of passenger side 12-volt electrical accessory socket.</b>	KI5	○	○	○	100.00	120.00
<b>Wireless charger for mobile devices – Inductive wireless charging facility in lower fascia</b>	K4C	○	○	○	80.00	96.00

# FEATURES/OPTIONS

## EXTERIOR STYLING AND CONVENIENCE

	Option Code	Edition	Sportive	LE Nav	Price (£) exc. VAT	Price (£) inc. VAT
<b>Body styling</b> • Nearside sliding side-access door • Twin solid rear doors • Side-protection mouldings		●	●	●		
• Body-colour front and rear bumper			●	●		
• Body-colour door mirrors • Body-colour side-protection mouldings • Body-colour door handles • Protective front skid plate • Body-colour sliding side-access door rail cover				●		
<b>Windscreen / windows</b> • Solar heat-absorbing windscreen • Two-speed windscreen wipers with variable intermittent wipe • Electrically operated front windows with safety autoreverse and one-touch facility • Tinted windows		●	●	●		
<b>Door mirrors</b> • Twin electrically adjustable / heated door mirrors • Manually folding door mirrors		●	●	●		
<b>Front fog lights</b>				●		
<b>Tow bar pre-installation kit</b>	JNK	○	○	○	310.00	372.00
<b>Tow bar – Requires Tow bar pre-installation kit.</b>	VTO	○	○	○	210.00	252.00
<b>Roof rails</b>	E2R	○	○	○	125.00	150.00






# EXTERIOR COLOURS

			Option Code	Edition	Sportive	LE Nav	Price (£) exc. VAT	Price (£) inc. VAT
Solid		Onyx Black	G7R	●	●	●		
		White Jade	G2O	●	●	●		
Brilliant		Ruby Red	GEO	○	N/C	N/C	237.50	285.00

The colours reproduced may vary slightly from the actual paint colour. As a result they should be used as a guide only. Your Vauxhall Retailer has a comprehensive display of our paint samples.

● = Standard equipment. ○ = Optional at extra cost. N/C = No-cost option.




# EXTERIOR COLOURS

			Option Code	Edition	Sportive	LE Nav	Price (£) exc. VAT	Price (£) inc. VAT
Two-coat		Cool Grey metallic	GAC					
		Moonstone Grey metallic	G4O					
		Night Blue metallic	GBT	O	N/C	N/C	470.83	565.00
		Quartz Grey metallic	G4I					
		Cosmic Brown pearlescent	GLV					

The colours reproduced may vary slightly from the actual paint colour. As a result they should be used as a guide only. Your Vauxhall Retailer has a comprehensive display of our paint samples.

● = Standard equipment. ○ = Optional at extra cost. N/C = No-cost option.

# WHEELS AND TYRES

	Option Code	Edition	Sportive	LE Nav	Price (£) exc. VAT	Price (£) inc. VAT
 <p><b>15-inch steel wheels with centre caps (2000 models)</b></p> <ul style="list-style-type: none"> <li>• 185/65 R15 tyres</li> <li>• Emergency tyre inflation kit (in lieu of spare wheel)</li> </ul> <p><b>16-inch steel wheels with centre caps (2300 models)</b></p> <ul style="list-style-type: none"> <li>• 205/60 R16 tyres</li> <li>• Emergency tyre inflation kit (in lieu of spare wheel)</li> </ul>		●				
 <p><b>16-inch steel wheels with full-diameter wheel trims (2300 models)</b></p> <ul style="list-style-type: none"> <li>• 205/60 R16 tyres</li> <li>• Emergency tyre inflation kit (in lieu of spare wheel)</li> </ul>			●			
 <p><b>16-inch alloy wheels</b></p> <ul style="list-style-type: none"> <li>• 205/60 R16 tyres</li> <li>• Emergency tyre inflation kit (in lieu of spare wheel)</li> </ul>	RRZ		○	●	400.00	480.00
<b>15-inch steel spare wheel • 185/65 R15 tyres • In lieu of emergency tyre inflation kit (2000 models)</b>		N/C			<b>No-cost option</b>	
<b>16-inch steel spare wheel • 205/60 R16 tyres • In lieu of emergency tyre inflation kit (2300 / Sportive / LE Nav models)</b>		N/C	N/C	N/C	<b>No-cost option</b>	

# VIVARO PANEL VAN PRICES

Model	Minimum Mass (kg)*	Payload (kg)*	Fuel economy mpg (litres/100km)#			CO <sub>2</sub> emissions (g/km)#	Price (£) exc. VAT	On-the-road RRP (£) exc. VAT
			Urban driving	Extra-urban driving	Combined figure			
<b>L1 H1 PANEL VAN EURO 6B (6.1)</b>								
2700 1.6CDTi (95PS) BlueInjection	1800	1060	36.2 (7.8)	48.7 (5.8)	43.4 (6.5)	170	21680.00	<b>22568.33</b>
2700 1.6CDTi (95PS) S/S BlueInjection	1800	1060	39.2 (7.2)	50.4 (5.6)	46.3 (6.1)	160	21875.00	<b>22763.33</b>
2700 1.6CDTi (120PS) BlueInjection	1800	1060	36.2 (7.8)	48.7 (5.8)	43.4 (6.5)	170	22280.00	<b>23168.33</b>
2700 1.6CDTi BiTurbo (125PS) S/S ecoTEC BlueInjection	1818	1062	40.9 (6.9)	51.4 (5.5)	47.0 (6.0)	155	22680.00	<b>23568.33</b>
2900 1.6CDTi (95PS) BlueInjection	1800	1220	36.2 (7.8)	48.7 (5.8)	43.4 (6.5)	170	22180.00	<b>23068.33</b>
2900 1.6CDTi (95PS) S/S BlueInjection	1800	1220	39.2 (7.2)	50.4 (5.6)	46.3 (6.1)	160	22375.00	<b>23263.33</b>
2900 1.6CDTi (120PS) BlueInjection	1800	1220	36.2 (7.8)	48.7 (5.8)	43.4 (6.5)	170	22780.00	<b>23668.33</b>
2900 1.6CDTi BiTurbo (125PS) S/S ecoTEC BlueInjection	1818	1222	40.9 (6.9)	51.4 (5.5)	47.0 (6.0)	155	23180.00	<b>24068.33</b>
<b>L1 H1 SPORTIVE PANEL VAN EURO 6B (6.1)</b>								
2700 1.6CDTi (120PS) BlueInjection	1800	1030	36.2 (7.8)	48.7 (5.8)	43.4 (6.5)	170	23480.00	<b>24368.33</b>
2700 1.6CDTi BiTurbo (125PS) S/S ecoTEC BlueInjection	1818	1032	40.9 (6.9)	51.4 (5.5)	47.0 (6.0)	155	23880.00	<b>24768.33</b>
2700 1.6CDTi BiTurbo (145PS) S/S BlueInjection	1818	1032	39.8 (7.1)	50.4 (5.6)	46.3 (6.1)	160	24680.00	<b>25568.33</b>
2900 1.6CDTi (120PS) BlueInjection	1800	1190	36.2 (7.8)	48.7 (5.8)	43.4 (6.5)	170	23980.00	<b>24868.33</b>
2900 1.6CDTi BiTurbo (125PS) S/S ecoTEC BlueInjection	1818	1192	40.9 (6.9)	51.4 (5.5)	47.0 (6.0)	155	24380.00	<b>25268.33</b>
2900 1.6CDTi BiTurbo (145PS) S/S BlueInjection	1818	1192	39.8 (7.1)	50.4 (5.6)	46.3 (6.1)	160	25180.00	<b>26068.33</b>
<b>L1 H1 LIMITED EDITION NAV PANEL VAN EURO 6B (6.1)</b>								
2700 1.6CDTi BiTurbo (125PS) S/S ecoTEC BlueInjection	1818	1017	40.9 (6.9)	51.4 (5.5)	47.0 (6.0)	155	25080.00	<b>25968.33</b>
2700 1.6CDTi BiTurbo (145PS) S/S BlueInjection	1818	1017	39.8 (7.1)	50.4 (5.6)	46.3 (6.1)	160	25880.00	<b>26768.33</b>
<b>L1 H2 PANEL VAN EURO 6B (6.1)</b>								
2900 1.6CDTi BiTurbo (125PS) S/S ecoTEC BlueInjection	1897	1143	38.7 (7.3)	43.5 (6.5)	41.5 (6.8)	175	24580.00	<b>25468.33</b>

**Please note:** On-the-road recommended retail prices (RRP) include number plates and delivery to Retailer of £583.33 (exc. VAT), 12 months' Vehicle Excise Duty at £250.00 and new vehicle first registration fee of £55.00. Excludes fuel and insurance.

S/S = Start/Stop.

Vehicles with BlueInjection technology will need regular AdBlue® top-ups also between servicing requirements. An indicator integrated into the on-board computer will warn you when you need to top up. More information under [www.vauxhall.co.uk/blueinjection](http://www.vauxhall.co.uk/blueinjection). In accordance with regulations R (EC) No. 715/2007 and R (EC) No. 692/2008 (in the versions respectively applicable).

\* = For definitions please refer to Glossary of Terms.

# = Fuel consumption data and CO<sub>2</sub> emission data are determined using the Worldwide harmonized Light vehicles Test Procedure (WLTP), and the relevant values are translated back to allow the comparability into NEDC, according to regulations R (EC) No. 715/2007, R (EU) No. 2017/1153 and R (EU) No. 2017/1151. The values do not take into account in particular use and driving conditions, equipment or options and may vary depending on the format of tyres.

For more information on official fuel consumption and CO<sub>2</sub> emission values, please read the guidelines at <http://vanfueldata.dft.gov.uk/>

# VIVARO PANEL VAN PRICES

Model	Minimum Mass (kg)*	Payload (kg)*	Fuel economy mpg (litres/100km)#			CO <sub>2</sub> emissions (g/km)#	Price (£) exc. VAT	On-the-road RRP (£) exc. VAT
			Urban driving	Extra-urban driving	Combined figure			
<b>L2 H1 PANEL VAN EURO 6B (6.1)</b>								
2900 1.6CDTi (95PS) BlueInjection	1825	1265	35.3 (8.0)	47.0 (6.0)	42.1 (6.7)	174	22980.00	<b>23868.33</b>
2900 1.6CDTi (95PS) S/S BlueInjection	1825	1265	38.7 (7.3)	48.7 (5.8)	44.8 (6.3)	164	23175.00	<b>24063.33</b>
2900 1.6CDTi (120PS) BlueInjection	1825	1265	35.3 (8.0)	47.0 (6.0)	42.1 (6.7)	174	23580.00	<b>24468.33</b>
2900 1.6CDTi BiTurbo (125PS) S/S ecoTEC BlueInjection	1835	1265	40.3 (7.0)	50.4 (5.6)	46.3 (6.1)	159	23980.00	<b>24868.33</b>
<b>L2 H1 SPORTIVE PANEL VAN EURO 6B (6.1)</b>								
2900 1.6CDTi (120PS) BlueInjection	1825	1235	35.3 (8.0)	47.0 (6.0)	42.1 (6.7)	174	24780.00	<b>25668.33</b>
2900 1.6CDTi BiTurbo (125PS) S/S ecoTEC BlueInjection	1835	1235	40.3 (7.0)	50.4 (5.6)	46.3 (6.1)	159	25180.00	<b>26068.33</b>
2900 1.6CDTi BiTurbo (145PS) S/S BlueInjection	1835	1235	39.2 (7.2)	48.7 (5.8)	44.8 (6.3)	164	25980.00	<b>26868.33</b>
<b>L2 H1 LIMITED EDITION NAV PANEL VAN EURO 6B (6.1)</b>								
2900 1.6CDTi BiTurbo (125PS) S/S ecoTEC BlueInjection	1835	1220	40.3 (7.0)	50.4 (5.6)	46.3 (6.1)	159	26380.00	<b>27268.33</b>
2900 1.6CDTi BiTurbo (145PS) S/S BlueInjection	1835	1220	39.2 (7.2)	48.7 (5.8)	44.8 (6.3)	164	27180.00	<b>28068.33</b>
<b>L2 H2 PANEL VAN EURO 6B (6.1)</b>								
2900 1.6CDTi BiTurbo (125PS) S/S ecoTEC BlueInjection	1945	1185	38.2 (7.4)	42.8 (6.6)	40.9 (6.9)	178	25380.00	<b>26268.33</b>

**Please note:** On-the-road recommended retail prices (RRP) include number plates and delivery to Retailer of £583.33 (exc. VAT), 12 months' Vehicle Excise Duty at £250.00 and new vehicle first registration fee of £55.00. Excludes fuel and insurance. S/S = Start/Stop.

Vehicles with BlueInjection technology will need regular AdBlue® top-ups also between servicing requirements. An indicator integrated into the on-board computer will warn you when you need to top up. More information under [www.vauxhall.co.uk/blueinjection](http://www.vauxhall.co.uk/blueinjection). In accordance with regulations R (EC) No. 715/2007 and R (EC) No. 692/2008 (in the versions respectively applicable).

\* = For definitions please refer to Glossary of Terms.

# = Fuel consumption data and CO<sub>2</sub> emission data are determined using the Worldwide harmonized Light vehicles Test Procedure (WLTP), and the relevant values are translated back to allow the comparability into NEDC, according to regulations R (EC) No. 715/2007, R (EU) No. 2017/1153 and R (EU) No. 2017/1151. The values do not take into account in particular use and driving conditions, equipment or options and may vary depending on the format of tyres.

For more information on official fuel consumption and CO<sub>2</sub> emission values, please read the guidelines at <http://vanfueldata.dft.gov.uk/>



# VIVARO DOUBLECAB PRICES

Model	Minimum Mass (kg)*	Payload (kg)*	Fuel economy mpg (litres/100km)#			CO <sub>2</sub> emissions (g/km)#	Price (£) exc. VAT	On-the-road RRP (£) exc. VAT	On-the-road RRP (£) inc. VAT
			Urban driving	Extra-urban driving	Combined figure				
<b>L1 H1 DOUBLECAB EURO 6B (6.1)</b>									
2900 1.6CDTi (95PS) BlueInjection	1920	974	35.3 (8.0)	47.0 (6.0)	42.1 (6.7)	174	23680.00	<b>24568.33</b>	<b>29421.00</b>
2900 1.6CDTi (95PS) S/S BlueInjection	1920	974	38.7 (7.3)	48.7 (5.8)	44.8 (6.3)	164	23875.00	<b>24763.33</b>	<b>29655.00</b>
2900 1.6CDTi (120PS) BlueInjection	1920	974	35.3 (8.0)	47.0 (6.0)	42.1 (6.7)	174	24280.00	<b>25168.33</b>	<b>30141.00</b>
2900 1.6CDTi BiTurbo (125PS) S/S ecoTEC BlueInjection	1930	974	40.3 (7.0)	50.4 (5.6)	46.3 (6.1)	159	24680.00	<b>25568.33</b>	<b>30621.00</b>
<b>L1 H1 SPORTIVE DOUBLECAB EURO 6B (6.1)</b>									
2900 1.6CDTi (120PS) BlueInjection	1920	934	35.3 (8.0)	47.0 (6.0)	42.1 (6.7)	174	25630.00	<b>26518.33</b>	<b>31761.00</b>
2900 1.6CDTi BiTurbo (125PS) S/S ecoTEC BlueInjection	1930	934	40.3 (7.0)	50.4 (5.6)	46.3 (6.1)	159	26030.00	<b>26918.33</b>	<b>32241.00</b>
2900 1.6CDTi BiTurbo (145PS) S/S BlueInjection	1930	934	39.2 (7.2)	48.7 (5.8)	44.8 (6.3)	164	26830.00	<b>27718.33</b>	<b>33201.00</b>
<b>L1 H1 LIMITED EDITION NAV DOUBLECAB EURO 6B (6.1)</b>									
2900 1.6CDTi BiTurbo (125PS) S/S ecoTEC BlueInjection	1930	919	40.3 (7.0)	50.4 (5.6)	46.3 (6.1)	159	27230.00	<b>28118.33</b>	<b>33681.00</b>
2900 1.6CDTi BiTurbo (145PS) S/S BlueInjection	1930	919	39.2 (7.2)	48.7 (5.8)	44.8 (6.3)	164	28030.00	<b>28918.33</b>	<b>34641.00</b>
<b>L2 H1 DOUBLECAB EURO 6B (6.1)</b>									
2900 1.6CDTi (95PS) BlueInjection	1975	1025	35.3 (8.0)	47.0 (6.0)	42.1 (6.7)	174	24480.00	<b>25368.33</b>	<b>30381.00</b>
2900 1.6CDTi (95PS) S/S BlueInjection	1975	1025	38.7 (7.3)	48.7 (5.8)	44.8 (6.3)	164	24675.00	<b>25563.33</b>	<b>30615.00</b>
2900 1.6CDTi (120PS) BlueInjection	1975	1025	35.3 (8.0)	47.0 (6.0)	42.1 (6.7)	174	25080.00	<b>25968.33</b>	<b>31101.00</b>
2900 1.6CDTi BiTurbo (125PS) S/S ecoTEC BlueInjection	1985	1025	40.3 (7.0)	50.4 (5.6)	46.3 (6.1)	159	25480.00	<b>26368.33</b>	<b>31581.00</b>
<b>L2 H1 SPORTIVE DOUBLECAB EURO 6B (6.1)</b>									
2900 1.6CDTi (120PS) BlueInjection	1975	985	35.3 (8.0)	47.0 (6.0)	42.1 (6.7)	174	26430.00	<b>27318.33</b>	<b>32721.00</b>
2900 1.6CDTi BiTurbo (125PS) S/S ecoTEC BlueInjection	1985	985	40.3 (7.0)	50.4 (5.6)	46.3 (6.1)	159	26830.00	<b>27718.33</b>	<b>33201.00</b>
2900 1.6CDTi BiTurbo (145PS) S/S BlueInjection	1985	985	39.2 (7.2)	48.7 (5.8)	44.8 (6.3)	164	27630.00	<b>28518.33</b>	<b>34161.00</b>
<b>L2 H1 LIMITED EDITION NAV DOUBLECAB EURO 6B (6.1)</b>									
2900 1.6CDTi BiTurbo (125PS) S/S ecoTEC BlueInjection	1985	970	40.3 (7.0)	50.4 (5.6)	46.3 (6.1)	159	28030.00	<b>28918.33</b>	<b>34641.00</b>
2900 1.6CDTi BiTurbo (145PS) S/S BlueInjection	1985	970	39.2 (7.2)	48.7 (5.8)	44.8 (6.3)	164	28830.00	<b>29718.33</b>	<b>35601.00</b>

**Please note:** On-the-road recommended retail prices (RRP) include number plates and delivery to Retailer of £583.33 (exc. VAT), 12 months' Vehicle Excise Duty at £250.00 and new vehicle first registration fee of £55.00. Excludes fuel and insurance. S/S = Start/Stop.

Vehicles with BlueInjection technology will need regular AdBlue® top-ups also between servicing requirements. An indicator integrated into the on-board computer will warn you when you need to top up. More information under [www.vauxhall.co.uk/blueinjection](http://www.vauxhall.co.uk/blueinjection). In accordance with regulations R (EC) No. 715/2007 and R (EC) No. 692/2008 (in the versions respectively applicable).

\* = For definitions please refer to Glossary of Terms.

# = Fuel consumption data and CO<sub>2</sub> emission data are determined using the Worldwide harmonized Light vehicles Test Procedure (WLTP), and the relevant values are translated back to allow the comparability into NEDC, according to regulations R (EC) No. 715/2007, R (EU) No. 2017/1153 and R (EU) No. 2017/1151. The values do not take into account in particular use and driving conditions, equipment or options and may vary depending on the format of tyres.

For more information on official fuel consumption and CO<sub>2</sub> emission values, please read the guidelines at <http://vanfueldata.dft.gov.uk/>

VAT reclaimable status requires a 1-tonne payload for Doublecabs according to HMRC. This payload calculation should take into consideration local UK Specification and Trim Level. Details enabling this determination are shown in the notes immediately below the weight tables shown in brochures and Price Guides. Ordered options may also impact available payload. Regarding VAT reclaimable status it is advisable that customers consult their local HMRC office or visit [www.hmrc.co.uk](http://www.hmrc.co.uk) for further details.

# VIVARO COMBI PRICES

Model	Minimum Mass (kg)*	Payload (kg)*	Fuel economy mpg (litres/100km)#			CO <sub>2</sub> emissions (g/km)#	Price (£) exc. VAT	On-the-road RRP (£) inc. VAT
			Urban driving	Extra-urban driving	Combined figure			
<b>L1 H1 9-SEAT COMBI EURO 6C (6.2)</b>								
2900 1.6CDTi (120PS) S/S BlueInjection	1986	879	37.6 (7.5)	53.3 (5.3)	46.3 (6.1)	161	25293.33	<b>31937.00</b>
<b>L1 H1 9-SEAT COMBI+ EURO 6C (6.2)</b>								
2900 1.6CDTi (120PS) S/S BlueInjection	1986	1031	37.6 (7.5)	53.3 (5.3)	46.3 (6.1)	161	27993.33	<b>35177.00</b>
<b>L2 H1 9-SEAT COMBI EURO 6C (6.2)</b>								
2900 1.6CDTi (120PS) S/S BlueInjection	2051	874	37.6 (7.5)	51.3 (5.5)	45.5 (6.2)	164	26093.33	<b>32897.00</b>
<b>L2 H1 6-SEAT COMBI+ EURO 6C (6.2)</b>								
2900 1.6CDTi (120PS) S/S BlueInjection	1993	1082	37.6 (7.5)	52.3 (5.4)	45.5 (6.2)	164	28793.33	<b>36137.00</b>

**Please note:** On-the-road recommended retail prices (RRP) include number plates and delivery to Retailer of £583.33 (exc. VAT), 12 months' Vehicle Excise Duty (£830.00) and new vehicle first registration fee of £55.00. Excludes fuel and insurance. S/S = Start/Stop.

Vehicles with BlueInjection technology will need regular AdBlue® top-ups also between servicing requirements. An indicator integrated into the on-board computer will warn you when you need to top up. More information under [www.vauxhall.co.uk/blueinjection](http://www.vauxhall.co.uk/blueinjection). In accordance with regulations R (EC) No. 715/2007 and R (EC) No. 692/2008 (in the versions respectively applicable).

\* = For definitions please refer to Glossary of Terms.

# = Fuel consumption data and CO<sub>2</sub> emission data are determined using the Worldwide harmonized Light vehicles Test Procedure (WLTP), and the relevant values are translated back to allow the comparability into NEDC, according to regulations R (EC) No. 715/2007, R (EU) No. 2017/1153 and R (EU) No. 2017/1151. The values do not take into account in particular use and driving conditions, equipment or options and may vary depending on the format of tyres.

For more information on official fuel consumption and CO<sub>2</sub> emission values, please read the guidelines at <http://vanfueldata.dft.gov.uk/>

# VIVARO PLATFORM CAB PRICES

Model	Minimum Mass (kg)*	Payload and Body Allowance (kg)*	Fuel economy mpg (litres/100km)#			CO <sub>2</sub> emissions (g/km)#	Price (£) exc. VAT	On-the-road RRP (£) exc. VAT
			Urban driving	Extra-urban driving	Combined figure			
<b>L2 H1 PLATFORM CAB EURO 6B (6.1)</b>								
2900 1.6CDTi BiTurbo (125PS) S/S ecoTEC BlueInjection	1616	1474	37.7 (7.5)	42.2 (6.7)	40.4 (7.0)	181	23880.00	<b>24768.33</b>
2900 1.6CDTi BiTurbo (145PS) S/S BlueInjection	1616	1474	37.7 (7.5)	42.2 (6.7)	40.4 (7.0)	181	24680.00	<b>25568.33</b>

**Please note:** On-the-road recommended retail prices (RRP) include number plates and delivery to Retailer of £583.33 (exc. VAT), 12 months' Vehicle Excise Duty at £250.00 and new vehicle first registration fee of £55.00. Excludes fuel and insurance. S/S = Start/Stop.

Vehicles with BlueInjection technology will need regular AdBlue® top-ups also between servicing requirements. An indicator integrated into the on-board computer will warn you when you need to top up. More information under [www.vauxhall.co.uk/blueinjection](http://www.vauxhall.co.uk/blueinjection). In accordance with regulations R (EC) No. 715/2007 and R (EC) No. 692/2008 (in the versions respectively applicable).

All conversions must follow 'Vauxhall Convertor Requirements' including recommended dimensional data, detailed within Part 1, available at: [www.vauxhall.co.uk/conversiondata](http://www.vauxhall.co.uk/conversiondata). The weight of any fitted conversion body will have to be deducted from these figures to establish actual payload and is subject to correct weight distribution. Variations from the recommended dimensions or weights may affect the vehicle's overall centre of gravity and stability. From 29 April 2013 conversion of N1 vehicles was affected by changes to type approval – for further information refer to the VCA website (N2 vehicles were affected from 29 October 2014). For further information please contact [conversions@vauxhall.co.uk](mailto:conversions@vauxhall.co.uk)

\* = For definitions please refer to Glossary of Terms.

# = Fuel consumption data and CO<sub>2</sub> emission data are determined using the Worldwide harmonized Light vehicles Test Procedure (WLTP), and the relevant values are translated back to allow the comparability into NEDC, according to regulations R (EC) No. 715/2007, R (EU) No. 2017/1153 and R (EU) No. 2017/1151. The values do not take into account in particular use and driving conditions, equipment or options and may vary depending on the format of tyres.

For more information on official fuel consumption and CO<sub>2</sub> emission values, please read the guidelines at <http://vanfueldata.dft.gov.uk/>

All conversions must follow 'Conversion Requirements' available on: [www.vauxhall.co.uk/conversiondata](http://www.vauxhall.co.uk/conversiondata)

# VIVARO EQUIPMENT / OPTIONS

## SAFETY

	Vivaro	Sportive	Limited Edition	Combi/Combi+	Price (£) exc. VAT	Total (£) inc. VAT
<b>Airbags:</b>						
Driver's airbag	●	●	●			
<b>Driver and front passengers' airbag:</b>						
• Front passengers' airbag with deactivation switch Option code: AK5	○	○	○	●	245.00	
• Driver and front passengers' curtain airbags and driver's side-impact airbag Option code: AWH	○	○	○	○	410.00	<b>492.00</b>
• Driver and single front passenger's curtain and side-impact airbags, front passenger's airbag with deactivation switch – Mandates single passenger seat. Option code: AYO	○	○	○	○	610.00	<b>732.00</b>
<b>Stability:</b>						
<b>Electronic Stability Programme–plus (ESP–plus) with traction control:</b> – Works in conjunction with the vehicle's electronic braking and engine systems to keep the vehicle stable in many different situations. ESP monitors a variety of inputs to determine when the vehicle starts to lose traction, it can then immediately respond by varying the brake pressure between up to three wheels and adjust the engine output to help correct the loss of traction and improve stability.	●	●	●	●		
<b>Tyre pressure:</b>						
• Tyre pressure monitoring system Option code: UJO	○	○	○	●	210.00	
<b>Braking:</b>						
<b>Four-channel Anti-lock Braking System (ABS)</b> – Prevents the vehicle's wheels from locking up under heavy braking by momentarily reducing brake pressure at the appropriate wheel, ensuring that you can maintain control of the steering.	●	●	●	●		
<b>Emergency brake assist</b> – When emergency braking is detected the vehicle automatically applies the maximum possible braking assistance.	●	●	●	●		
<b>Electronic brakeforce distribution</b> – Automatically apportions the optimum braking force to each wheel.	●	●	●	●		
<b>Hill start assist</b> – Briefly maintains rear brake pressure to stop the vehicle rolling back on an incline.	●	●	●	●		
<b>Bulkhead:</b>						
• Full-height steel bulkhead without window – Optional on Platform Cab models.	●					
• Full-height ABS plastic bulkhead with window – Doublecab only.	●	●	●			
• Full-height steel bulkhead with window Option code: AX9	○				75.00	
<b>FlexCargo load-through bulkhead – Panel Van only:</b>						
• Dual front passengers' seat with storage, rotating clipboard and fold-flat centre • Load-through bulkhead Option code: AYW	○	●	●		265.00	
• Dual front passengers' seat with storage, rotating clipboard and fold-flat centre • Load-through bulkhead with window Option code: AYV	○				330.00	
• Dual front passengers' seat with storage, rotating clipboard and fold-flat centre • Load-through bulkhead with window Option code: AYV		○	○		75.00	

# VIVARO EQUIPMENT / OPTIONS

## SECURITY

	Vivaro	Sportive	Limited Edition	Combi/Combi+	Price (£) exc. VAT	Total (£) inc. VAT
<b>Features:</b>						
• Electronic engine deadlock immobiliser • Steering column lock • Secure fuel filler flap	●	●	●	●		
• Internal lockable rear and sliding side-access doors • Anti-theft spare wheel cradle	●	●	●	●		
<b>Remote control door locking (features depending on body type):</b>						
• Remote control door locking • Two keys with integral remote • Door deadlocks	●	●	●	●		
• Selective door locking • Two three-button keys with integral remote – <i>Only available with one-touch facility for electrically operated windows.</i> Option code: AUX	○	●	●	○/●	205.00	<b>246.00</b>
• Third key with integral remote Option code: K69	○	○	○	○	115.00	<b>138.00</b>
<b>Keyless entry and start:</b>						
• Keyless entry and start – <i>H1 models only.</i> – <i>Start/Stop models. Only available with electronic climate control (all models excluding Combi). Adds one-touch facility for electrically operated front-windows.</i> Option code: AVT	○	○	○	○/–	260.00	<b>312.00</b>
<b>Security alarm system:</b>						
• Engine compartment protection • Ultrasonic detectors in load area • Siren • Thatcham Category 1 approved (TUL3–180/0116) – <i>H1 models only. Not available on Platform Cab models.</i> Option code: XBGY	○	○	○	○	325.00	<b>390.00</b>

## COMFORT

<b>Comfort:</b>						
• Height-adjustable steering wheel • Leather-covered steering wheel (Sportive / Limited Edition / Combi+ models) • Facia-mounted gear lever • Floor-mounted handbrake lever • Vinyl floor covering • Inertia-reel lap and diagonal seatbelts • Height-adjustable outer front seatbelts	●	●	●	●		

# VIVARO EQUIPMENT / OPTIONS

<b>SEATING</b>	Vivaro	Sportive	Limited Edition	Combi/Combi+	Price (£) exc. VAT	Total (£) inc. VAT
<b>Driver's seat:</b> • Height • Reach • Backrest recline • Driver's active safety head restraint • Height-adjustable padded head restraint • Driver's seat armrest	●	●	●	●		
<b>Dual front passengers' bench seat:</b> • Fixed position bench seat and backrest • Height-adjustable outer front padded head restraint • Fixed centre seat padded head restraint	●			● / -		
<b>Dual front passengers' seat with underseat storage</b> • Fixed position bench seat and backrest • Height-adjustable outer front padded head restraint • Fixed centre seat padded head restraint – <i>Doublecab / Combi models.</i> Option code: AGE	○	●	●	○ / ●	175.00	<b>210.00</b>
<b>Single front passenger's seat:</b> • Lumbar adjustment • Height • Reach • Backrest recline • Height-adjustable padded head restraint • Armrest – <i>Sportive / Limited Edition Panel Van models will be supplied with full-height steel bulkhead when this option is specified.</i> Option code: AGD	○	○	○	○	155.00	<b>186.00</b>
<b>Heated front seats:</b> • Electrically heated driver and single front passenger seats – <i>Only available with either single front passenger seat and curtain airbags / side-impact airbag options.</i> Option code: KA1	○	○	○	○	160.00	<b>192.00</b>
<b>Seat trim:</b> • Blue Tricess cloth seat trim	●			● / -		
• Black Connect embossed cloth seat trim		●	●	- / ●		
• Eco-Leather seat trim – <i>1.25mm thick Microfibre featuring improved anti-tear / scratch, acid / alkali and light resistance, making it a better choice for the environment of a commercial vehicle</i> • Driver and single front passenger seat (2 seats) – Panel Van – <i>Only available when single front passenger seat is specified.</i> Option code: XIEQ		○	○		540.00	
• Eco-Leather seat trim – <i>1.25mm thick Microfibre featuring improved anti-tear / scratch, acid / alkali and light resistance, making it a better choice for the environment of a commercial vehicle</i> • Driver and dual front passenger bench seat (3 seats) – Panel Van Option code: XIER		○	○		720.00	
• Eco-Leather seat trim – <i>1.25mm thick Microfibre featuring improved anti-tear / scratch, acid / alkali and light resistance, making it a better choice for the environment of a commercial vehicle</i> • Driver, single front passenger and rear bench seat (5 seats) – Doublecab – <i>Only available when single front passenger seat is specified.</i> Option code: XIES		○	○		1125.00	
• Eco-Leather seat trim – <i>1.25mm thick Microfibre featuring improved anti-tear / scratch, acid / alkali and light resistance, making it a better choice for the environment of a commercial vehicle</i> • Driver, dual front passenger and rear bench seat (6 seats) – Doublecab Option code: XIET		○	○		1323.00	

# VIVARO EQUIPMENT / OPTIONS

<b>REAR SEATING</b>	Vivaro	Sportive	Limited Edition	Combi/Combi+	Price (£) exc. VAT	Total (£) inc. VAT
<b>Doublecab second-row seating:</b> <ul style="list-style-type: none"> <li>• Three-individually contoured rear seats • Inertia-reel lap and diagonal seatbelts</li> <li>• Padded head restraints</li> </ul>	●	●	●			
<ul style="list-style-type: none"> <li>• Underseat storage • 12-volt accessory socket</li> </ul>		●	●			
<b>Combi second-row seating:</b> <ul style="list-style-type: none"> <li>• Three-passenger removable bench seat</li> <li>• 60/40 split-folding seat back for easier access to third-row bench seat</li> <li>• Height-adjustable padded head restraints • Inertia-reel lap and diagonal seatbelts</li> </ul>				●		
<b>Combi third-row seating:</b> <ul style="list-style-type: none"> <li>• Three-passenger bench seat • Height-adjustable padded head restraints</li> <li>• Fold and tumble feature for creating extra load area without removing seats</li> <li>• Removable rear seats • Inertia-reel lap and diagonal seatbelts • Armrests</li> </ul>				●		
<b>CABIN STORAGE</b>						
<b>Accessory sockets:</b> <ul style="list-style-type: none"> <li>• Facia-mounted 12-volt accessory socket</li> </ul>	●	●	●	●		
<b>Facia storage:</b> <ul style="list-style-type: none"> <li>• Nine facia storage spaces offering more than 24 litres of storage</li> <li>• Storage compartment with lid above glovebox (no lid on Platform Cab models)</li> <li>• Illuminated glovebox • Three drinks holders • Coin holder</li> </ul>	●	●	●	●		
<b>Front door pockets:</b> <ul style="list-style-type: none"> <li>• Large door pockets with drinks holder</li> </ul>	●	●	●	●		

# VIVARO EQUIPMENT / OPTIONS

## DRIVER ASSISTANCE

	Vivaro	Sportive	Limited Edition	Combi/Combi+	Price (£) exc. VAT	Total (£) inc. VAT
<b>Windscreen wipers:</b> • Two-speed windscreen wipers • Variable intermittent wipe • Electric screenwash	●	●	●	●		
<b>Multi-function trip computer:</b> • Trip odometer • Vehicle range based on remaining fuel • Average speed • Average fuel economy • Instantaneous fuel economy • Driving time	●	●	●	●		
<b>Parking assistance:</b> • Rear parking distance sensors Option code: UD7	○	●	●	○	235.00	<b>282.00</b>
• Rear-view camera – H1 models only. Not available on Platform Cab models. – Requires Sight and Light Pack (Sportive models). Option code: UDS		○	○		295.00	
• Rear-view camera • Rear parking distance sensors – H1 models only. Not available on Platform Cab models. – Requires Lighting Pack / Sight and Light Pack. Option code: UDS	○			○	520.00	<b>624.00</b>
• Nearside blind-spot / junction mirror located in front passenger sunvisor	●	●	●	●		
Cruise control, speed limiter Option code: K34	○	●	●	○/●	260.00	<b>312.00</b>
<b>Speed limiter – These are factory-fitted speed limiters that cannot be adjusted by driver:</b> • Choice of three speeds: 56mph / 62mph / 68mph						
Option code: KYJ (56mph)						
Option code: KYK (62mph)	○	○	○	○	85.00	<b>102.00</b>
Option code: KYL (68mph)						



# VIVARO EQUIPMENT / OPTIONS

## DRIVER INFORMATION

	Vivaro	Sportive	Limited Edition	Combi/Combi+	Price (£) exc. VAT	Total (£) inc. VAT
<b>Instrumentation:</b> • Speedometer • Rev counter • Fuel gauge with low fuel warning light • Fuel economy gauge • Coolant temperature warning light	●	●	●	●		
<b>ECO features:</b> • Shift-up indicator – Indicates when to change gear for optimum fuel economy.	●	●	●	●		
<b>Driver information display:</b> • Monochrome display located in instrument cluster • Odometer • Service-due indicator • Displays trip computer data	●	●	●	●		
<b>Central fascia display:</b> • Audio information • Digital clock with automatic RDS time adjustment • Outside air temperature with ice warning function • Additional features and location dependent on infotainment unit (see Audio, Communication and Navigation for details)	●	●	●	●		
<b>Warning indicators:</b> • Low oil level, low brake fluid, brake pad wear, battery, fuel filter, low AdBlue® level, seatbelt warning and doors open	●	●	●	●		
<b>Digital tachograph:</b> • Odometer display is changed from miles to kilometres – Digital tachograph only available with R 16 audio unit. – Important: The digital tachograph must be specified at time of ordering as it cannot be fitted retrospectively. Option price does not include calibration which must be carried out at an approved tachograph centre within 14 days of the vehicle's registration. Please note: The legislation regarding the use of tachographs is complex and operators should seek independent advice or speak to the Commercial Vehicle specialist at your Vauxhall retailer to ensure compliance. Alternatively your local DVLA office will also be able to provide clarification of the relevant legislation.	○			○	535.00	<b>642.00</b>
						Option code: TGP

## PACKS

<b>Navigation Pack:</b> • Satellite navigation – NAVI 50 IntelliLink. • Rear parking distance sensors • Rear-view camera • One-touch electrically operated front windows • Three-button key • Selective door locking – H1 models only. Not available on Platform Cab models. Requires Lighting Pack / Sight and Light Pack.	○			○	1005.00	<b>1206.00</b>
						Option code: OEC
<b>Navigation Pack:</b> • Satellite navigation – NAVI 50 IntelliLink. • Rear-view camera – Requires Sight and Light Pack.		○			860.00	
						Option code: OEC

# VIVARO EQUIPMENT / OPTIONS

## INFOTAINMENT

	Vivaro	Sportive	Limited Edition	Combi/Combi+	Price (£) exc. VAT	Total (£) inc. VAT
<b>R 16 BT USB:</b> <b>Onboard features:</b> • DAB digital radio • AM/FM stereo radio with 6-station presets • RDS with Traffic Programme • Two speakers – <i>Four on Combi models.</i> • 20 watts per channel output <b>Media connections:</b> • USB connection with iPod control • Aux-in socket • Bluetooth® audio streaming (A2DP Profile) <b>Mobile phone portal:</b> • Bluetooth® connectivity • Handsfree calls via steering wheel controls • Vehicle microphone • Phone book access – <i>Contacts / last calls / missed calls etc. (features dependent on mobile phone).</i>	●	N/C	N/C	●		
<b>CD 18 BT USB:</b> <b>Onboard features:</b> • DAB digital radio • AM/FM stereo radio with 6-station presets • CD/MP3 CD player • RDS with Traffic Programme • Two Speakers – <i>Four on Combi models</i> • 20 watts per channel output <b>Media connections:</b> • USB connection with iPod control • Aux-in socket • Bluetooth® audio streaming (A2DP Profile) <b>Mobile phone portal:</b> • Bluetooth® connectivity • Handsfree calls via steering wheel controls • Vehicle microphone • Phone book access – <i>Contacts / last calls / missed calls etc. (features dependent on mobile phone).</i> Option code: 2L2		●				
<b>NAVI 50 IntelliLink – Not available when tachograph is specified:</b> <b>Onboard features:</b> • DAB digital radio • AM/FM stereo radio with 18-station presets • 7-inch facia-mounted colour touchscreen • RDS with Traffic Programme • Two speakers – <i>Four on Combi models.</i> • 20 watts per channel output <b>Navigation features:</b> • Satellite navigation system • 3D street level mapping • Major route mapping for Western Europe <b>Media connections:</b> • USB connection with iPod control • Aux-in socket • Bluetooth® audio streaming (A2DP Profile) • Siri voice control <b>Mobile phone portal:</b> • Bluetooth® connectivity • Handsfree calls via steering wheel controls • Vehicle microphone • Phone book access – <i>Contacts / last calls / missed calls etc. are mirrored on the display and are easily navigated using the touchscreen (features dependent on mobile phone).</i> Option code: 10P	○	○	●	○	660.00	792.00
<b>NAVI 80 IntelliLink – Only available in conjunction with cruise control. Not available when tachograph is specified:</b> <b>Onboard features:</b> • DAB digital radio • AM/FM stereo radio with 18-station presets • 7-inch facia-mounted colour touchscreen • RDS with Traffic Programme • Two speakers – <i>Four on Combi models.</i> • 20 watts per channel output <b>Navigation features:</b> • Satellite navigation system • TomTom LIVE services (inclusive subscription for TomTom LIVE ends 31 December 2020, and cannot be renewed) • 3D street level mapping • Major route mapping for Europe • Traffic Information <b>Media connections:</b> • USB connection with iPod control • Aux-in socket • Bluetooth® audio streaming (A2DP Profile) • Integrated voice control <b>Mobile phone portal:</b> • Bluetooth® connectivity • Handsfree calls via steering wheel controls • Vehicle microphone • Phone book access – <i>Contacts / last calls / missed calls etc. are mirrored on the display and are easily navigated using the touchscreen (features dependent on mobile phone).</i> Option code: 2L9	○	○	○	○	1080.00	1296.00

# VIVARO EQUIPMENT / OPTIONS

## INFOTAINMENT

	Vivaro	Sportive	Limited Edition	Combi/Combi+	Price (£) exc. VAT	Total (£) inc. VAT
<b>Flexdock for smartphone / tablet:</b>						
• Universal smartphone docking station (up to 4.7-inch) Option code: UV8	○	○	●	○	50.00	<b>60.00</b>
• Tablet docking station (up to 4.8 – 10.6 inch) – <i>Only available with R 16 audio unit.</i> Option code: B8L	○			○/–	70.00	<b>84.00</b>
<b>Additional features:</b>						
• Steering column mounted audio controls • Flexible roof-mounted aerial	●	●	●	●		

## HEATING AND VENTILATION

<b>Cab heating:</b>						
• Four-speed fan • Illuminated controls • Four adjustable facia vents • Windscreen demist vents • Side window demist vents	●	●	●	●		
<b>Climate and Cruise Pack:</b>						
• Air conditioning with air recirculation facility (cab only) • CD 18 BT USB audio unit • Cruise control Option code: XAEB	○			○/–	770.00	<b>924.00</b>
<b>Air conditioning – Cab only:</b>						
• Air recirculation facility • Pollen filter • Illuminated controls • Chilled glovebox facility Option code: C60	○	●	●	○/–	750.00	<b>900.00</b>
<b>Electronic climate control:</b>						
• Incorporating air conditioning • LCD temperature display • Automatic air direction and fan speed with manual override • Illuminated controls • Pollen filter • Chilled glovebox facility – <i>Requires Lighting Pack.</i> Option code: C68	○				890.00	
<b>Electronic climate control:</b>						
• LCD temperature display • Automatic air direction and fan speed with manual override • Illuminated controls • Pollen filter • Chilled glovebox facility – <i>Requires Sight and Light Pack.</i> Option code: C68		○	○		260.00	
<b>Air conditioning – Cab and saloon:</b>						
• Air recirculation facility • Pollen filter • Illuminated controls • Chilled glovebox facility • Auxiliary heating ducts Option code: CJ5				○/●		<b>1272.00</b>

Please note: The air conditioning in vehicles with N1 type approval relies upon fluorinated greenhouse gases (R134a) for its functioning. The front system contains a quantity of overall 580g of R 134a, which corresponds to a CO<sub>2</sub> equivalent of 0.83 tons. The front and rear system contains a quantity of overall 890g of R 134a, which corresponds to a CO<sub>2</sub> equivalent of 1.27 tons. The global warming potential amounts to 1430. Information acc. to R (EU) No. 517/2014.

# VIVARO EQUIPMENT / OPTIONS

<b>LOAD ACCESS</b>	<b>Vivaro</b>	<b>Sportive</b>	<b>Limited Edition</b>	<b>Combi/Combi+</b>	<b>Price (£) exc. VAT</b>	<b>Total (£) inc. VAT</b>
Illuminated load / saloon area	●	●	●	●		
<b>Nearside access – Panel Van only:</b>						
<b>Nearside side-access door:</b>	●	●	●			
• Nearside sliding side-access door • Unglazed						
<b>Offside access – Panel Van only:</b>						
<b>Offside side-access door:</b>	○	○	○		300.00	
• Offside sliding side-access door • Unglazed						
Option code: BSJ						
<b>Nearside and offside access:</b>						
<b>Side-access doors with fixed windows – Standard on Doublecab:</b>						
• Fixed window to standard nearside side-access door • Offside side-access door	○	○	○	● / –	380.00	
• Fixed window to offside side-access door						
Option code: BSB						
<b>Side-access doors with sliding windows – Panel Van models. Only available with glazed rear doors / tailgate:</b>						
• Sliding window to standard nearside side-access door • Offside side-access door	○	○	○		430.00	
• Sliding window to offside side-access door						
Option code: BSC						
<b>Side-access doors with sliding windows – Doublecab / Combi models:</b>						
• Sliding window to standard glazed nearside side-access door	○	○	○	○ / ●	60.00	<b>72.00</b>
• Sliding window to standard glazed offside side-access door						
Option code: BSC						
<b>Rear access:</b>						
<b>Rear solid doors:</b>	●	●	●			
• Twin rear doors • 90°/180° opening						
• Twin rear doors • 270° opening – Not available on L1 models.	○	○	○		250.00	
Option code: 7U4						
<b>Rear glazed doors:</b>						
• Glazed rear doors • 90°/180° opening – Only available with glazed bulkhead options.	○	○	○	○	85.00	<b>102.00</b>
Option code: J1X						
• Glazed tailgate – Not available on H2 models. Only with glazed bulkhead and heated rear windows with wash/wipe facility options.	○	○	○	●	120.00	
Option code: J1U						
• Heated rear windows with wash/wipe facility – Only with glazed rear door and tailgate options.	○	○	○	●	60.00	
Option code: C25						

# VIVARO EQUIPMENT / OPTIONS

## LOAD RESTRAINT

	Vivaro	Sportive	Limited Edition	Combi/Combi+	Price (£) exc. VAT	Total (£) inc. VAT
<b>Load anchorage:</b>						
• Fixed floor-mounted load restraint lashing eyes	●	●	●			
<b>Load lining:</b>						
• Full-height coated wooden load lining panels – <i>H1 Panel Van only.</i> Option code: ERK	○	○	○		310.00	
• Full-height light plastic honeycomb load lining panels – <i>H1 only.</i> Option code: B6H	○	○	○		305.00	
• Resin-coated laminate plywood load floor covering – <i>H1 only.</i> Option code: B68	○	○	○		345.00	
• Resin-coated laminate plywood wheel arch protection – <i>H1 only.</i> Option code: B65	○	○	○		210.00	

## EXTERIOR LIGHTING





<b>Standard lighting:</b>						
• Lights-on audible warning • Electric headlight beam levelling • Twin reversing lights • Hazard warning lights • Rear fog lights • High-level brake light • High-level tail lights • Side-repeat indicators • Daytime running lights – <i>LED on Sportive / Limited Edition models.</i>	●	●	●	●		
• Front fog lights – <i>Chrome surround on Limited Edition models.</i> Option code: T3U	○	●	●	○/●	120.00	<b>144.00</b>
<b>Lighting Pack:</b>						
• Static cornering lights • Front fog lights • Automatic lighting control • Rain-sensitive windscreen wipers • Door-to-door illumination Option code: XAEG	○			○/–	260.00	<b>312.00</b>
<b>Sight and Light Pack:</b>						
• Automatic lighting control • Rain-sensitive windscreen wipers Option code: 5BT		○	●	–/○	245.00	<b>294.00</b>

# VIVARO EQUIPMENT / OPTIONS

## EXTERIOR CONVENIENCE / STYLING

	Vivaro	Sportive	Limited Edition	Combi/Combi+	Price (£) exc. VAT	Total (£) inc. VAT
<b>Exterior features:</b> • Unique styled graphics – Black or silver dependent on exterior colour. Please see Exterior Colours page.			●			
<b>Appearance Pack One:</b> • Body-colour front bumper • Body-colour rear quarter bumpers – H2 models are only available when Glacier White or Platinum Silver colours are specified. Option code: 5LK	○	●		○/–	310.00	<b>372.00</b>
<b>Appearance Pack - Sportive:</b> • Chrome-effect front grille • Body-colour rear bumper • Body-colour rear quarter bumpers • Body-colour side-protection mouldings • Body-colour mirror housings and sliding door rail cover • Body-colour D pillar and light surrounds Option code: 5LS		○	●		450.00	
<b>Windows:</b> • Electrically operated front windows	●	●	●	●		
• One-touch facility for electrically operated windows Option code: AXG	○	●	●	○/●	50.00	<b>60.00</b>
• Dark-tinted rear glazing – H1 models only. Only available with glazed rear doors / tailgate with heated windows and wash / wipe facility. – Excludes Platform Cab. Option code: AJS	○	○	○	○/●	360.00	<b>432.00</b>
<b>Door mirrors:</b> • Foldable electrically adjustable/heated door mirrors • Wide-angle mirror on driver's side	●	●	●	●		
<b>Paint finish:</b> • Special paint – Restrictions apply, please consult your Retailer for details.	○			○/–	<b>At extra cost</b>	







# VIVARO EQUIPMENT / OPTIONS

<b>EXTERIOR COLOURS</b>		Vivaro	Sportive	Limited Edition	Combi/Combi+	Price (£) exc. VAT	Total (£) inc. VAT
	<b>Glacier White (10U)</b> <ul style="list-style-type: none"> <li>• Solid paint</li> <li>• Black alloy wheels / graphics on Limited Edition models</li> </ul>	●	●	●	●		
	<b>Flame Red (79U / 79Z)</b> <ul style="list-style-type: none"> <li>• Brilliant paint</li> <li>• Black or silver alloy wheels / graphics on Limited Edition models</li> </ul>						
	<b>Iron Grey (10D)</b> <ul style="list-style-type: none"> <li>• Brilliant paint</li> <li>• Silver alloy wheels / graphics on Limited Edition models</li> </ul>						
	<b>Spring Green (10G / 10Z)</b> <ul style="list-style-type: none"> <li>• Brilliant paint</li> <li>• Black alloy wheels / graphics on Limited Edition models</li> </ul>	○	N/C	N/C	○	320.00	<b>384.00</b>

The colours reproduced may vary slightly from the actual paint colour. As a result they should be used as a guide only. Your Vauxhall Retailer has a comprehensive display of our paint samples.

# VIVARO EQUIPMENT / OPTIONS

## EXTERIOR COLOURS





		Vivaro	Sportive	Limited Edition	Combi/Combi+	Price (£) exc. VAT	Total (£) inc. VAT
	<b>Panorama Blue (4UU)</b> • Two-coat metallic paint • Silver alloy wheels / graphics on Limited Edition models						
	<b>Midnight Black (92U)</b> • Two-coat metallic paint • Silver alloy wheels / graphics on Limited Edition models						
	<b>Cassiopeia Silver (10J)</b> • Two-coat metallic paint • Silver alloy wheels / graphics on Limited Edition models	○	N/C	N/C	○	450.00	<b>540.00</b>
	<b>Copper Brown (10K)</b> • Two-coat metallic paint • Silver alloy wheels / graphics on Limited Edition models						
	<b>Jasper Brown (10E)</b> • Two-coat metallic paint • Silver alloy wheels / graphics on Limited Edition models						
	<b>Platinum Silver (10H)</b> • Two-coat metallic paint • Black alloy wheels / graphics on Limited Edition models						

The colours reproduced may vary slightly from the actual paint colour. As a result they should be used as a guide only. Your Vauxhall Retailer has a comprehensive display of our paint samples.



# VIVARO EQUIPMENT / OPTIONS

## WHEELS AND TYRES

	Vivaro	Sportive	Limited Edition	Combi/Combi+	Price (£) exc. VAT	Total (£) inc. VAT
 <p><b>16-inch steel wheels with centre cap:</b></p> <ul style="list-style-type: none"> <li>• 205/65 R 16 tyres (1.6CDTi 95/120/125PS engines)</li> <li>• 215/65 R 16 tyres (1.6CDTi 145PS engines)</li> <li>• Full-size spare wheel</li> </ul>	●					
 <p><b>16-inch steel wheels with wheel trims:</b></p> <ul style="list-style-type: none"> <li>• 205/65 R 16 tyres (1.6CDTi 95/120/125PS engines)</li> <li>• 215/65 R 16 tyres (1.6CDTi 145PS engines)</li> <li>• Full-size spare wheel</li> </ul>		●		●		
 <p><b>17-inch black alloy wheels:</b></p> <ul style="list-style-type: none"> <li>• 215/60 R 17 tyres</li> <li>• 16-inch steel spare wheel</li> <li>– On Limited Edition models, wheel finish dependent on body colour. Please see Exterior Colours page.</li> </ul>			●			
 <p><b>17-inch silver alloy wheels:</b></p> <ul style="list-style-type: none"> <li>• 215/60 R 17 tyres</li> <li>• 16-inch steel spare wheel</li> <li>– Not available on H2 or Platform Cab models.</li> <li>– On Limited Edition models, wheel finish dependent on body colour. Please see Exterior Colours page.</li> </ul>	○	○	●		630.00	<b>756.00</b>
						Option code: RS6
<p><b>All-season tyres:</b></p> <ul style="list-style-type: none"> <li>• 205/65 R 16 (All engines)</li> </ul>	○	○			215.00	<b>258.00</b>
						Option code: NRK
<p>Tyre inflation kit in lieu of spare wheel – Not available on L2 Combi models.</p>	N/C	N/C	N/C	N/C / ●	<b>No-cost option</b>	
						Option code: WTC

# VIVARO EQUIPMENT / OPTIONS

## MECHANICAL

	Vivaro	Sportive	Limited Edition	Combi/Combi+	Price (£) exc. VAT	Total (£) inc. VAT
<b>Transmission:</b> Six-speed manual gearbox: • Front-wheel drive • Transverse engine/gearbox	●	●	●	●		
<b>Steering:</b> • Hydraulic power-assisted rack and pinion system • Energy absorbing steering column <b>Turning circles</b> <b>Kerb-to-kerb</b> FWD L1                      11.8m (38.7ft.) FWD L2                      13.2m (43.3ft.)	●	●	●	●		
<b>Brakes:</b> Front ventilated disc brakes: • 296mm x 28mm Rear disc brakes: • 280mm x 12mm	●	●	●	●		
<b>Power take-off</b> • Engine driven power take-off • Six-pin / two-pin connector for conversions Option code: V66 Option code: KPD	○	○	○		220.00	
<b>Fuel tank:</b> • 80 litres (17.6 gallons) capacity	●	●	●	●		
<b>AdBlue® tank:</b> • 22 litres (4.8 gallons) capacity	●	●	●	●		
<b>Towing:</b> • Tow bar with 13-pin electrics • Trailer stability programme – Excludes Platform Cab models. Does not suit trailers with LED lights. For trailers with LED lights use genuine Vauxhall Accessory tow bars which also include trailer stability programme. Unless specific exemptions apply, vehicles operated with a trailer, where the combined weight of the vehicle, trailer and payload exceeds 3500kg, require a digital tachograph. Option code: VR2	○	○	○		325.00	<b>390.00</b>
<b>Electrical:</b> • 80Ah maintenance-free battery (70Ah on air conditioned models) • 185A alternator (150A on air conditioned models) • Second battery Option code: XBEY	●	●	●	●	510.00	
<b>CANbus interface:</b> Allows the vehicle's electrical systems to integrate with additional equipment. Option code: KC6	○	○	○	○	135.00	<b>162.00</b>
Six-pin / two pin electrical connector for conversions Option code: KPD	○	○	○	○	60.00	<b>72.00</b>
<b>Vehicle tracking:</b> A supplementary vehicle enhancement applied and supported by Masternaut as a 3rd Party Converter. This enhancement does not include Aftersales support. The enhancement is reversible. The telematics services are provided by Masternaut Limited ('Masternaut') and are subject to the end-user terms of Masternaut. Masternaut is an independent technology service provider. Vauxhall is not provider and not responsible for the telematics services offered by Masternaut.						
• Telematic box – Base Option code: XIDM	○	○	○	○	215.00	<b>258.00</b>
• Telematic box – Premium Option code: XIDN	○	○	○	○	280.00	<b>336.00</b>
<b>Front suspension:</b> • MacPherson type • Independent double wishbones • Coil springs • Gas-pressure dampers	●	●	●	●		
<b>Rear suspension:</b> • Independent four-link, progressive-rate mini-block springs • Gas-pressure dampers	●	●	●	●		

# MOVANO PANEL VAN PRICES

Model	Minimum Mass (kg)*	Payload (kg)*	Fuel economy mpg (litres/100km)#			CO <sub>2</sub> emissions (g/km)#	Price (£) exc. VAT	On-the-road RRP (£) exc. VAT
			Urban driving	Extra-urban driving	Combined figure			
<b>L1 H1 FWD PANEL VAN EURO 6B (6.1)</b>								
2800 2.3CDTi (110PS) BlueInjection	1927	858	32.1 (8.8)	40.4 (7.0)	36.7 (7.7)	201	24645.00	<b>25533.33</b>
2800 2.3CDTi (130PS) BlueInjection	1927	858	32.1 (8.8)	40.4 (7.0)	36.7 (7.7)	201	25445.00	<b>26333.33</b>
3300 2.3CDTi (110PS) BlueInjection	1932	1353	32.1 (8.8)	40.4 (7.0)	36.7 (7.7)	201	25895.00	<b>26783.33</b>
3300 2.3CDTi (130PS) BlueInjection	1932	1353	32.1 (8.8)	40.4 (7.0)	36.7 (7.7)	201	26695.00	<b>27583.33</b>
3500 2.3CDTi (110PS) BlueInjection	1937	1548	32.1 (8.8)	40.4 (7.0)	36.7 (7.7)	201	26545.00	<b>27433.33</b>
3500 2.3CDTi (130PS) BlueInjection	1937	1548	32.1 (8.8)	40.4 (7.0)	36.7 (7.7)	201	27345.00	<b>28233.33</b>
3500 2.3CDTi BiTurbo (145PS) S/S BlueInjection	1946	1539	38.2 (7.4)	42.8 (6.6)	40.9 (6.9)	179	28455.00	<b>29343.33</b>
<b>L1 H2 FWD PANEL VAN EURO 6B (6.1)</b>								
2800 2.3CDTi (110PS) BlueInjection	1955	830	31.7 (8.9)	39.8 (7.1)	36.2 (7.8)	204	25245.00	<b>26133.33</b>
2800 2.3CDTi (130PS) BlueInjection	1955	830	31.7 (8.9)	39.8 (7.1)	36.2 (7.8)	204	26045.00	<b>26933.33</b>
3300 2.3CDTi (110PS) BlueInjection	1960	1325	31.7 (8.9)	39.8 (7.1)	36.2 (7.8)	204	26495.00	<b>27383.33</b>
3300 2.3CDTi (130PS) BlueInjection	1960	1325	31.7 (8.9)	39.8 (7.1)	36.2 (7.8)	204	27295.00	<b>28183.33</b>
3500 2.3CDTi (110PS) BlueInjection	1965	1520	31.7 (8.9)	39.8 (7.1)	36.2 (7.8)	204	27145.00	<b>28033.33</b>
3500 2.3CDTi (130PS) BlueInjection	1965	1520	31.7 (8.9)	39.8 (7.1)	36.2 (7.8)	204	27945.00	<b>28833.33</b>
3500 2.3CDTi BiTurbo (145PS) S/S BlueInjection	1974	1511	37.2 (7.6)	42.2 (6.7)	40.4 (7.0)	183	29055.00	<b>29943.33</b>
<b>L2 H2 FWD PANEL VAN EURO 6B (6.1)</b>								
3300 2.3CDTi (110PS) BlueInjection	2004	1281	31.7 (8.9)	39.8 (7.1)	36.2 (7.8)	204	27850.00	<b>28738.33</b>
3300 2.3CDTi (130PS) BlueInjection	2004	1281	31.7 (8.9)	39.8 (7.1)	36.2 (7.8)	204	28650.00	<b>29538.33</b>
3500 2.3CDTi (110PS) BlueInjection	2009	1476	31.7 (8.9)	39.8 (7.1)	36.2 (7.8)	204	28500.00	<b>29388.33</b>
3500 2.3CDTi (110PS) S/S BlueInjection	2009	1476	34.9 (8.1)	39.8 (7.1)	37.7 (7.5)	194	28790.00	<b>29678.33</b>
3500 2.3CDTi (130PS) BlueInjection	2009	1476	31.7 (8.9)	39.8 (7.1)	36.2 (7.8)	204	29300.00	<b>30188.33</b>
3500 2.3CDTi BiTurbo (145PS) S/S BlueInjection	2018	1467	37.2 (7.6)	42.2 (6.7)	40.4 (7.0)	183	30410.00	<b>31298.33</b>
3500 2.3CDTi BiTurbo (170PS) S/S Tecshift BlueInjection	2018	1467	36.2 (7.8)	40.9 (6.9)	39.2 (7.2)	187	32535.00	<b>33423.33</b>
<b>L2 H3 FWD PANEL VAN EURO 6B (6.1)</b>								
3500 2.3CDTi (110PS) BlueInjection	2050	1435	31.7 (8.9)	39.8 (7.1)	36.2 (7.8)	204	29200.00	<b>30088.33</b>
3500 2.3CDTi (130PS) BlueInjection	2050	1435	31.7 (8.9)	39.8 (7.1)	36.2 (7.8)	204	30000.00	<b>30888.33</b>
3500 2.3CDTi BiTurbo (145PS) S/S BlueInjection	2059	1426	37.2 (7.6)	42.2 (6.7)	40.4 (7.0)	183	31110.00	<b>31998.33</b>
3500 2.3CDTi BiTurbo (170PS) S/S Tecshift BlueInjection	2059	1426	36.2 (7.8)	40.9 (6.9)	39.2 (7.2)	187	33235.00	<b>34123.33</b>

Please note: On-the-road recommended retail prices (RRP) include number plates and delivery to Retailer of £583.33 (exc. VAT), 12 months' Vehicle Excise Duty at £250.00 and new vehicle first registration fee of £55.00. Excludes fuel and insurance.

S/S = Start/Stop.

Vehicles with BlueInjection technology will need regular AdBlue® top-ups also between servicing requirements. An indicator integrated into the on-board computer will warn you when you need to top up. More information under [www.vauxhall.co.uk/blueinjection](http://www.vauxhall.co.uk/blueinjection). In accordance with regulations R (EC) No. 715/2007 and R (EC) No. 692/2008 (in the versions respectively applicable).

\* = For definitions please refer to Glossary of Terms.

# = Fuel consumption data and CO<sub>2</sub> emission data are determined using the Worldwide harmonized Light vehicles Test Procedure (WLTP), and the relevant values are translated back to allow the comparability into NEDC, according to regulations R (EC) No. 715/2007, R (EU) No. 2017/1153 and R (EU) No. 2017/1151. The values do not take into account in particular use and driving conditions, equipment or options and may vary depending on the format of tyres.

For more information on official fuel consumption and CO<sub>2</sub> emission values, please read the guidelines at <http://vanfueldata.dft.gov.uk/>

# MOVANO PANEL VAN PRICES

Model	Minimum Mass (kg)*	Payload (kg)*	Fuel economy mpg (litres/100km)#			CO <sub>2</sub> emissions (g/km)#	Price (£) exc. VAT	On-the-road RRP (£) exc. VAT
			Urban driving	Extra-urban driving	Combined figure			
<b>L3 H2 FWD PANEL VAN EURO 6B (6.1)</b>								
3500 2.3CDTi (110PS) BlueInjection	2090	1395	31.4 (9.0)	39.2 (7.2)	35.8 (7.9)	207	29200.00	<b>30088.33</b>
3500 2.3CDTi (110PS) S/S BlueInjection	2090	1395	34.4 (8.2)	39.2 (7.2)	37.2 (7.6)	197	29490.00	<b>30378.33</b>
3500 2.3CDTi (130PS) BlueInjection	2090	1395	31.4 (9.0)	39.2 (7.2)	35.8 (7.9)	207	30000.00	<b>30888.33</b>
3500 2.3CDTi BiTurbo (145PS) S/S BlueInjection	2099	1386	36.2 (7.8)	41.5 (6.8)	39.2 (7.2)	186	31110.00	<b>31998.33</b>
3500 2.3CDTi BiTurbo (170PS) S/S BlueInjection	2099	1386	36.7 (7.7)	40.4 (7.0)	38.7 (7.3)	189	32360.00	<b>33248.33</b>
3500 2.3CDTi BiTurbo (170PS) S/S Tecshift BlueInjection	2099	1386	35.8 (7.9)	40.4 (7.0)	38.7 (7.3)	189	33235.00	<b>34123.33</b>
<b>L3 H3 FWD PANEL VAN EURO 6B (6.1)</b>								
3500 2.3CDTi (110PS) BlueInjection	2130	1355	31.4 (9.0)	39.2 (7.2)	35.8 (7.9)	207	29900.00	<b>30788.33</b>
3500 2.3CDTi (130PS) BlueInjection	2130	1355	31.4 (9.0)	39.2 (7.2)	35.8 (7.9)	207	30700.00	<b>31588.33</b>
3500 2.3CDTi BiTurbo (145PS) S/S BlueInjection	2139	1346	36.2 (7.8)	41.5 (6.8)	39.2 (7.2)	186	31810.00	<b>32698.33</b>
<b>L3 H2 RWD PANEL VAN (EURO V1c)</b>								
3500 2.3CDTi BiTurbo (130PS) BlueInjection	2356	1129	30.4 (9.3)	32.5 (8.7)	31.4 (9.0)	232	31300.00	<b>32188.33</b>
3500 2.3CDTi BiTurbo (145PS) S/S BlueInjection	2356	1129	34.4 (8.2)	34.9 (8.1)	34.4 (8.2)	212	32410.00	<b>33298.33</b>
3500 HD 2.3CDTi BiTurbo (130PS) BlueInjection	2375	1110	29.4 (9.6)	30.7 (9.2)	30.4 (9.3)	242	31900.00	<b>32788.33</b>
3500 HD 2.3CDTi BiTurbo (145PS) S/S BlueInjection	2375	1110	33.2 (8.5)	32.8 (8.6)	32.8 (8.6)	222	33010.00	<b>33898.33</b>
4500 HD 2.3CDTi BiTurbo (130PS) Tacho BlueInjection	2375	2110	N/A (N2)	N/A (N2)	N/A (N2)	N/A (N2)	33555.00	<b>34358.33</b>
4500 HD 2.3CDTi BiTurbo (163PS) S/S Tacho BlueInjection	2375	2110	N/A (N2)	N/A (N2)	N/A (N2)	N/A (N2)	35915.00	<b>36718.33</b>
<b>L3 H3 RWD PANEL VAN (EURO V1c)</b>								
3500 2.3CDTi BiTurbo (130PS) BlueInjection	2356	1129	30.4 (9.3)	32.5 (8.7)	31.4 (9.0)	232	32000.00	<b>32888.33</b>
3500 2.3CDTi BiTurbo (145PS) S/S BlueInjection	2356	1129	34.4 (8.2)	34.9 (8.1)	34.4 (8.2)	212	33110.00	<b>33998.33</b>
3500 HD 2.3CDTi BiTurbo (130PS) BlueInjection	2408	1077	29.4 (9.6)	30.7 (9.2)	30.4 (9.3)	242	32600.00	<b>33488.33</b>
3500 HD 2.3CDTi BiTurbo (145PS) S/S BlueInjection	2408	1077	33.2 (8.5)	32.8 (8.6)	32.8 (8.6)	222	33710.00	<b>34598.33</b>
4500 HD 2.3CDTi BiTurbo (130PS) Tacho BlueInjection	2408	2077	N/A (N2)	N/A (N2)	N/A (N2)	N/A (N2)	34255.00	<b>35058.33</b>
4500 HD 2.3CDTi BiTurbo (163PS) S/S Tacho BlueInjection	2408	2077	N/A (N2)	N/A (N2)	N/A (N2)	N/A (N2)	36615.00	<b>37418.33</b>

Please note: On-the-road recommended retail prices (RRP) include number plates and delivery to Retailer of £583.33 (exc. VAT), 12 months' Vehicle Excise Duty at £250.00 (£165.00 on 4500kg models) and new vehicle first registration fee of £55.00. Excludes fuel and insurance. S/S = Start/Stop.

Vehicles with BlueInjection technology will need regular AdBlue® top-ups also between servicing requirements. An indicator integrated into the on-board computer will warn you when you need to top up. More information under [www.vauxhall.co.uk/blueinjection](http://www.vauxhall.co.uk/blueinjection). In accordance with regulations R (EC) No. 715/2007 and R (EC) No. 692/2008 (in the versions respectively applicable).

\* = For definitions please refer to Glossary of Terms.

# = Fuel consumption data and CO<sub>2</sub> emission data are determined using the Worldwide harmonized Light vehicles Test Procedure (WLTP), and the relevant values are translated back to allow the comparability into NEDC, according to regulations R (EC) No. 715/2007, R (EU) No. 2017/1153 and R (EU) No. 2017/1151. The values do not take into account in particular use and driving conditions, equipment or options and may vary depending on the format of tyres. For more information on official fuel consumption and CO<sub>2</sub> emission values, please read the guidelines at <http://vanfueldata.dft.gov.uk/>

# MOVANO PANEL VAN PRICES

Model	Minimum Mass (kg)*	Payload (kg)*	Fuel economy mpg (litres/100km)#			CO <sub>2</sub> emissions (g/km)#	Price (£) exc. VAT	On-the-road RRP (£) exc. VAT
			Urban driving	Extra-urban driving	Combined figure			
<b>L4 H2 RWD PANEL VAN (EURO V1c)</b>								
3500 2.3CDTi BiTurbo (130PS) BlueInjection	2398	1087	30.4 (9.3)	32.5 (8.7)	31.4 (9.0)	232	32200.00	<b>33088.33</b>
3500 2.3CDTi BiTurbo (145PS) S/S BlueInjection	2398	1087	34.4 (8.2)	34.9 (8.1)	34.4 (8.2)	212	33310.00	<b>34198.33</b>
3500 2.3CDTi BiTurbo (163PS) S/S BlueInjection	2398	1087	34.4 (8.2)	34.9 (8.1)	34.4 (8.2)	212	34560.00	<b>35448.33</b>
3500 HD 2.3CDTi BiTurbo (130PS) BlueInjection	2453	1032	29.4 (9.6)	30.7 (9.2)	30.4 (9.3)	242	32800.00	<b>33688.33</b>
3500 HD 2.3CDTi BiTurbo (145PS) S/S BlueInjection	2453	1032	33.2 (8.5)	32.8 (8.6)	32.8 (8.6)	222	33910.00	<b>34798.33</b>
4500 HD 2.3CDTi BiTurbo (130PS) Tacho BlueInjection	2453	2032	N/A (N2)	N/A (N2)	N/A (N2)	N/A (N2)	34455.00	<b>35258.33</b>
4500 HD 2.3CDTi BiTurbo (163PS) S/S Tacho BlueInjection	2453	2032	N/A (N2)	N/A (N2)	N/A (N2)	N/A (N2)	36815.00	<b>37618.33</b>
<b>L4 H3 RWD PANEL VAN (EURO V1c)</b>								
3500 2.3CDTi BiTurbo (130PS) BlueInjection	2429	1056	30.4 (9.3)	32.5 (8.7)	31.4 (9.0)	232	32900.00	<b>33788.33</b>
3500 2.3CDTi BiTurbo (145PS) S/S BlueInjection	2429	1056	34.4 (8.2)	34.9 (8.1)	34.4 (8.2)	212	34010.00	<b>34898.33</b>
3500 2.3CDTi BiTurbo (163PS) S/S BlueInjection	2429	1056	34.4 (8.2)	34.9 (8.1)	34.4 (8.2)	212	35260.00	<b>36148.33</b>
3500 HD 2.3CDTi BiTurbo (130PS) BlueInjection	2495	990	29.4 (9.6)	30.7 (9.2)	30.4 (9.3)	242	33500.00	<b>34388.33</b>
3500 HD 2.3CDTi BiTurbo (145PS) S/S BlueInjection	2495	990	33.2 (8.5)	32.8 (8.6)	32.8 (8.6)	222	34610.00	<b>35498.33</b>
4500 HD 2.3CDTi BiTurbo (130PS) Tacho BlueInjection	2495	1990	N/A (N2)	N/A (N2)	N/A (N2)	N/A (N2)	35155.00	<b>35958.33</b>
4500 HD 2.3CDTi BiTurbo (163PS) S/S Tacho BlueInjection	2495	1990	N/A (N2)	N/A (N2)	N/A (N2)	N/A (N2)	37515.00	<b>38318.33</b>

Please note: On-the-road recommended retail prices (RRP) include number plates and delivery to Retailer of £583.33 (exc. VAT), 12 months' Vehicle Excise Duty at £250.00 (£165.00 on 4500kg models) and new vehicle first registration fee of £55.00. Excludes fuel and insurance. S/S = Start/Stop.

Vehicles with BlueInjection technology will need regular AdBlue® top-ups also between servicing requirements. An indicator integrated into the on-board computer will warn you when you need to top up. More information under [www.vauxhall.co.uk/blueinjection](http://www.vauxhall.co.uk/blueinjection). In accordance with regulations R (EC) No. 715/2007 and R (EC) No. 692/2008 (in the versions respectively applicable).

\* = For definitions please refer to Glossary of Terms.

# = Fuel consumption data and CO<sub>2</sub> emission data are determined using the Worldwide harmonized Light vehicles Test Procedure (WLTP), and the relevant values are translated back to allow the comparability into NEDC, according to regulations R (EC) No. 715/2007, R (EU) No. 2017/1153 and R (EU) No. 2017/1151. The values do not take into account in particular use and driving conditions, equipment or options and may vary depending on the format of tyres. For more information on official fuel consumption and CO<sub>2</sub> emission values, please read the guidelines at <http://vanfueldata.dft.gov.uk/>

# MOVANO DOUBLECAB PRICES

Model	Minimum Mass (kg)*	Payload (kg)*	Fuel economy mpg (litres/100km)#			CO <sub>2</sub> emissions (g/km)#	Price (£) exc. VAT	On-the-road RRP (£) exc. VAT
			Urban driving	Extra-urban driving	Combined figure			
<b>L2 H2 FWD DOUBLECAB EURO 6B (6.1)</b>								
3500 2.3CDTi (130PS) BlueInjection	2205	1305	31.4 (9.0)	39.2 (7.2)	35.8 (7.9)	207	30950.00	<b>31838.33</b>
3500 2.3CDTi BiTurbo (145PS) S/S BlueInjection	2205	1305	36.2 (7.8)	41.5 (6.8)	39.2 (7.2)	186	32060.00	<b>32948.33</b>
3500 2.3CDTi BiTurbo (170PS) S/S Tecshift BlueInjection	2205	1305	36.7 (7.7)	40.4 (7.0)	38.7 (7.3)	189	34185.00	<b>35073.33</b>
<b>L3 H2 FWD DOUBLECAB EURO 6B (6.1)</b>								
3500 2.3CDTi (130PS) BlueInjection	2286	1224	31.4 (9.0)	39.2 (7.2)	35.8 (7.9)	207	31650.00	<b>32538.33</b>
3500 2.3CDTi BiTurbo (145PS) S/S BlueInjection	2286	1224	36.2 (7.8)	41.5 (6.8)	39.2 (7.2)	186	32760.00	<b>33648.33</b>
3500 2.3CDTi BiTurbo (170PS) S/S Tecshift BlueInjection	2286	1224	36.7 (7.7)	40.4 (7.0)	38.7 (7.3)	189	34885.00	<b>35773.33</b>
<b>L3 H2 RWD DOUBLECAB (EURO VIc)</b>								
3500 2.3CDTi BiTurbo (130PS) BlueInjection	2553	957	30.4 (9.3)	32.5 (8.7)	31.4 (9.0)	232	32950.00	<b>33838.33</b>
3500 2.3CDTi BiTurbo (145PS) S/S BlueInjection	2553	957	34.4 (8.2)	34.9 (8.1)	34.4 (8.2)	212	34060.00	<b>34948.33</b>

Please note: On-the-road recommended retail prices (RRP) include number plates and delivery to Retailer of £583.33 (exc. VAT), 12 months' Vehicle Excise Duty at £250.00 and new vehicle first registration fee of £55.00. Excludes fuel and insurance.

S/S = Start/Stop.

Vehicles with BlueInjection technology will need regular AdBlue® top-ups also between servicing requirements. An indicator integrated into the on-board computer will warn you when you need to top up. More information under [www.vauxhall.co.uk/blueinjection](http://www.vauxhall.co.uk/blueinjection). In accordance with regulations R (EC) No. 715/2007 and R (EC) No. 692/2008 (in the versions respectively applicable).

\* = For definitions please refer to Glossary of Terms.

# = Fuel consumption data and CO<sub>2</sub> emission data are determined using the Worldwide harmonized Light vehicles Test Procedure (WLTP), and the relevant values are translated back to allow the comparability into NEDC, according to regulations R (EC) No. 715/2007, R (EU) No. 2017/1153 and R (EU) No. 2017/1151. The values do not take into account in particular use and driving conditions, equipment or options and may vary depending on the format of tyres.

For more information on official fuel consumption and CO<sub>2</sub> emission values, please read the guidelines at <http://vanfueldata.dft.gov.uk/>

# MOVANO CHASSIS CAB PRICES

Model	Minimum Mass (kg)*	Payload and Body Allowance (kg)*	Fuel economy mpg (litres/100km)#			CO <sub>2</sub> emissions (g/km)#	Price (£) exc. VAT	On-the-road RRP (£) exc. VAT
			Urban driving	Extra-urban driving	Combined figure			
<b>L2 H1 FWD CHASSIS CAB EURO 6B (6.1)</b>								
3500 2.3CDTi (110PS) BlueInjection	1784	1756	30.4 (9.3)	37.7 (7.5)	34.4 (8.2)	212	26800.00	<b>27688.33</b>
3500 2.3CDTi (130PS) BlueInjection	1784	1756	30.4 (9.3)	37.7 (7.5)	34.4 (8.2)	212	27600.00	<b>28488.33</b>
<b>L3 H1 FWD CHASSIS CAB EURO 6B (6.1)</b>								
3500 2.3CDTi (110PS) BlueInjection	1810	1730	30.4 (9.3)	37.7 (7.5)	34.4 (8.2)	212	27300.00	<b>28188.33</b>
3500 2.3CDTi (130PS) BlueInjection	1810	1730	30.4 (9.3)	37.7 (7.5)	34.4 (8.2)	212	28100.00	<b>28988.33</b>
3500 2.3CDTi BiTurbo (145PS) S/S BlueInjection	1819	1721	35.8 (7.9)	39.8 (7.1)	38.2 (7.4)	192	29210.00	<b>30098.33</b>
<b>L2 H1 RWD CHASSIS CAB (EURO VIc)</b>								
3500 2.3CDTi BiTurbo (130PS) BlueInjection	1928	1612	30.4 (9.3)	32.5 (8.7)	31.4 (9.0)	232	28900.00	<b>29788.33</b>
3500 HD 2.3CDTi BiTurbo (130PS) BlueInjection	2095	1445	29.4 (9.6)	30.7 (9.2)	30.4 (9.3)	242	29515.00	<b>30403.33</b>
4500 HD 2.3CDTi BiTurbo (163PS) S/S Tacho BlueInjection	2095	2445	N/A (N2)	N/A (N2)	N/A (N2)	N/A (N2)	33530.00	<b>34333.33</b>
<b>L3 H1 RWD CHASSIS CAB (EURO VIc)</b>								
3500 2.3CDTi BiTurbo (130PS) BlueInjection	1979	1561	30.4 (9.3)	32.5 (8.7)	31.4 (9.0)	232	29400.00	<b>30288.33</b>
3500 2.3CDTi BiTurbo (145PS) S/S BlueInjection	1979	1561	34.4 (8.2)	34.9 (8.1)	34.4 (8.2)	212	30510.00	<b>31398.33</b>
3500 HD 2.3CDTi BiTurbo (130PS) BlueInjection	2103	1437	29.4 (9.6)	30.7 (9.2)	30.4 (9.3)	242	30000.00	<b>30888.33</b>
3500 HD 2.3CDTi BiTurbo (145PS) S/S BlueInjection	2103	1437	33.2 (8.5)	32.8 (8.6)	32.8 (8.6)	222	31110.00	<b>31998.33</b>
4500 HD 2.3CDTi BiTurbo (163PS) S/S Tacho BlueInjection	2095	2445	N/A (N2)	N/A (N2)	N/A (N2)	N/A (N2)	34015.00	<b>34818.33</b>
<b>L4 H1 RWD CHASSIS CAB (EURO VIc)</b>								
3500 HD 2.3CDTi BiTurbo (130PS) BlueInjection	2133	1407	29.4 (9.6)	30.7 (9.2)	30.4 (9.3)	242	30700.00	<b>31588.33</b>
3500 HD 2.3CDTi BiTurbo (145PS) S/S BlueInjection	2133	1407	33.2 (8.5)	32.8 (8.6)	32.8 (8.6)	222	31810.00	<b>32698.33</b>
4500 HD 2.3CDTi BiTurbo (163PS) S/S Tacho BlueInjection	2133	2407	N/A (N2)	N/A (N2)	N/A (N2)	N/A (N2)	34715.00	<b>35518.33</b>

Please note: On-the-road recommended retail prices (RRP) include number plates and delivery to Retailer of £583.33 (exc. VAT), 12 months' Vehicle Excise Duty at £250.00 (£165.00 on 4500kg models) and new vehicle first registration fee of £55.00. Excludes fuel and insurance. S/S = Start/Stop.

Vehicles with BlueInjection technology will need regular AdBlue® top-ups also between servicing requirements. An indicator integrated into the on-board computer will warn you when you need to top up. More information under [www.vauxhall.co.uk/blueinjection](http://www.vauxhall.co.uk/blueinjection). In accordance with regulations R (EC) No. 715/2007 and R (EC) No. 692/2008 (in the versions respectively applicable).

All conversions must follow 'Vauxhall Converter Requirements' including recommended dimensional data, detailed within Part 1, available at: [www.vauxhall.co.uk/conversiondata](http://www.vauxhall.co.uk/conversiondata). The weight of any fitted conversion body will have to be deducted from these figures to establish actual payload and is subject to correct weight distribution. Variations from the recommended dimensions or weights may affect the vehicle's overall centre of gravity and stability. From 29 April 2013 conversion of N1 vehicles was affected by changes to type approval – for further information refer to the VCA website (N2 vehicles were affected from 29 October 2014). For further information please contact [conversions@vauxhall.co.uk](mailto:conversions@vauxhall.co.uk)

\* = For definitions please refer to Glossary of Terms.

# = Fuel consumption data and CO<sub>2</sub> emission data are determined using the Worldwide harmonized Light vehicles Test Procedure (WLTP), and the relevant values are translated back to allow the comparability into NEDC, according to regulations R (EC) No. 715/2007, R (EU) No. 2017/1153 and R (EU) No. 2017/1151. The values do not take into account in particular use and driving conditions, equipment or options and may vary depending on the format of tyres. For more information on official fuel consumption and CO<sub>2</sub> emission values, please read the guidelines at <http://vanfueldata.dft.gov.uk/>

All conversions must follow 'Conversion Requirements' available on: [www.vauxhall.co.uk/conversiondata](http://www.vauxhall.co.uk/conversiondata)

# MOVANO CREW CAB PRICES

Model	Minimum Mass (kg)*	Payload and Body Allowance (kg)*	Fuel economy mpg (litres/100km)#			CO <sub>2</sub> emissions (g/km)#	Price (£) exc. VAT	On-the-road RRP (£) exc. VAT
			Urban driving	Extra-urban driving	Combined figure			
<b>L2 H1 FWD CREW CAB EURO 6B (6.1)</b>								
3500 2.3CDTi (130PS) BlueInjection	1990	1550	30.4 (9.3)	37.7 (7.5)	34.4 (8.2)	212	28500.00	<b>29388.33</b>
<b>L3 H1 FWD CREW CAB EURO 6B (6.1)</b>								
3500 2.3CDTi (130PS) BlueInjection	2034	1506	30.4 (9.3)	37.7 (7.5)	34.4 (8.2)	212	29000.00	<b>29888.33</b>
<b>L2 H1 RWD CREW CAB (EURO Vic)</b>								
3500 2.3CDTi BiTurbo (130PS) BlueInjection	2164	1376	30.4 (9.3)	32.5 (8.7)	31.4 (9.0)	232	29800.00	<b>30688.33</b>
<b>L3 H1 RWD CREW CAB (EURO Vic)</b>								
3500 2.3CDTi BiTurbo (130PS) BlueInjection	2197	1343	30.4 (9.3)	32.5 (8.7)	31.4 (9.0)	232	30300.00	<b>31188.33</b>
3500 HD 2.3CDTi BiTurbo (130PS) BlueInjection	2283	1257	29.4 (9.6)	30.7 (9.2)	30.4 (9.3)	242	30900.00	<b>31788.33</b>
4500 HD 2.3CDTi BiTurbo (130PS) Tacho BlueInjection	2283	2257	N/A (N2)	N/A (N2)	N/A (N2)	N/A (N2)	32555.00	<b>33358.33</b>
4500 HD 2.3CDTi BiTurbo (163PS) S/S Tacho BlueInjection	2283	2257	N/A (N2)	N/A (N2)	N/A (N2)	N/A (N2)	34915.00	<b>35718.33</b>
<b>L4 H1 RWD CREW CAB (EURO Vic)</b>								
3500 HD 2.3CDTi BiTurbo (130PS) BlueInjection	2352	1188	29.4 (9.6)	30.7 (9.2)	30.4 (9.3)	242	31600.00	<b>32488.33</b>
4500 HD 2.3CDTi BiTurbo (163PS) S/S Tacho BlueInjection	2352	2188	N/A (N2)	N/A (N2)	N/A (N2)	N/A (N2)	35615.00	<b>36418.33</b>

Please note: On-the-road recommended retail prices (RRP) include number plates and delivery to Retailer of £583.33 (exc. VAT), 12 months' Vehicle Excise Duty at £250.00 (£165.00 on 4500kg models) and new vehicle first registration fee of £55.00. Excludes fuel and insurance. S/S = Start/Stop.

Vehicles with BlueInjection technology will need regular AdBlue® top-ups also between servicing requirements. An indicator integrated into the on-board computer will warn you when you need to top up. More information under [www.vauxhall.co.uk/blueinjection](http://www.vauxhall.co.uk/blueinjection). In accordance with regulations R (EC) No. 715/2007 and R (EC) No. 692/2008 (in the versions respectively applicable).

All conversions must follow 'Vauxhall Converter Requirements' including recommended dimensional data, detailed within Part 1, available at: [www.vauxhall.co.uk/conversiondata](http://www.vauxhall.co.uk/conversiondata). The weight of any fitted conversion body will have to be deducted from these figures to establish actual payload and is subject to correct weight distribution. Variations from the recommended dimensions or weights may affect the vehicle's overall centre of gravity and stability. From 29 April 2013 conversion of N1 vehicles was affected by changes to type approval – for further information refer to the VCA website (N2 vehicles were affected from 29 October 2014). For further information please contact [conversions@vauxhall.co.uk](mailto:conversions@vauxhall.co.uk)

\* = For definitions please refer to Glossary of Terms.

# = Fuel consumption data and CO<sub>2</sub> emission data are determined using the Worldwide harmonized Light vehicles Test Procedure (WLTP), and the relevant values are translated back to allow the comparability into NEDC, according to regulations R (EC) No. 715/2007, R (EU) No. 2017/1153 and R (EU) No. 2017/1151. The values do not take into account in particular use and driving conditions, equipment or options and may vary depending on the format of tyres.

For more information on official fuel consumption and CO<sub>2</sub> emission values, please read the guidelines at <http://vanfueldata.dft.gov.uk/>

All conversions must follow 'Conversion Requirements' available on: [www.vauxhall.co.uk/conversiondata](http://www.vauxhall.co.uk/conversiondata)



# MOVANO PLATFORM CAB PRICES

Model	Minimum Mass (kg)*	Payload and Body Allowance (kg)*	Fuel economy mpg (litres/100km)#			CO <sub>2</sub> emissions (g/km)#	Price (£) exc. VAT	On-the-road RRP (£) exc. VAT
			Urban driving	Extra-urban driving	Combined figure			
<b>L2 H1 FWD PLATFORM CAB EURO 6B (6.1)</b>								
3500 2.3CDTi (130PS) BlueInjection	1697	1843	31.4 (9.0)	39.2 (7.2)	35.8 (7.9)	207	27600.00	<b>28488.33</b>
<b>L2 H2 FWD PLATFORM CAB EURO 6B (6.1)</b>								
3500 2.3CDTi (130PS) BlueInjection	1711	1829	31.4 (9.0)	39.2 (7.2)	35.8 (7.9)	207	28200.00	<b>29088.33</b>
<b>L3 H1 FWD PLATFORM CAB EURO 6B (6.1)</b>								
3500 2.3CDTi (130PS) BlueInjection	1719	1821	31.4 (9.0)	39.2 (7.2)	35.8 (7.9)	207	28100.00	<b>28988.33</b>
3500 2.3CDTi BiTurbo (145PS) S/S BlueInjection	1728	1812	35.8 (7.9)	39.8 (7.1)	38.2 (7.4)	192	29210.00	<b>30098.33</b>
<b>L3 H2 FWD PLATFORM CAB EURO 6B (6.1)</b>								
3500 2.3CDTi (130PS) BlueInjection	1735	1805	30.4 (9.3)	37.7 (7.5)	34.4 (8.2)	212	28700.00	<b>29588.33</b>
3500 2.3CDTi BiTurbo (145PS) S/S BlueInjection	1744	1796	35.8 (7.9)	39.8 (7.1)	38.2 (7.4)	192	29810.00	<b>30698.33</b>

Please note: On-the-road recommended retail prices (RRP) include number plates and delivery to Retailer of £583.33 (exc. VAT), 12 months' Vehicle Excise Duty at £250.00 and new vehicle first registration fee of £55.00. Excludes fuel and insurance. S/S = Start/Stop.

Vehicles with BlueInjection technology will need regular AdBlue® top-ups also between servicing requirements. An indicator integrated into the on-board computer will warn you when you need to top up. More information under [www.vauxhall.co.uk/blueinjection](http://www.vauxhall.co.uk/blueinjection). In accordance with regulations R (EC) No. 715/2007 and R (EC) No. 692/2008 (in the versions respectively applicable).

All conversions must follow 'Vauxhall Converter Requirements' including recommended dimensional data, detailed within Part 1, available at: [www.vauxhall.co.uk/conversiondata](http://www.vauxhall.co.uk/conversiondata). The weight of any fitted conversion body will have to be deducted from these figures to establish actual payload and is subject to correct weight distribution. Variations from the recommended dimensions or weights may affect the vehicle's overall centre of gravity and stability. From 29 April 2013 conversion of N1 vehicles was affected by changes to type approval – for further information refer to the VCA website (N2 vehicles were affected from 29 October 2014). For further information please contact [conversions@vauxhall.co.uk](mailto:conversions@vauxhall.co.uk)

\* = For definitions please refer to Glossary of Terms.

# = Fuel consumption data and CO<sub>2</sub> emission data are determined using the Worldwide harmonized Light vehicles Test Procedure (WLTP), and the relevant values are translated back to allow the comparability into NEDC, according to regulations R (EC) No. 715/2007, R (EU) No. 2017/1153 and R (EU) No. 2017/1151. The values do not take into account in particular use and driving conditions, equipment or options and may vary depending on the format of tyres.

For more information on official fuel consumption and CO<sub>2</sub> emission values, please read the guidelines at <http://vanfueldata.dft.gov.uk/>

All conversions must follow 'Conversion Requirements' available on: [www.vauxhall.co.uk/conversiondata](http://www.vauxhall.co.uk/conversiondata)

# MOVANO TIPPER PRICES

Model	Minimum Mass (kg)*	Payload (kg)*	Fuel economy mpg (litres/100km)#			CO <sub>2</sub> emissions (g/km)#	Price (£) exc. VAT	On-the-road RRP (£) exc. VAT
			Urban driving	Extra-urban driving	Combined figure			
<b>L2 H1 FWD CHASSIS CAB TIPPER EURO 6B (6.1)</b>								
3500 2.3CDTi (130PS) BlueInjection	2381	1159	31.4 (9.0)	39.2 (7.2)	35.8 (7.9)	207	31350.00	<b>32238.33</b>
3500 2.3CDTi BiTurbo (145PS) S/S BlueInjection	2391	1149	36.2 (7.8)	40.4 (7.0)	38.7 (7.3)	189	32460.00	<b>33348.33</b>
3500 2.3CDTi BiTurbo (170PS) S/S BlueInjection	2391	1149	35.8 (7.9)	39.8 (7.1)	38.2 (7.4)	192	33710.00	<b>34598.33</b>
<b>L2 H1 RWD CHASSIS CAB TIPPER (EURO V1c)</b>								
3500 HD 2.3CDTi BiTurbo (130PS) BlueInjection	2661	879	29.4 (9.6)	30.7 (9.2)	30.4 (9.3)	242	33250.00	<b>34138.33</b>
3500 HD 2.3CDTi BiTurbo (145PS) S/S BlueInjection	2661	879	33.2 (8.5)	32.8 (8.6)	32.8 (8.6)	222	34360.00	<b>35248.33</b>
3500 HD 2.3CDTi BiTurbo (163PS) S/S BlueInjection	2661	879	33.2 (8.5)	32.8 (8.6)	32.8 (8.6)	222	35610.00	<b>36498.33</b>
4500 HD 2.3CDTi BiTurbo (163PS) S/S Tacho BlueInjection	2661	1879	N/A (N2)	N/A (N2)	N/A (N2)	N/A (N2)	37265.00	<b>38068.33</b>
<b>L3 H1 RWD CHASSIS CAB TIPPER (EURO V1c)</b>								
3500 HD 2.3CDTi BiTurbo (130PS) BlueInjection	2773	767	29.4 (9.6)	30.7 (9.2)	30.4 (9.3)	242	34950.00	<b>35838.33</b>
3500 HD 2.3CDTi BiTurbo (145PS) S/S BlueInjection	2773	767	33.2 (8.5)	32.8 (8.6)	32.8 (8.6)	222	36060.00	<b>36948.33</b>
4500 HD 2.3CDTi BiTurbo (163PS) S/S Tacho BlueInjection	2773	1617	N/A (N2)	N/A (N2)	N/A (N2)	N/A (N2)	38965.00	<b>39768.33</b>
<b>L3 H1 FWD CREW CAB TIPPER EURO 6B (6.1)</b>								
3500 2.3CDTi (130PS) BlueInjection	2511	1029	30.7 (9.2)	38.2 (7.4)	34.9 (8.1)	210	32750.00	<b>33638.33</b>
3500 2.3CDTi BiTurbo (145PS) S/S BlueInjection	2520	1020	36.2 (7.8)	40.4 (7.0)	38.7 (7.3)	189	33860.00	<b>34748.33</b>
<b>L3 H1 RWD CREW CAB TIPPER (EURO V1c)</b>								
4500 HD 2.3CDTi BiTurbo (163PS) S/S Tacho BlueInjection	2830	1710	N/A (N2)	N/A (N2)	N/A (N2)	N/A (N2)	38665.00	<b>39468.33</b>

Please note: On-the-road recommended retail prices (RRP) include number plates and delivery to Retailer of £583.33 (exc. VAT), 12 months' Vehicle Excise Duty at £250.00 (£165.00 on 4500kg models) and new vehicle first registration fee of £55.00. Excludes fuel and insurance. S/S = Start/Stop.

Vehicles with BlueInjection technology will need regular AdBlue® top-ups also between servicing requirements. An indicator integrated into the on-board computer will warn you when you need to top up. More information under [www.vauxhall.co.uk/blueinjection](http://www.vauxhall.co.uk/blueinjection). In accordance with regulations R (EC) No. 715/2007 and R (EC) No. 692/2008 (in the versions respectively applicable).

\* = For definitions please refer to Glossary of Terms.

# = Fuel consumption data and CO<sub>2</sub> emission data are determined using the Worldwide harmonized Light vehicles Test Procedure (WLTP), and the relevant values are translated back to allow the comparability into NEDC, according to regulations R (EC) No. 715/2007, R (EU) No. 2017/1153 and R (EU) No. 2017/1151. The values do not take into account in particular use and driving conditions, equipment or options and may vary depending on the format of tyres.

For more information on official fuel consumption and CO<sub>2</sub> emission values, please read the guidelines at <http://vanfueldata.dft.gov.uk/>

# MOVANO DROPSIDE PRICES

Model	Minimum Mass (kg)*	Payload (kg)*	Fuel economy mpg (litres/100km)#			CO <sub>2</sub> emissions (g/km)#	Price (£) exc. VAT	On-the-road RRP (£) exc. VAT
			Urban driving	Extra-urban driving	Combined figure			
<b>L2 H1 FWD CHASSIS CAB DROPSIDE EURO 6B (6.1)</b>								
3500 2.3CDTi (130PS) BlueInjection	2156	1384	31.7 (8.9)	39.8 (7.1)	36.2 (7.8)	204	29550.00	<b>30438.33</b>
3500 2.3CDTi BiTurbo (145PS) S/S BlueInjection	2166	1374	37.2 (7.6)	42.2 (6.7)	40.4 (7.0)	183	30660.00	<b>31548.33</b>
<b>L3 H1 FWD CHASSIS CAB DROPSIDE EURO 6B (6.1)</b>								
3500 2.3CDTi (130PS) BlueInjection	2228	1312	31.4 (9.0)	39.2 (7.2)	35.8 (7.9)	207	30550.00	<b>31438.33</b>
3500 2.3CDTi BiTurbo (145PS) S/S BlueInjection	2237	1303	36.2 (7.8)	41.5 (6.8)	39.2 (7.2)	186	31660.00	<b>32548.33</b>
<b>L2 H1 RWD CHASSIS CAB DROPSIDE (EURO VIc)</b>								
3500 2.3CDTi BiTurbo (130PS) BlueInjection	2356	1184	30.4 (9.3)	32.5 (8.7)	31.4 (9.0)	232	30850.00	<b>31738.33</b>
3500 2.3CDTi BiTurbo (145PS) S/S BlueInjection	2356	1184	34.4 (8.2)	34.9 (8.1)	34.4 (8.2)	212	31960.00	<b>32848.33</b>
3500 HD 2.3CDTi BiTurbo (130PS) BlueInjection	2447	1093	29.4 (9.6)	30.7 (9.2)	30.4 (9.3)	242	31465.00	<b>32353.33</b>
3500 HD 2.3CDTi BiTurbo (145PS) S/S BlueInjection	2447	1093	33.2 (8.5)	32.8 (8.6)	32.8 (8.6)	222	32575.00	<b>33463.33</b>
4500 HD 2.3CDTi BiTurbo (163PS) S/S Tacho BlueInjection	2447	2093	N/A (N2)	N/A (N2)	N/A (N2)	N/A (N2)	35480.00	<b>36283.33</b>
<b>L3 H1 RWD CHASSIS CAB DROPSIDE (EURO VIc)</b>								
3500 HD 2.3CDTi BiTurbo (145PS) S/S BlueInjection	2491	1049	33.2 (8.5)	32.8 (8.6)	32.8 (8.6)	222	33560.00	<b>34448.33</b>
4500 HD 2.3CDTi BiTurbo (130PS) Tacho BlueInjection	2496	2044	N/A (N2)	N/A (N2)	N/A (N2)	N/A (N2)	34105.00	<b>34908.33</b>
4500 HD 2.3CDTi BiTurbo (163PS) S/S Tacho BlueInjection	2496	2044	N/A (N2)	N/A (N2)	N/A (N2)	N/A (N2)	36465.00	<b>37268.33</b>
<b>L4 H1 RWD CHASSIS CAB DROPSIDE (EURO VIc)</b>								
3500 HD 2.3CDTi BiTurbo (145PS) S/S BlueInjection	2576	964	33.2 (8.5)	32.8 (8.6)	32.8 (8.6)	222	34260.00	<b>35148.33</b>
4500 HD 2.3CDTi BiTurbo (130PS) Tacho BlueInjection	2581	1959	N/A (N2)	N/A (N2)	N/A (N2)	N/A (N2)	34805.00	<b>35608.33</b>
4500 HD 2.3CDTi BiTurbo (163PS) S/S Tacho BlueInjection	2581	1959	N/A (N2)	N/A (N2)	N/A (N2)	N/A (N2)	37165.00	<b>37968.33</b>

Please note: On-the-road recommended retail prices (RRP) include number plates and delivery to Retailer of £583.33 (exc. VAT), 12 months' Vehicle Excise Duty at £250.00 (£165.00 on 4500kg models) and new vehicle first registration fee of £55.00. Excludes fuel and insurance. S/S = Start/Stop.

Vehicles with BlueInjection technology will need regular AdBlue® top-ups also between servicing requirements. An indicator integrated into the on-board computer will warn you when you need to top up. More information under [www.vauxhall.co.uk/blueinjection](http://www.vauxhall.co.uk/blueinjection). In accordance with regulations R (EC) No. 715/2007 and R (EC) No. 692/2008 (in the versions respectively applicable).

\* = For definitions please refer to Glossary of Terms.

# = Fuel consumption data and CO<sub>2</sub> emission data are determined using the Worldwide harmonized Light vehicles Test Procedure (WLTP), and the relevant values are translated back to allow the comparability into NEDC, according to regulations R (EC) No. 715/2007, R (EU) No. 2017/1153 and R (EU) No. 2017/1151. The values do not take into account in particular use and driving conditions, equipment or options and may vary depending on the format of tyres. For more information on official fuel consumption and CO<sub>2</sub> emission values, please read the guidelines at <http://vanfueldata.dft.gov.uk/>

# MOVANO DROPSIDE PRICES

Model	Minimum Mass (kg)*	Payload (kg)*	Fuel economy mpg (litres/100km)#			CO <sub>2</sub> emissions (g/km)#	Price (£) exc. VAT	On-the-road RRP (£) exc. VAT
			Urban driving	Extra-urban driving	Combined figure			
<b>L2 H1 FWD CREW CAB DROPSIDE EURO 6B (6.1)</b>								
3500 2.3CDTi (130PS) BlueInjection	2313	1227	31.4 (9.0)	39.2 (7.2)	35.8 (7.9)	207	30450.00	<b>31338.33</b>
<b>L3 H1 FWD CREW CAB DROPSIDE EURO 6B (6.1)</b>								
3500 2.3CDTi (130PS) BlueInjection	2384	1156	31.4 (9.0)	39.2 (7.2)	35.8 (7.9)	207	30950.00	<b>31838.33</b>
3500 2.3CDTi BiTurbo (145PS) S/S BlueInjection	2393	1147	36.2 (7.8)	41.5 (6.8)	39.2 (7.2)	186	32060.00	<b>32948.33</b>
3500 2.3CDTi BiTurbo (170PS) S/S BlueInjection	2393	1147	36.7 (7.7)	40.4 (7.0)	38.7 (7.3)	189	33310.00	<b>34198.33</b>
<b>L2 H1 RWD CREW CAB DROPSIDE (EURO VIc)</b>								
3500 2.3CDTi BiTurbo (130PS) BlueInjection	2471	1069	30.4 (9.3)	32.5 (8.7)	31.4 (9.0)	232	31750.00	<b>32638.33</b>
<b>L3 H1 RWD CREW CAB DROPSIDE (EURO VIc)</b>								
4500 HD 2.3CDTi BiTurbo (163PS) S/S Tacho BlueInjection	2642	1898	N/A (N2)	N/A (N2)	N/A (N2)	N/A (N2)	36865.00	<b>37668.33</b>
<b>L4 H1 RWD CREW CAB DROPSIDE (EURO VIc)</b>								
4500 HD 2.3CDTi BiTurbo (163PS) S/S Tacho BlueInjection	2626	1914	N/A (N2)	N/A (N2)	N/A (N2)	N/A (N2)	38065.00	<b>38868.33</b>

Please note: On-the-road recommended retail prices (RRP) include number plates and delivery to Retailer of £583.33 (exc. VAT), 12 months' Vehicle Excise Duty at £250.00 (£165.00 on 4500kg models) and new vehicle first registration fee of £55.00. Excludes fuel and insurance. S/S = Start/Stop.

Vehicles with BlueInjection technology will need regular AdBlue® top-ups also between servicing requirements. An indicator integrated into the on-board computer will warn you when you need to top up. More information under [www.vauxhall.co.uk/blueinjection](http://www.vauxhall.co.uk/blueinjection). In accordance with regulations R (EC) No. 715/2007 and R (EC) No. 692/2008 (in the versions respectively applicable).

\* = For definitions please refer to Glossary of Terms.

# = Fuel consumption data and CO<sub>2</sub> emission data are determined using the Worldwide harmonized Light vehicles Test Procedure (WLTP), and the relevant values are translated back to allow the comparability into NEDC, according to regulations R (EC) No. 715/2007, R (EU) No. 2017/1153 and R (EU) No. 2017/1151. The values do not take into account in particular use and driving conditions, equipment or options and may vary depending on the format of tyres.

For more information on official fuel consumption and CO<sub>2</sub> emission values, please read the guidelines at <http://vanfueldata.dft.gov.uk/>

# MOVANO BOX VAN PRICES

Model	Minimum Mass (kg)*	Payload (kg)*	Fuel economy mpg (litres/100km)#			CO <sub>2</sub> emissions (g/km)#	Price (£) exc. VAT	On-the-road RRP (£) exc. VAT
			Urban driving	Extra-urban driving	Combined figure			
<b>L3 H1 FWD CHASSIS CAB BOX VAN 20 cu.m EURO 6B (6.1)</b>								
3500 2.3CDTi (130PS) BlueInjection	2400	1140	30.7 (9.2)	38.2 (7.4)	34.9 (8.1)	210	33780.00	<b>34668.33</b>
3500 2.3CDTi BiTurbo (170PS) S/S BlueInjection	2400	1140	35.8 (7.9)	39.8 (7.1)	38.2 (7.4)	192	36140.00	<b>37028.33</b>
<b>L3 H1 RWD CHASSIS CAB BOX VAN 20 cu.m (EURO VIc)</b>								
3500 2.3CDTi BiTurbo (130PS) BlueInjection	2560	980	30.4 (9.3)	32.5 (8.7)	31.4 (9.0)	232	36280.00	<b>37168.33</b>
3500 2.3CDTi BiTurbo (163PS) S/S BlueInjection	2560	980	34.4 (8.2)	34.9 (8.1)	34.4 (8.2)	212	38640.00	<b>39528.33</b>
<b>L4 H1 RWD CHASSIS CAB BOX VAN 20 cu.m (EURO VIc)</b>								
3500 HD 2.3CDTi BiTurbo (130PS) BlueInjection	2735	805	29.4 (9.6)	30.7 (9.2)	30.4 (9.3)	242	36530.00	<b>37418.33</b>
3500 HD 2.3CDTi BiTurbo (145PS) S/S BlueInjection	2735	805	33.2 (8.5)	32.8 (8.6)	32.8 (8.6)	222	37640.00	<b>38528.33</b>
4500 HD 2.3CDTi BiTurbo (163PS) S/S Tacho BlueInjection	2735	1805	N/A (N2)	N/A (N2)	N/A (N2)	N/A (N2)	40545.00	<b>41348.33</b>
<b>L4 H1 RWD CHASSIS CAB BOX VAN 22 cu.m (EURO VIc)</b>								
3500 HD 2.3CDTi BiTurbo (130PS) BlueInjection	2760	780	29.4 (9.6)	30.7 (9.2)	30.4 (9.3)	242	36730.00	<b>37618.33</b>
3500 HD 2.3CDTi BiTurbo (145PS) S/S BlueInjection	2760	780	33.2 (8.5)	32.8 (8.6)	32.8 (8.6)	222	37840.00	<b>38728.33</b>

Please note: On-the-road recommended retail prices (RRP) include number plates and delivery to Retailer of £583.33 (exc. VAT), 12 months' Vehicle Excise Duty at £250.00 (£165.00 on 4500kg models) and new vehicle first registration fee of £55.00. Excludes fuel and insurance. S/S = Start/Stop.

Vehicles with BlueInjection technology will need regular AdBlue® top-ups also between servicing requirements. An indicator integrated into the on-board computer will warn you when you need to top up. More information under [www.vauxhall.co.uk/blueinjection](http://www.vauxhall.co.uk/blueinjection). In accordance with regulations R (EC) No. 715/2007 and R (EC) No. 692/2008 (in the versions respectively applicable).

\* = For definitions please refer to Glossary of Terms.

# = Fuel consumption data and CO<sub>2</sub> emission data are determined using the Worldwide harmonized Light vehicles Test Procedure (WLTP), and the relevant values are translated back to allow the comparability into NEDC, according to regulations R (EC) No. 715/2007, R (EU) No. 2017/1153 and R (EU) No. 2017/1151. The values do not take into account in particular use and driving conditions, equipment or options and may vary depending on the format of tyres.

For more information on official fuel consumption and CO<sub>2</sub> emission values, please read the guidelines at <http://vanfueldata.dft.gov.uk/>

# MOVANO MINIBUS PRICES

Model	Minimum Mass (kg)*	Payload (kg)*	Fuel economy mpg (litres/100km)#			CO <sub>2</sub> emissions (g/km)#	Price (£) exc. VAT	On-the-road RRP (£) inc. VAT
			Urban driving	Extra-urban driving	Combined figure			
<b>L3 H2 FWD 17-SEAT MINIBUS (EURO VIc)</b>								
3900 2.3CDTi BiTurbo (145PS) S/S Tacho BlueInjection	2660	1340	N/A (M2)	N/A (M2)	N/A (M2)	N/A (M2)	35579.17	<b>43615.00</b>

Please note: On-the-road recommended retail prices (RRP) include number plates and delivery to Retailer of £583.33 (exc. VAT), 12 months' Vehicle Excise Duty £165.00 and new vehicle first registration fee of £55.00. Excludes fuel and insurance. S/S = Start/Stop.

Vehicles with BlueInjection technology will need regular AdBlue® top-ups also between servicing requirements. An indicator integrated into the on-board computer will warn you when you need to top up. More information under [www.vauxhall.co.uk/blueinjection](http://www.vauxhall.co.uk/blueinjection). In accordance with regulations R (EC) No. 715/2007 and R (EC) No. 692/2008 (in the versions respectively applicable).

\* = For definitions please refer to Glossary of Terms.

# = Fuel consumption data and CO<sub>2</sub> emission data are determined using the Worldwide harmonized Light vehicles Test Procedure (WLTP), and the relevant values are translated back to allow the comparability into NEDC, according to regulations R (EC) No. 715/2007, R (EU) No. 2017/1153 and R (EU) No. 2017/1151. The values do not take into account in particular use and driving conditions, equipment or options and may vary depending on the format of tyres. For more information on official fuel consumption and CO<sub>2</sub> emission values, please read the guidelines at <http://vanfueldata.dft.gov.uk/>

# MOVANO TRABUS PRICES / FEATURES

Model	Minimum Mass (kg)*	Payload and Body Allowance (kg)*	Fuel economy mpg (litres/100km)#			CO <sub>2</sub> emissions (g/km)#	Price (£) exc. VAT	On-the-road RRP (£) exc. VAT
			Urban driving	Extra-urban driving	Combined figure			
<b>L2 H2 FWD TRABUS (EURO VIc)</b>								
3900 2.3CDTi BiTurbo (145PS) S/S BlueInjection	2093	1837	N/A (M2)	N/A (M2)	N/A (M2)	N/A (M2)	31690.00	<b>32493.33</b>
<b>L3 H2 FWD TRABUS (EURO VIc)</b>								
3900 2.3CDTi BiTurbo (145PS) S/S BlueInjection	2171	1759	N/A (M2)	N/A (M2)	N/A (M2)	N/A (M2)	32240.00	<b>33043.33</b>

Please note: On-the-road recommended retail prices (RRP) include number plates and delivery to Retailer of £583.33 (exc. VAT), 12 months' Vehicle Excise Duty at £165.00 and new vehicle first registration fee of £55.00. Excludes fuel and insurance. S/S = Start/Stop.

Vehicles with BlueInjection technology will need regular AdBlue® top-ups also between servicing requirements. An indicator integrated into the on-board computer will warn you when you need to top up. More information under [www.vauxhall.co.uk/blueinjection](http://www.vauxhall.co.uk/blueinjection). In accordance with regulations R (EC) No. 715/2007 and R (EC) No. 692/2008 (in the versions respectively applicable).

All conversions must follow 'Vauxhall Convertor Requirements' including recommended dimensional data, detailed within Part 1, available at: [www.vauxhall.co.uk/conversiondata](http://www.vauxhall.co.uk/conversiondata). The weight of any fitted conversion body will have to be deducted from these figures to establish actual payload and is subject to correct weight distribution. Variations from the recommended dimensions or weights may affect the vehicle's overall centre of gravity and stability. From 29 April 2013 conversion of N1 vehicles was affected by changes to type approval – for further information refer to the VCA website (N2 vehicles were affected from 29 October 2014). For further information please contact [conversions@vauxhall.co.uk](mailto:conversions@vauxhall.co.uk)

\* = For definitions please refer to Glossary of Terms.

# = Fuel consumption data and CO<sub>2</sub> emission data are determined using the Worldwide harmonized Light vehicles Test Procedure (WLTP), and the relevant values are translated back to allow the comparability into NEDC, according to regulations R (EC) No. 715/2007, R (EU) No. 2017/1153 and R (EU) No. 2017/1151. The values do not take into account in particular use and driving conditions, equipment or options and may vary depending on the format of tyres.

For more information on official fuel consumption and CO<sub>2</sub> emission values, please read the guidelines at <http://vanfueldata.dft.gov.uk/>

The Vauxhall Trabus is a fully glazed panel van without bulkhead suitable for conversion into a passenger vehicle by a third-party Convertor. The Trabus includes basic Type Approval for registration as a Category M\* Passenger Vehicle and 2nd stage Type Approval must be completed by the Convertor to enable registration. Available in two wheelbases the Trabus is fitted with the highly efficient and economical 2.3CDTi BiTurbo Euro VI engine with Start/Stop. There are no interior seats or internal trim within the load compartment.

**Movano Trabus feature highlights:**

- Type-approved for Euro VI Category M emissions
- Driver's airbag
- Electronic stability programme
- Six-way adjustable driver's seat with armrest
- Dual front passengers' bench seat with dump latch facility
- Pulse cloth trim for front seats
- Digital Tachograph
- 62mph hardcoded Speed Limiter
- Front fog lights
- High beam assist
- Lane departure warning
- Multi-function trip computer
- Bulkhead not fitted
- Digital radio/CD/MP3 CD player/stereo radio/aux-in socket/Bluetooth® connectivity for compatible mobile phones/USB connectivity/integrated display/four 15-watt speakers (CD 16 DAB BT USB)
- No second or third-row seating
- Fixed windows – nearside and offside rear panels
- Selective door locking with three-button key
- Uprated battery (110Ah)
- Glazed rear doors (90°/180° opening)
- Under-floor full-size spare wheel
- Centre wheel covers (full-diameter wheel covers optional)
- Nearside sliding side-access door and opposite panel with fixed windows

\* = M1 or M2 dependent on passenger configuration.

All conversions must follow 'Conversion Requirements' available on: [www.vauxhall.co.uk/conversiondata](http://www.vauxhall.co.uk/conversiondata)

# MOVANO CONVERSIONS2GO

Conversions2Go is a new addition to the Vauxhall conversion portfolio. These are carefully selected conversions from established Vauxhall approved converters chosen to complement the existing range of Factory Conversions. They can be ordered through Vauxhall and will be delivered to the Retailer as a complete converted vehicle. All conversions are fully type approved to ECWVTA (European Whole Vehicle Type Approval). Warranty and aftersales support of the conversion matches the base vehicle but is covered by the respective Converter.

Model	Minimum Mass (kg)*	Payload (kg)*	Fuel economy mpg (litres/100km)#			CO <sub>2</sub> emissions (g/km)#	Price (£) exc. VAT	On-the-road RRP (£) exc. VAT
			Urban driving	Extra-urban driving	Combined figure			
<b>L2 H1 RWD CHASSIS CAB ALUMINIUM TIPPER (EURO VIc)</b>								
3500 2.3CDTi BiTurbo (130PS) BlueInjection	2308	1232	30.4 (9.3)	32.5 (8.7)	31.4 (9.0)	232	33795.00	<b>34683.33</b>
<b>L3 H1 RWD CREW CAB ALUMINIUM TIPPER (EURO VIc)</b>								
3500 2.3CDTi BiTurbo (130PS) BlueInjection	2577	963	30.4 (9.3)	32.5 (8.7)	31.4 (9.0)	232	35295.00	<b>36183.33</b>
<b>L4 H1 RWD CREW CAB ALUMINIUM TIPPER (EURO VIc)</b>								
3500 HD 2.3CDTi BiTurbo (130PS) BlueInjection	2684	856	29.4 (9.6)	30.7 (9.2)	30.4 (9.3)	242	36830.00	<b>37718.33</b>
<b>L3 H1 FWD CHASSIS CAB LUTON BOX VAN WITH 500KG TAIL LIFT 17cu.m EURO 6B (6.1)</b>								
3500 2.3CDTi (130PS) BlueInjection	2635	905	30.4 (9.3)	37.7 (7.5)	34.4 (8.2)	212	36395.00	<b>37283.33</b>
<b>L3 H1 RWD CHASSIS CAB LUTON BOX VAN WITH 500KG TAIL LIFT 17cu.m (EURO VIc)</b>								
3500 2.3CDTi BiTurbo (130PS) BlueInjection	2804	736	30.4 (9.3)	32.5 (8.7)	31.4 (9.0)	232	37695.00	<b>38583.33</b>
<b>L3 H1 FWD PLATFORM CAB KNEE-HI LOW FLOOR LUTON BOX VAN 19cu.m EURO 6B (6.1)</b>								
3500 2.3CDTi (130PS) BlueInjection	2229	1311	31.4 (9.0)	39.2 (7.2)	35.8 (7.9)	207	36510.00	<b>37398.33</b>

Please note: On-the-road recommended retail prices (RRP) include number plates and delivery to Retailer of £583.33 (exc. VAT), 12 months' Vehicle Excise Duty at £250.00 and new vehicle first registration fee of £55.00. Excludes fuel and insurance.

Vehicles with BlueInjection technology will need regular AdBlue® top-ups also between servicing requirements. An indicator integrated into the on-board computer will warn you when you need to top up. More information under [www.vauxhall.co.uk/blueinjection](http://www.vauxhall.co.uk/blueinjection). In accordance with regulations R (EC) No. 715/2007 and R (EC) No. 692/2008 (in the versions respectively applicable).

\* = For definitions please refer to Glossary of Terms.

# = Fuel consumption data and CO<sub>2</sub> emission data are determined using the Worldwide harmonized Light vehicles Test Procedure (WLTP), and the relevant values are translated back to allow the comparability into NEDC, according to regulations R (EC) No. 715/2007, R (EU) No. 2017/1153 and R (EU) No. 2017/1151. The values do not take into account in particular use and driving conditions, equipment or options and may vary depending on the format of tyres.

For more information on official fuel consumption and CO<sub>2</sub> emission values, please read the guidelines at <http://vanfueldata.dft.gov.uk/>

## Movano Aluminium Tipper L4 H1 RWD Crew Cab HD

**IMPORTANT STATEMENT** – To maintain N1 compliance for the above version careful note should be taken of factory ordered options which may impact the base vehicle weights and may affect N1 classification. Therefore if 6 passenger seats are required it is highly recommended that the vehicle is ordered without factory options that contribute to an increase in kerb weight. Alternatively, ordering a single passenger seat will have less impact and provide more scope for factory options.

The factory tow bar is not available for this version – if towing is required it is recommended that the converter towing option is ordered. The spare wheel, spare wheel carrier, tools and jack are removed (the spare wheel will be supplied loose).



# MOVANO EQUIPMENT / OPTIONS

## SAFETY

	Movano	Minibus	Trabus	Price (£) exc. VAT	Total (£) inc. VAT
<b>Airbags:</b>					
Driver's airbag	●	●	●		
<b>Front passengers' airbag:</b>					
• Front passengers' airbag with deactivation switch – Not available with Convenience Pack option.	○	○	○	260.00	312.00
					Option code: AK5
<b>Stability:</b>					
<b>Electronic Stability Programme–plus (ESP–plus) with traction control</b> – Works in conjunction with the vehicle's electronic braking and engine systems to keep the vehicle stable in many different situations. ESP monitors a variety of inputs to determine when the vehicle starts to lose traction, it can then immediately respond by varying the brake pressure between up to three wheels and adjust the engine output to help correct the loss of traction and improve stability.	●	●	●		
<b>Braking:</b>					
<b>Four-channel Anti-lock Braking System (ABS)</b> – Prevents the vehicle's wheels from locking up under heavy braking by momentarily reducing brake pressure at the appropriate wheel, ensuring that you can maintain control of the steering.	●	●	●		
<b>Emergency brake assist</b> – When emergency braking is detected the vehicle automatically applies the maximum possible braking assistance.	●	●	●		
<b>Electronic brakeforce distribution</b> – Automatically apportions the optimum braking force to each wheel.	●	●	●		
<b>Hill start assist</b> – Briefly maintains rear brake pressure to stop the vehicle rolling back on an incline.	●	●	●		
<b>Advanced emergency brake assist</b> – Standard on Minibus/Trabus/RWD HD 4500 models.	●	●	●		
<b>Advanced Safety Assist Pack:</b>					
• Front fog lights • High beam headlight assist • Lane departure warning • Multi-function trip computer – Not available with Lighting Pack option. – Standard on Minibus / RWD HD 4500 models.	○	●	●	770.00	
					Option code: XYCO
<b>Bulkhead:</b>					
• Full-height steel bulkhead without window – Standard on Panel Van / optional on Platform Cab models.	○			135.00	
					Option code: AX6
• Full-height ABS plastic bulkhead with window – Doublecab only.	●				
• Full-height steel bulkhead with window – Standard on Chassis / Crew Cab models. Optional on Panel Van / Platform Cab models.	○			50.00	
					Option code: AX9
<b>M1 Type Approval:</b>					
• M1 Type Approval for all rear seatbelt anchorages		●			

# MOVANO EQUIPMENT / OPTIONS

## SECURITY

	Movano	Minibus	Trabus	Price (£) exc. VAT	Total (£) inc. VAT
<b>Features:</b>	●	●	●		
• Electronic engine deadlock immobiliser • Steering column lock • Secure fuel filler flap					
• Internal lockable rear and sliding side-access doors					
• Under-floor spare wheel storage – <i>Wind down only when rear doors opened.</i> – <i>Standard on Panel Van / Doublecab.</i>	●	●	●		
<b>Remote control door locking (features depending on body type):</b>	●	●	●		
• Selective door locking • Two keys with integral remote • Door deadlocks					
• Third key with integral remote	○	○	○	60.00	<b>72.00</b>
Option code: K69					
<b>Security alarm system:</b>					
• Engine compartment protection • Ultrasonic detectors in load area • Siren • Thatcham Category 1 approved (TCL1–101/1103) – <i>Not available on Platform Cab models.</i>	○			370.00	
Option code: UA6					

## HEATING AND VENTILATION

<b>Cab heating:</b>	●	●	●		
• Four-speed fan • Illuminated controls • Four adjustable facia vents • Windscreen demist vents • Side window demist vents					
<b>Air conditioning:</b>					
• Air recirculation facility • Pollen filter • Illuminated controls • Chilled glovebox facility	○		○	700.00	<b>840.00</b>
Option code: C60					
• Air conditioning front and rear		○	○	2210.00	<b>2652.00</b>
Option code: CJ5					
• Additional rear compartment heating		○		2010.00	<b>2412.00</b>
Option code: C46					
• Additional rear compartment air conditioning and heating		○	○	4210.00	<b>5052.00</b>
Option code: CAW					
<b>Electronic climate control:</b>					
• Incorporating air conditioning • LCD temperature display • Automatic air direction and fan speed with manual override	○			910.00	
• Illuminated controls • Pollen filter • Chilled glovebox facility					
Option code: C61					

Please note: The air conditioning in vehicles with N1, N2 or M2 type approval relies upon fluorinated greenhouse gases (R134a) for its functioning. The front system contains a quantity of overall 580g of R 134a, which corresponds to a CO<sub>2</sub> equivalent of 0.83 tons. The front and rear system in versions with up to 9-seats contains a quantity of overall 1,100g of R 134a, which corresponds to a CO<sub>2</sub> equivalent of 1.57 tons. The front and rear system in versions with more than 16-seats contains a quantity of overall 1,700g of R 134a, which corresponds to a CO<sub>2</sub> equivalent of 2.43 tons. The global warming potential amounts to 1430. Information acc. to R (EU) No. 517/2014.

# MOVANO EQUIPMENT / OPTIONS

## COMFORT AND SEATING

	Movano	Minibus	Trabus	Price (£) exc. VAT	Total (£) inc. VAT
<b>Comfort:</b> • Height-adjustable steering wheel • Facia-mounted gear lever • Floor-mounted handbrake lever • Pulse cloth seat trim • Vinyl floor covering • Inertia-reel lap and diagonal seatbelts • Height-adjustable outer front seatbelts • Slip-resistant floor covering – <i>Minibus models.</i>	●	●	●		
<b>Vinyl seat trim:</b> • Grey vinyl seat trim – <i>Not available with Convenience Pack / Construction Pack / air-suspended driver's seat options / dual front passengers' multi-function office bench seat.</i> Option code: TACQ	○			50.00	
<b>Driver's seat:</b> • Height • Reach • Backrest recline • Height-adjustable padded head restraint • Driver's seat armrest	●	●	●		
<b>'Comfort' driver's seat:</b> • Lumbar adjustment • Height • Reach • Backrest recline • Height-adjustable padded head restraint • Centre fold-away armrest – <i>Not available with Construction Pack option. L4 R3500 HD Dropside models.</i> Option code: B21	○	○	○	135.00	<b>162.00</b>
<b>Air-suspended driver's seat:</b> • Lumbar adjustment • Height • Reach • Backrest recline • Height-adjustable padded head restraint • Centre fold-away armrest – <i>Not available with vinyl seat trim option.</i> – <i>Not available on L2 Doublecab / Tipper models.</i> Option code: A5Z	○		○	445.00	<b>534.00</b>
<b>Dual front passengers' bench seat:</b> • Fixed position bench seat and backrest • Height-adjustable outer front padded head restraint • Fixed centre seat padded head restraint	●		●		
<b>Dual front passengers' multi-function office bench seat:</b> • Dual front passengers' bench seat • Centre seat features flat-folding backrest with twin drinks holders, flat work surface and swivelling tray • Underseat storage Option code: ASY		●			
<b>Single front passenger's seat:</b> • Reach • Backrest recline • Height-adjustable padded head restraint – <i>Not available with Convenience Pack option.</i> Option code: AE1	○		○	60.00	
<b>Single 'Comfort' front passenger's seat:</b> • Lumbar adjustment • Reach • Backrest recline • Height-adjustable padded head restraint • Centre fold-away armrest – <i>Only available with driver's comfort / air-suspended driver's seat options.</i> Option code: AHZ	○		○	60.00	
<b>Convenience Pack:</b> • 'Comfort' driver's seat with armrest and lumbar support • Multi-function office bench seat with folding seat back on centre passenger seat including swivelling work tray and tilt forward seat cushions with underseat storage • Retractable A4 facia document clip • 'One-touch down' facility for driver's electrically operated window • Bulkhead soundproofing (excluding Platform Cab) – <i>Not available on Crew Cab models.</i> Option code: XiC6	○			235.00	
Full-length soft-trimmed headlining		●			
Full-height interior side mouldings		●			

# MOVANO EQUIPMENT / OPTIONS

## REAR SEATING

	Movano	Minibus	Trabus	Price (£) exc. VAT	Total (£) inc. VAT
<b>Doublecab seating:</b> • Four-individually contoured rear seats • Inertia-reel lap and diagonal seatbelts • Padded head restraints • Integrated storage nets and cup holders • Full-length tray under rear seat cushion	●				
<b>Minibus seating:</b> • 14-individual rear passenger seats in staggered layout • Raised seating with illuminated gangway • Floor-mounted seat fixing rails and removable seats – <i>Last two rows of seats.</i>		●			
		○		440.00	<b>528.00</b>
				Option code: ATW	

## CABIN STORAGE

<b>Accessory sockets:</b> • 12-volt accessory socket beside gear lever	●	●	●
<b>Facia storage:</b> • Driver's coin, ticket and card holder • Driver's oddments storage • Lidded glovebox (11-litre capacity) • Central drinks holder • Front passenger semi-covered document tray	●	●	●
<b>Front door pockets:</b> • Large door pocket with capacity for a 2-litre drink bottle • Oddments pocket	●	●	●
<b>Additional storage:</b> • Overhead storage shelf	●	●	●

# MOVANO EQUIPMENT / OPTIONS

## DRIVER ASSISTANCE

	Movano	Minibus	Trabus	Price (£) exc. VAT	Total (£) inc. VAT
<b>Windscreen wipers:</b> • Two-speed windscreen wipers • Variable intermittent wipe • Electric screenwash	●	●	●		
<b>Parking assistance:</b> • Rear-view camera – Panel Van / Doublecab models. Option code: UVC	○			760.00	
• Rear parking distance sensors – Not available on Chassis / Crew / Platform Cab models or derivatives. Option code: UD7	○	○	○	275.00	<b>330.00</b>
• Rear-view camera • Rear parking distance sensors – Panel Van / Doublecab models. Option code: UCI	○			1025.00	<b>1230.00</b>
• Nearside blind-spot / junction mirror located in front passenger sunvisor	●	●	●		
<b>Cruise control, speed limiter and multi-function trip computer:</b> • Cruise control • Trip odometer • Vehicle range based on remaining fuel • Average speed • Average fuel economy • Instantaneous fuel economy • Driving time Option code: K34	○	○	○	260.00	<b>312.00</b>
<b>Speed limiter – These are factory-fitted speed limiters that cannot be adjusted by driver:</b> • Choice of three speeds: 56mph / 62mph / 68mph – 56mph speed limiter standard on RWD HD 4500 models. Option code: (56mph) KYJ – 62mph speed limiter standard on Minibus / Trabus. Option code: (62mph) KYK Option code: (68mph) KYL	○	●	●	85.00	<b>102.00</b>
Rear reversing lens Option code: D31		○		60.00	<b>72.00</b>

## DRIVER INFORMATION

<b>Instrumentation:</b> • Speedometer • Rev counter • Digital fuel gauge with low fuel warning light • Coolant temperature gauge with warning light	●	●	●		
<b>ECO features:</b> • Shift-up indicator (manual models) – Indicates when to change gear for optimum fuel economy.	●	●	●		
<b>Driver information display:</b> • Monochrome display located in instrument cluster • Odometer • Service-due indicator • Displays trip computer data (when fitted)	●	●	●		
<b>Central fascia display:</b> • Audio information • Digital clock with automatic RDS time adjustment • Outside air temperature with ice warning function • Additional features and location dependent on infotainment unit (see Audio, Communication and Navigation for details)	●	●	●		
<b>Warning indicators:</b> • Low oil level, low brake fluid, brake pad wear, battery, fuel filter, low AdBlue® level, seatbelt warning and doors open	●	●	●		
<b>Digital tachograph:</b> • CANbus interface • Odometer display is changed from miles to kilometres – Standard on RWD HD 4500 / Minibus / Trabus models. – Not available with pneumatic rear suspension. – Important: The digital tachograph must be specified at time of ordering as it cannot be fitted retrospectively. Option price does not include calibration which must be carried out at an approved tachograph centre within 14 days of the vehicle's registration. Please note: The legislation regarding the use of tachographs is complex and operators should seek independent advice or speak to the Commercial Vehicle specialist at your Vauxhall retailer to ensure compliance. Alternatively your local DVLA office will also be able to provide clarification of the relevant legislation. Option code: TGP	○	●	●	535.00	<b>642.00</b>

# MOVANO EQUIPMENT / OPTIONS

## INFOTAINMENT

	Movano	Minibus	Trabus	Price (£) exc. VAT	Total (£) inc. VAT
<b>CD 16 BT USB:</b> <b>Onboard features:</b> • DAB digital radio / AM/FM stereo radio with 18-station presets • CD/MP3 CD player • High-level display • RDS with Traffic Programme • Two 15-watt speakers <b>Media connections:</b> • USB connection with iPod control • Aux-in socket • Bluetooth® audio streaming (A2DP Profile) <b>Mobile phone portal:</b> • Bluetooth® connectivity • Handsfree calls via steering wheel controls • Vehicle microphone • Phone book access – <i>Contacts/last calls/missed calls etc. (features dependent on mobile phone).</i>	●	●	●		
<b>NAVI 50 IntelliLink:</b> <b>Onboard features:</b> • DAB digital radio / AM/FM stereo radio with 18-station presets • 7-inch facia-mounted colour touchscreen • RDS with Traffic Programme • Two 20-watt speakers <b>Navigation features:</b> • Satellite navigation system • 3D street level mapping • Major route mapping for Western Europe <b>Media connections:</b> • USB connection with iPod control • Aux-in socket • Bluetooth® audio streaming (A2DP Profile) <b>Mobile phone portal:</b> • Bluetooth® connectivity • Handsfree calls via steering wheel controls • Vehicle microphone • Phone book access – <i>Contacts/last calls/missed calls etc. are mirrored on IntelliLink's display and are easily navigated using the touchscreen (features dependent on mobile phone).</i> Option code: 100	○		○	660.00	<b>792.00</b>
<b>NAVI 80 IntelliLink:</b> <b>Onboard features:</b> • DAB digital radio / AM/FM stereo radio with 18-station presets • 7-inch facia-mounted colour touchscreen • RDS with Traffic Programme • Two speakers • 20 watts per channel output <b>Navigation features:</b> • Satellite navigation system • TomTom LIVE services (inclusive subscription for TomTom LIVE ends 31 December 2020, and cannot be renewed) • 3D street level mapping • Major route mapping for Western Europe <b>Media connections:</b> • USB connection with iPod control • Aux-in socket • Bluetooth® audio streaming (A2DP Profile) • Integrated voice control <b>Mobile phone portal:</b> • Bluetooth® connectivity • Handsfree calls via steering wheel controls • Vehicle microphone • Phone book access – <i>Contacts/last calls/missed calls etc. are mirrored on IntelliLink's display and are easily navigated using the touchscreen (features dependent on mobile phone).</i> Option code: 2L9	○		○	1080.00	<b>1296.00</b>
<b>Additional features:</b> • Steering column mounted audio controls • Flexible roof-mounted aerial	●	●	●		

# MOVANO EQUIPMENT / OPTIONS

## LOAD ACCESS

	Movano	Minibus	Trabus	Price (£) exc. VAT	Total (£) inc. VAT
<b>Nearside access:</b>					
<b>Nearside side-access door:</b> • Nearside sliding side-access door • Unglazed – Standard on Panel Van.	●				
<b>Nearside side-access door with fixed windows:</b> • Fixed window to standard nearside sliding side-access door (£200) • Fixed window to opposite offside body panel (£165) – Standard on Doublecab.	▲	●	●	365.00	
<b>Nearside side-access door with sliding windows:</b> • Sliding window to standard nearside sliding side-access door (£335) • Sliding window to opposite offside body panel (£335)	▲		▲	670.00	
<b>Nearside sidestep:</b> • Electrically operated sidestep		●			
<b>Offside access:</b>					
<b>Offside side-access door:</b> • Offside sliding side-access door • Unglazed – Panel Van only.	▲			310.00	
<b>Offside side-access door with fixed windows:</b> • Fixed window to standard nearside sliding side-access door (£200) • Offside side-access door (£310) • Fixed window to offside side-access door (£165)	▲			675.00	
<b>Offside side-access door with sliding windows:</b> • Sliding window to standard nearside sliding side-access door (£335) • Offside side-access door (£310) • Sliding window to offside side-access door (£335)	▲			980.00	<b>1176.00</b>
<b>Rear access:</b>					
<b>Rear solid doors:</b>	●				
• Twin rear doors • 90°/180° opening					
• Twin rear doors • 270° opening – Not available on L1 models.	○			285.00	
<b>Rear glazed doors:</b>					
• Glazed rear doors • 90°/180° opening	○	●	●	110.00	
• Glazed rear doors • 270° opening – Not available on L1 models.	○			385.00	
• Heated rear windows – Only available with glazed rear doors.	○	○	○	110.00	<b>132.00</b>

# MOVANO EQUIPMENT / OPTIONS

## GLAZED PACK

	Movano	Minibus	Trabus	Price (£) exc. VAT	Total (£) inc. VAT
<ul style="list-style-type: none"> <li>Fixed window to standard nearside side-access door</li> <li>Fixed window to opposite offside body panel</li> <li>Rear glazed doors</li> <li>Rear glazed side panels</li> </ul>	○	●	●	430.00	
	Option code: A10				

## LOAD RESTRAINT

<b>Load anchorage:</b> <ul style="list-style-type: none"> <li>Fixed floor-mounted load restraint lashing eyes (L1 models x 6, L2/L3 models x 8, L4 models x 10)</li> <li>Nearside/offside rear door column load restraint lashing eyes</li> <li>Fixed side-mounted anchorage points (x 8) – <i>Not available with grab handle options.</i></li> </ul>	●			85.00	
	Option code: ANY				
<b>Load lining:</b> <ul style="list-style-type: none"> <li>Full-height plywood load lining</li> <li>Plywood wheel arch protection</li> <li><i>– Not available with glazed side-access door(s) / Only available with resin-coated plywood load floor covering.</i></li> </ul>	L1 H1 ○			590.00	
	L1 H2 ○			600.00	
	L2 ○			615.00	
	L3 ○			630.00	
	Option code: N20				
	L4 ○			780.00	
<ul style="list-style-type: none"> <li>Resin-coated plywood load floor covering</li> </ul>	L1/L2 ○			330.00	
	Option code: B68				
	L3/L4 ○			370.00	

## ADDITIONAL LOAD AREA FEATURES

<b>Two grab handles (side-access and rear doors):</b> <i>– Panel Van only. Not available with side-mounted anchorage points.</i>	○			75.00	
	Option code: XBBG				
<b>Three grab handles (two side-access and rear doors):</b> <i>– Panel Van only. Not available with side-mounted anchorage points.</i>	○			100.00	
	Option code: XBEJ				
Illuminated load area	●				
LED illuminated load area	○			95.00	
	Option code: XBHN				
Individual saloon lighting		●			



# MOVANO EQUIPMENT / OPTIONS

## EXTERIOR CONVENIENCE / STYLING










	Movano	Minibus	Trabus	Price (£) exc. VAT	Total (£) inc. VAT
<b>Exterior features:</b>	●	●	●		
• Integral steps in front bumper • Laminated windscreen • Body side-protection mouldings					
• Front and rear mudflaps Option code: Q8H	○	○	○	80.00	<b>96.00</b>
• Rear bumper with integral step – Standard on RWD / RWD HD Panel Van / Doublecab models. Optional on FWD Panel Van / Doublecab models. Option code: VF6	○			260.00	<b>312.00</b>
<b>Windows:</b>	●	●	●		
• Electrically operated front windows					
• Top opening rear windows – L3 Trabus models only. Option code: AD5		○	○	1510.00	<b>1812.00</b>
<b>Door mirrors:</b>	●	●	●		
• Foldable electrically adjustable/heated door mirrors • Wide-angle mirror on driver's side • Integrated side-repeat indicators					
<b>Extendable door mirrors (Chassis, Crew and Platform Cab):</b>	○			85.00	
• Long arm exterior mirrors – Long arm exterior mirrors should be applied to any vehicle with an overall width of 2.17 to 2.35 metres. Option code: DBE					
<b>Paint finish:</b>	○	○	○		<b>At extra cost</b>
• Special paint – Restrictions apply, please consult your Retailer for details.					

## EXTERIOR LIGHTING

<b>Standard lighting:</b>	●	●	●		
• Lights-on audible warning • Manual headlight beam levelling • Twin reversing lights • Hazard warning lights • Rear fog lights					
• Centre rear brake light (excluding Chassis / Crew / Platform Cab models or derivatives) • Side-repeater in exterior mirrors					
• Front fog lights – Standard on 4500 models. Option code: T3U	○	●	●	105.00	<b>126.00</b>
<b>Lighting Pack:</b>	○			255.00	<b>306.00</b>
• Static cornering lights • Front fog lights • Automatic lighting control • Rain-sensitive windscreen wipers • Door-to-door illumination – Standard on 4500 models. Option code: HME					

# MOVANO OPTIONS

## EXTERIOR COLOURS

		Movano	Minibus	Trabus	Price (£) exc. VAT	Total (£) inc. VAT
	<b>Polar White (GNY)</b> • Solid paint					
	<b>Signal Blue (GKX)</b> • Solid paint	●	●	●		
	<b>North Sea Blue (24U)</b> • Solid paint					
	<b>Saffron Yellow (98U)</b> • Solid paint					
	<b>Poppy Red (74U)</b> • Brilliant paint	○	○	○	320.00	<b>384.00</b>
	<b>Mandarin Orange (99U)</b> • Brilliant paint					
	<b>Halo Silver (GKY)</b> • Two-coat metallic paint					
	<b>Ambient Blue (GKW)</b> • Two-coat metallic paint	○	○	○	450.00	<b>540.00</b>
	<b>Pearl Black (GUK)</b> • Two-coat metallic paint					





The colours reproduced may vary slightly from the actual paint colour. As a result they should be used as a guide only. Your Vauxhall Retailer has a comprehensive display of our paint samples. On Cab and Conversion variants the colours illustrated apply to the vehicle cab only.

# MOVANO EQUIPMENT / OPTIONS

## WHEELS AND TYRES

	Movano	Minibus	Trabus	Price (£) exc. VAT	Total (£) inc. VAT
<b>FWD 2800 / FWD 3300 models:</b> • 6.5J x 16-inch steel wheels • 215/65 R 16 tyres • Full-size spare wheel • Wheel centre covers	●				
<b>FWD 3500/3900 models:</b> • 6.5J x 16-inch steel wheels • 225/65 R 16 tyres • Full-size spare wheel – <i>Excludes Minibus models.</i> • Wheel centre covers	●	●	●		
<b>RWD 3500 models:</b> • 7J x 16-inch steel wheels • 235/65 R 16 tyres • Full-size spare wheel • Wheel centre covers	●				
<b>RWD HD 3500 / RWD HD 4500 models:</b> • 5.5J x 16-inch steel wheels • 195/75 R 16 tyres • Twin rear wheels • Full-size spare wheel	●				
<b>All-season tyres – Continental Vanco Four Season 2:</b> FWD models: 225/65 R 16 – <i>Not available on FWD 2800 models.</i> RWD models: 235/65 R 16 RWD HD models: 195/75 R 16 Option code: NRK	○	○	○	360.00	<b>432.00</b>
<b>Full-diameter wheel covers:</b> – <i>Not available on RWD HD models.</i> Option code: QP9	○	○	○	60.00	<b>72.00</b>
<b>Tyre inflation kit in lieu of spare wheel:</b> – <i>Not available on RWD / RWD HD models.</i> Option code: WTC	N/C	●	N/C		<b>No-cost option</b>

## TYRE RATINGS

Tyre size	Fuel efficiency group	Wet grip performance	External noise	
			Measured (dB)	Group
195/75 R 16	B	B	72	
215/65 R 16	B	B	71	
225/65 R 16	B–E	B–C	70	
235/65 R 16	C–E	B	70	

Tyre rating according to EU Regulation 1222/2009

# MOVANO EQUIPMENT / OPTIONS

## MECHANICAL

	Movano	Minibus	Trabus	Price (£) exc. VAT	Total (£) inc. VAT																		
<b>Transmission:</b>																							
<p><b>Six-speed manual gearbox:</b>                      FWD models: • Transverse engine/gearbox • L1/L2/L3 models                      RWD / RWD HD models: • Longitudinal engine/gearbox • L3/L4 models</p> <p><b>Tecshift six-speed transmission:</b> – Tecshift transmission adds electronic control for both the clutch and gear selection to the standard six speed transmission.  <b>Electronic clutch control:</b> – Tecshift automatically operates the clutch, meaning that there is no clutch pedal and the vehicle can be driven by an 'automatic-only' driving licence holder.  <b>Electronic gear selection:</b> – Tecshift also controls gear selection, leaving the driver with two gear-shifting options – automatic or manual.  <b>Automatic mode:</b> – The driver selects forward or reverse gear and Tecshift does everything else, just like an automatic gearbox.  <b>Manual mode:</b> – The driver can change gear sequentially by pushing the lever forward (higher gear) or pulling it backwards (lower gear).  <b>A 'kickdown' function:</b> – going through two or more gears – is also possible in manual mode.</p>	●	●	●																				
	○				See price pages																		
<b>Steering:</b>																							
<p>• Power-assisted rack and pinion system • Turns lock-to-lock: 3.7</p> <p><b>Turning circles:</b></p> <table border="1"> <thead> <tr> <th></th> <th>Kerb-to-kerb</th> <th>Wall-to-wall</th> </tr> </thead> <tbody> <tr> <td>FWD L1</td> <td>12.0m (39.3ft.)</td> <td>12.5m (41.0ft.)</td> </tr> <tr> <td>FWD / RWD / RWD HD L2</td> <td>13.6m (44.6ft.)</td> <td>14.1m (46.2ft.)</td> </tr> <tr> <td>FWD L3</td> <td>15.7m (51.5ft.)</td> <td>16.2m (53.1ft.)</td> </tr> <tr> <td>RWD / RWD HD L3</td> <td>13.6m (44.6ft.)</td> <td>14.1m (46.2ft.)</td> </tr> <tr> <td>RWD / RWD HD L4</td> <td>15.7m (51.5ft.)</td> <td>16.2m (53.1ft.)</td> </tr> </tbody> </table>		Kerb-to-kerb	Wall-to-wall	FWD L1	12.0m (39.3ft.)	12.5m (41.0ft.)	FWD / RWD / RWD HD L2	13.6m (44.6ft.)	14.1m (46.2ft.)	FWD L3	15.7m (51.5ft.)	16.2m (53.1ft.)	RWD / RWD HD L3	13.6m (44.6ft.)	14.1m (46.2ft.)	RWD / RWD HD L4	15.7m (51.5ft.)	16.2m (53.1ft.)	●	●	●		
	Kerb-to-kerb	Wall-to-wall																					
FWD L1	12.0m (39.3ft.)	12.5m (41.0ft.)																					
FWD / RWD / RWD HD L2	13.6m (44.6ft.)	14.1m (46.2ft.)																					
FWD L3	15.7m (51.5ft.)	16.2m (53.1ft.)																					
RWD / RWD HD L3	13.6m (44.6ft.)	14.1m (46.2ft.)																					
RWD / RWD HD L4	15.7m (51.5ft.)	16.2m (53.1ft.)																					
<b>Brakes:</b>																							
<p><b>Front ventilated disc brakes:</b>                      • FWD / RWD / RWD HD: 302mm x 28mm</p> <p><b>Rear disc brakes:</b>                      • FWD / RWD: 305mm x 12mm • RWD HD: 305mm x 18mm</p>	●	●	●																				
<b>Power take-off (manual models only):</b>																							
<p>• Engine driven power take-off                      – Single turbo FWD. Not with air conditioning / electronic climate control options.                      – BiTurbo FWD and all RWD. Only available with air conditioning / electronic climate control options.</p> <p style="text-align: right;">Option code: V66</p>	○			160.00																			
<p>• Gearbox-driven power take-off                      – RWD / RWD HD models only.                      – Not available with increased engine idle speed.</p> <p style="text-align: right;">Option code: M1F</p>	○			460.00																			
<p>• Increased engine idle speed                      – Not available with 110PS Start/Stop engines.</p> <p style="text-align: right;">Option code: UF3</p>	○			60.00																			
<b>Fuel tank:</b>																							
<p>• 80 litres (17.6 gallons) capacity                      • 105 litres (23.1 gallons) capacity                      – Not available on Core Conversions (excluding L3 Box).</p> <p style="text-align: right;">Option code: NH7</p>	●	●	●	110.00	132.00																		
<b>AdBlue® tank:</b>																							
<p>• 22 litres (4.8 gallons) capacity</p>	●	●	●																				

# MOVANO EQUIPMENT / OPTIONS

## MECHANICAL

	Movano	Minibus	Trabus	Price (£) exc. VAT	Total (£) inc. VAT
<b>Towing:</b> <ul style="list-style-type: none"> <li>• Tow bar with 13-pin electrics (does not suit trailers with LED lights) • Trailer stability programme</li> <li>– Unless specific exemptions apply, vehicles operated with a trailer, where the combined weight of the vehicle, trailer and payload exceeds 3500kg, require a digital tachograph. For trailers with LED lights use genuine Vauxhall Accessory tow bars which also include trailer stability programme. – Not available on Aluminium Tipper L4 H1 RWD Crew Cab HD models.</li> </ul>	○			385.00	<b>462.00</b>
<b>Electrical:</b> <ul style="list-style-type: none"> <li>• 95Ah maintenance-free battery (105Ah on Tecshift models) • 185A alternator</li> <li>• Second battery</li> <li>– Not available with single passenger seat options / Air-suspended driver's seat.</li> </ul>	●	●	●	485.00	<b>582.00</b>
<b>CANbus interface:</b> Allows the vehicle's electrical systems to integrate with additional equipment. – Standard on RWD HD 4500 models.	○			135.00	
<b>Six-pin electrical connector for conversions:</b> – Standard on Dropside / Tipper.	○			60.00	
<b>Vehicle tracking:</b> A supplementary vehicle enhancement applied and supported by Masternaut as a 3rd Party Converter. This enhancement does not include Aftersales support. The enhancement is reversible. The telematics services are provided by Masternaut Limited ('Masternaut') and are subject to the end-user terms of Masternaut. Masternaut is an independent technology service provider. Vauxhall is not provider and not responsible for the telematics services offered by Masternaut.					
<ul style="list-style-type: none"> <li>• Telematic box – Base</li> </ul>	○	○	○	250.00	<b>300.00</b>
<ul style="list-style-type: none"> <li>• Telematic box – Premium</li> </ul>	○	○	○	330.00	<b>396.00</b>
<b>Front suspension:</b> <ul style="list-style-type: none"> <li>• MacPherson type • Independent double wishbones • Coil springs • Telescopic dampers</li> </ul>	●	●	●		
<b>Rear suspension:</b> <ul style="list-style-type: none"> <li>• Tubular axle • Telescopic dampers • Variable rate leaf springs</li> <li>FWD models: • Single leaf springs • Single rear wheels</li> <li>RWD models: • Double leaf springs • Single rear wheels</li> <li>RWD HD models: • Triple leaf springs • Twin rear wheels</li> </ul>	●	●	●		
<b>Pneumatic rear suspension:</b> – Only available with six-pin connector and CANbus. – Only available on FWD 3300 / FWD 3500 L2/L3 models.	○			2050.00	
<b>Construction Pack (RWD models only):</b> <ul style="list-style-type: none"> <li>• Air-suspended driver's seat with armrest • Automatic locking rear differential</li> <li>• Tow bar with 13-pin electrics (does not suit trailers with LED lights) • Trailer stability programme – Not available on Tipper / Box Van. For trailers with LED lights use genuine Vauxhall Accessory tow bars which also include trailer stability programme.</li> </ul>	○			1470.00	
<b>Body Conversion Pack A (Chassis and Platform Cab):</b> <ul style="list-style-type: none"> <li>• Extended wiring loom • Six-pin connector for conversions • 16-pin connector for cab-based conversions</li> </ul>	○			95.00	
<b>Body Conversion Pack B (Crew Cab):</b> <ul style="list-style-type: none"> <li>• Extended wiring loom • Six-pin connector for conversions</li> </ul>	○			60.00	
Automatic locking rear differential (RWD models only)	○			510.00	

# MOVANO EQUIPMENT / OPTIONS

## ADDITIONAL FEATURES – TIPPER

		Price (£) exc. VAT	Total (£) inc. VAT
<p><b>Tipper assembly:</b></p> <ul style="list-style-type: none"> <li>• Five-stage chrome-plated underfloor ram</li> <li>• Sliding and internal self-lubricating components made of reinforced nylon and Teflon</li> <li>• Anti-vibration Teflon plates on a secondary frame</li> </ul> <p><b>Tipper deck:</b></p> <ul style="list-style-type: none"> <li>• Steel platform, powder coated in dark grey</li> <li>• Integrated cabin protection, ladder rack and side under-run protection</li> <li>• 400mm anodised aluminium removable side and rear alloy panels with recessed hinges</li> <li>• Top and bottom hinged rear panel</li> <li>• Recessed side and tailboard operating levers</li> <li>• Removable rear posts</li> <li>• Galvanised fixing bolts</li> <li>• Automatically releasing rear panel during the rear tipping phase</li> <li>• Frame and cross-members in edged galvanised sheet</li> </ul> <p><b>Electrics:</b></p> <ul style="list-style-type: none"> <li>• Audible warning during operation</li> <li>• Fused power supply with isolator switch</li> <li>• Electro/hydraulic power pack</li> <li>• Side lights where required</li> <li>• Remote control on wander-lead located behind driver's seat</li> </ul> <p><b>Exterior:</b></p> <ul style="list-style-type: none"> <li>• Additional half-height tool box on L3 Chassis Cab Tipper models (2100 x 650 x 750mm)</li> <li>• Rear mudflaps</li> </ul> <p><b>Load restraint:</b></p> <ul style="list-style-type: none"> <li>• Eight integrated load lashing points conforming to DIN 75410 standards</li> </ul>	●		

## ADDITIONAL FEATURES – DROPSIDE

<p><b>Exterior:</b></p> <ul style="list-style-type: none"> <li>• Plywood load floor with non-slip resin surface coating</li> <li>• Integrated cabin protection, ladder rack and side under-run protection</li> <li>• 400mm anodised aluminium removable side and rear alloy panels with recessed hinges</li> <li>• Removable rear posts</li> <li>• Integrated load lashing rings conforming to DIN 75410 standards</li> <li>• Rear mudguards</li> <li>• Galvanised fixing bolts</li> <li>• Side lights where required</li> <li>• Frame and cross-members in edged galvanised sheet</li> </ul>	●		
---	---	--	--

## ADDITIONAL FEATURES – BOX VAN

<p><b>Interior / exterior:</b></p> <ul style="list-style-type: none"> <li>• Polyester lightweight box with smooth external appearance</li> <li>• Aluminium frame</li> <li>• Long arm exterior mirrors</li> <li>• Side under-run protection</li> <li>• 18mm plywood covered anti-slip floor</li> <li>• Twin rear 270° opening aluminium doors</li> <li>• Folding rear step fitted to offside</li> </ul>	●		
Luton head	○	Option code: Z1D	770.00
Rear roller shutter door	○	Option code: D5W	760.00

# RANGE GLOSSARY OF TERMS

## PLATED WEIGHT

The maximum weight to which a vehicle or an axle may be loaded, determined either by the design of the components or by legislation. All commercial vehicles must carry a manufacturer's 'plate' showing the vehicle and axle gross 'plated weights'. It is an offence to drive a vehicle in a condition where any of these weights are exceeded.

## MINIMUM MASS

Minimum Mass ('Mass in running order' on Certificate of Conformity and 'Mass in Service' on V5C form) is defined according to European Type Approval and include all fluids, tools, 90% fuel load and driver (75kg). It is minimum mass for this variant and does not consider local specification/trim or deletable options (specific to Movano). Weights are also subject to manufacturing tolerances (EU Legislation allows 5% tolerance).

## GROSS VEHICLE WEIGHT (GVW)

The total permissible weight of a vehicle including payload and passengers, as shown on the manufacturer's plate.

## GROSS COMBINATION WEIGHT (GCW)

The maximum permissible weight of a vehicle, including payload and passengers, combined with the total weight of any trailer it is towing. The maximum GCW weight limit is quoted on the vehicle plate and must not be exceeded.

## PAYLOAD

The total permissible weight that can be carried without exceeding the vehicle's plated weight. Payloads do not include driver which needs to be taken into account. Further notes on Maximum Payload by model:

- For New Combo Maximum Payloads are shown which do not take into consideration UK specification, options or accessories.
- For Vivaro included are UK specification (15kg) and trim (Sportive Panel Van 30kg; Sportive Doublecab 40kg; Limited Edition NAV Panel Van 45kg and Limited Edition NAV Doublecab 55kg)
- For Movano included are UK specification (10kg) and deletable options such as Bulkhead (25kg); Sliding Doors (30kg each) and Spare Wheel (25kg)

Weights are also subject to manufacturing tolerances (EU Legislation allows 5% tolerance). Payload does not consider any additional options that a customer may order.

## ROOF LOADS

- New Combo roof load should not exceed 100kg including the weight of the roof rack/carrier.
- Vivaro roof load should not exceed 200kg (150kg on H2 models) including the weight of the roof rack/carrier
- Movano roof load should not exceed 200kg (150kg on H1 models) including the weight of the roof rack/carrier. H3 are not permitted to carry roof loads

## MAXIMUM TOWING WEIGHT

The maximum weight of any trailer and its load which may be towed within the limit of the vehicle's plated Gross Combination Weight (GCW). It is based on the ability of the vehicle – at full GCW – to restart on a 12% gradient, which is approximately 1 in 8.3, at sea level. At altitudes above 1500 metres, the engine output may drop with a corresponding reduction in towing capability. It is the operator's responsibility to ensure that the trailer noseweight does not cause the rear axle plated weight of the towing vehicle to be exceeded.

*Always fit Vauxhall towing attachments and accessories available from your Vauxhall Commercial Vehicle Retailer. They are designed specifically for Vauxhall models and carry a 12-month warranty.*

## LIGHT DUTY AND HEAVY DUTY CYCLES

For a Light Duty cycle (EC regulation 715/2007 with designation 'Euro 6') the emissions of the whole vehicle are evaluated whereas for Heavy Duty cycle (EC regulation 595/2009 with designation 'Euro VI') only the engine is bench tested. The requirement of which cycle is necessary is determined by the reference mass of the vehicle. In the case of Movano, reference mass calculations dictate that:

- N1 FWD and M1 FWD are approved as Light Duty
- N1 RWD, N2 RWD and M2 FWD are approved as Heavy Duty

When Euro 5 was previously introduced, there was an agreement between Member States and the Commission (Reference TEC 740/2011) that, assuming there was no alteration to the emissions system itself, a multi-stage build vehicle should be covered by the base vehicle emissions approval, irrespective of whether the reference mass had changed. The Department for Transport has confirmed that this interpretation will remain in place for Euro 6/V1.

To illustrate this better – a F3500 L3 H1 (130PS) Movano Chassis Cab is type approved as Light Duty (Euro 6). Regardless of any conversion to this vehicle and even if its reference mass transgresses above the 2840kg threshold, then it is still be covered by the original Light Duty cycle emissions. One situation where this may not apply is when a vehicle changes category from N1 (Commercial) to M1 (Passenger) during the process of conversion.

## COMMERCIAL VEHICLE CATEGORIES

### Differences between M1/N1 and M2/N2 (Vehicles with GVW above 3500kg)

#### Category M: Passenger carriers

**Category M1:** Vehicles designed and constructed for the carriage of passengers and comprising no more than eight seats in addition to the driver's seat.

**Category M2:** Vehicles designed and constructed for the carriage of passengers, comprising more than eight seats in addition to the driver's seat, and having a maximum mass not exceeding 5 tonnes.

#### Category N: Goods vehicles

**Category N1:** Vehicles designed and constructed for the carriage of goods and having a maximum mass not exceeding 3.5 tonnes.

**Category N2:** Vehicles designed and constructed for the carriage of goods and having a maximum mass exceeding 3.5 tonnes but not exceeding 12 tonnes.

#### Specific differences, all M2/N2 require the following:

**Speed limiter:** All M2/N2 vehicles are legally required to be speed limited. M2 to 62mph and N2 to 56mph.

**Driver licence:** Commercial vehicles with GVW greater than 3.5 tonnes have different license requirements. For any new drivers C1 category

is necessary. Under some circumstances (social purposes for a non-commercial body) it is possible to drive a minibus without a D1 entitlement (Minibus) however eligibility for this exemption should be confirmed with DVSA.

**Driver CPC:** Driver Certificate of Professional Competence mandates 35 hours of periodic training every 5 years to maintain licence (from September 2014).

**Tachograph:** It is a legal requirement to administer the activities of drivers subject to the EU or AETR drivers' hours rules, and also record the vehicle's speed, distance and time. A Smart Card is required for digital tachograph and these are available from the DVLA. The tachograph of a new vehicle must be calibrated within two weeks of first registration.

**Operator's Licence:** This may also be required to ensure that vehicles are kept safe and in good condition at all times. Specifically for M2, PSV (public service vehicle) operator's licence is required. Exemptions in some circumstances may be permitted but this should always be confirmed with DVSA.

**MOT Testing:** M2/N2 must be tested each year, and vehicle presented with a completed Certificate of Conformity (CoC). This is available from Vauxhall (regdata@gm.com) or from converter in case of second-stage conversion.

# CUSTOMER CARE PRICING AND ADDITIONAL INFORMATION

## Vauxhall on-the-road recommended retail prices (RRP)

To eliminate uncertainty about hidden costs incurred when buying a new commercial vehicle, Vauxhall publishes on-the-road prices and these are shown in the pricing tables within this price guide. The prices shown are manufacturer's recommended retail prices (RRP) unless otherwise stated, exclusive of VAT (currently at a rate of 20% which may be payable). These prices include the recommended cost of number plates, delivery to a Vauxhall Retailer of £583.33 (£700.00 including VAT), 12 months' Government Vehicle Excise Duty\* and the DVLA new vehicle first registration fee of £55.00\*.

**Please note: The RRP does not include fuel supplied by the Retailer, motor insurance or any other goods or services supplied by agreement between the Retailer and customer.**

## Price protection for all Vauxhalls

Order a new Vauxhall for build in the current model year (as confirmed by your Retailer) for delivery no more than three months in advance and the price you are quoted is the price you pay. This is irrespective of any subsequent price rises between placing your order and delivery of your new commercial vehicle, but you must take delivery as soon as the commercial vehicle is available. Vauxhall Motors Limited is not liable for price adjustments caused by Government changes in the rate of VAT (currently 20%), Vehicle Excise Duty, DVLA new vehicle first registration fee or by any other applicable legislation or regulations.

## Vehicle Excise Duty

The amount of Vehicle Excise Duty (road fund licence) payable on new commercial vehicles varies depending on gross vehicle weight (GVW) and European standard emissions compliance, as shown below\*.

Up to 3500kg GVW	£250.00
Over 3500kg GVW	£165.00

\*Correct at time of publication.

## In the event of an accident...

Vauxhall Accident Management helps keep you mobile following an accident. Benefits include vehicle recovery, Vauxhall-approved repairs and contacting your insurer. For more details, visit [vauxhall.co.uk/AccidentManagement](http://vauxhall.co.uk/AccidentManagement)

## Customer Care Commitment

For added peace of mind, Vauxhall has an innovative Customer Care Commitment\*\* that offers the following:

- Three-year vehicle warranty consisting of a one-year/unlimited mileage manufacturer's warranty and a second and third year manufacturer's warranty with a 60,000 miles (Combo) and 100,000 miles (Vivaro and Movano) limitation
  - Vauxhall Assistance for 12 months from first registration
  - Six years' body panel anti-perforation warranty
- \*\* Warranty is only on vehicles sourced from Vauxhall Motors Limited. Terms and conditions apply – please see your Vauxhall Retailer for details.

## Vauxhall Assistance

Vauxhall Assistance is provided automatically with every new Vauxhall Commercial Vehicle for 12 months from first registration and covers everything from accidents, mechanical breakdown to flat tyres. With Vauxhall Assistance help is literally just a free† phone call away, 24 hours a day, 365 days a year!

† Mobile phone users will be charged at their standard tariff.

## Vauxhall Extended Warranty

For complete peace of mind Vauxhall offers an extended warranty that can be purchased on an annual basis following the expiry of the original new vehicle warranty. It covers most mechanical and electrical components. Terms and conditions apply, for further details please contact your local Vauxhall Retailer.

## Protecting the environment

Our products are increasingly winning environmental awards, both through the use of more recycled materials and by becoming cleaner and more efficient. For information on Vauxhall's efforts to achieve an environmentally sustainable future, including information on Design for Recycling, take-back of End-of-Life Vehicles (ELVs), and the recycling of ELVs, see [www.vauxhall.co.uk/recycling](http://www.vauxhall.co.uk/recycling)

## Vauxhall Service Plan

Vauxhall Retailers offer a great service for owners of all Vauxhall vehicles. Value for money, regular offers and free check-ups, combined with the peace of mind that comes from using Vauxhall-trained technicians and genuine parts, help keep your vehicle in peak condition at all times. Every Vauxhall Retailer supports our customer promise:

### We are Vauxhall experts

- Fully Vauxhall-trained technicians
- We use Vauxhall approved diagnostic equipment and specialist tools
- Full access to Vauxhall repair databases and technical centres

### We are transparent

- Our invoicing will clearly set out the work at the price agreed with no hidden extras

## We are never beaten on price

- We will match any written like for like service/repair quote from a local†† competitor using genuine repair methods and parts

## We are convenient

- Flexible booking times to suit you
- 'One-stop shop' for every type of Vauxhall service
- While you wait facility on stocked tyres, batteries and exhausts
- Free courtesy vehicle or local collection with annual services and warranty work

## We are thorough

- 25 point safety check with any workshop visit
- No obligation advice on essential and non-essential work
- Free check for safety enhancements and upgrades to your vehicle and software
- Free 'Wash and Vac' with every annual service
- Free fitting of wipers and external bulbs with annual services

†† A radius of five miles/20 minutes from your Vauxhall Retailer.

## Premier Van Centres

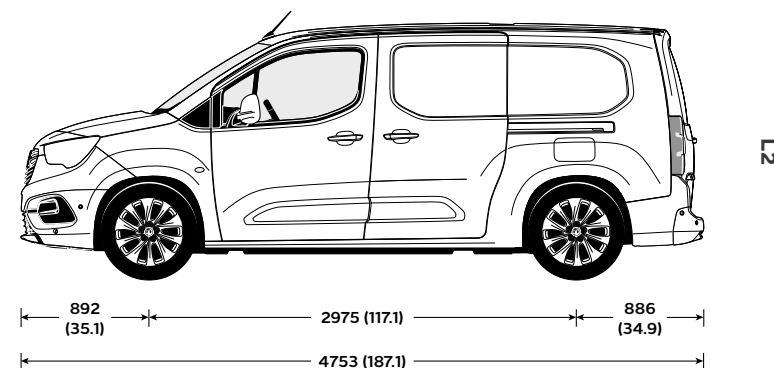
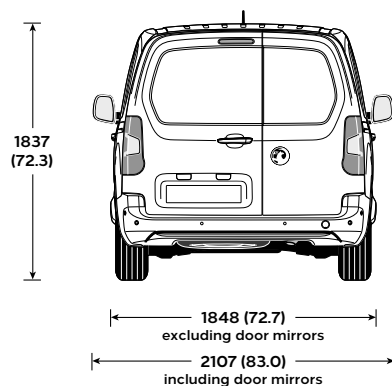
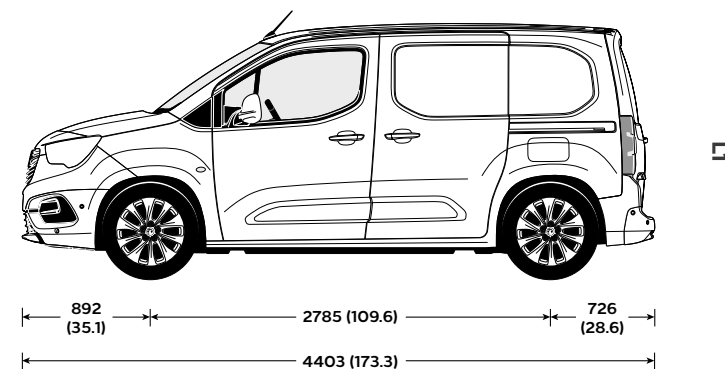
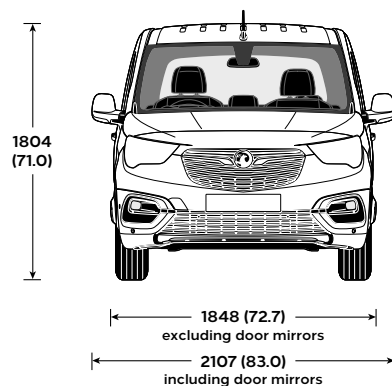
To maximise mobility and minimise downtime, our dedicated network of over 100 Premier Van Centres is increasing its emphasis on faster turnaround and fewer vehicle days spent off-road. We're your commercial vehicle 'one-stop shop' with all the specialised equipment, tools and training to support your aftersales needs, using only genuine parts fitted by Vauxhall-trained technicians. What's more, we promise convenience, expertise and value:

- Drop in for a diagnosis, no appointment necessary
- While-you-wait repairs where the parts are on-site
- A 25-point vehicle safety check with every workshop visit
- Access to Class 7 MOT facilities
- Onward mobility and a dedicated Premier Van Helpline – call 0800 026 0034



# NEW COMBO DIMENSIONS

COMBO	L1	L2
<b>Loadspace Dimensions</b> millimetres (inches)		
Maximum load floor length	1781 (70.1)	2131 (83.9)
Maximum load length – When FlexCargo Packs are specified	3090 (121.7)	3440 (135.4)
Maximum load length – Crew Van. Seats folded.	-	2110 (83.1)
Maximum load height	1236 (48.7)	1243 (48.9)
Maximum load width – Panel Van	1630 (64.2)	1630 (64.2)
Maximum load width – Crew Van	-	1527 (60.1)
Maximum width between wheel arches	1229 (48.4)	1229 (48.4)
Loading height	580 (22.8)	620 (24.4)
Maximum rear door aperture width	1241 (48.9)	1241 (48.9)
Maximum rear door aperture height	1185 (46.6)	1185 (46.6)
Maximum side-access aperture width	737 (29.0)	737 (29.0)
Maximum side-access aperture height	1072 (42.2)	1072 (42.2)
<b>Luggage Capacities*</b> cu.m (cu.ft.)		
Panel Van	3.3 (116.5)	3.9 (137.7)
Panel Van – With FlexCargo	3.8 (134.2)	4.4 (155.4)
Crew Van – With seats folded	-	4.0 (141.2)
Crew Van – With seats up (to top of seats)	-	1.8 (63.6)
Crew Van – With seats up (to roof)	-	3.5 (123.6)



All measurements are in mm (inches) unless stated otherwise. Heights shown unladen.  
\*Measured using the VDA method.

# NEW COMBO SPECIFICATIONS

## Transmission

- Front-wheel drive
- Five-speed manual gearbox
  - 1.6 (75/100PS) Turbo D models
- Six-speed manual gearbox – 1.5 (130PS) Turbo D/1.2 (110PS) Turbo\* models
- Eight-speed automatic transmission – available on 1.5 (130PS) Turbo D/1.2 (130PS) Turbo\* models

Replacing the traditional lever, the automatic transmission selection-mode dial/drive wheel is an innovative solution that is both elegant and intuitive. By simply twisting the dial, the following modes can be selected:

- Park, for when the vehicle is stationary and the wheels are locked
- Drive, for automatic forward motion
- Neutral, for when the vehicle is stationary, wheels are free
- Reverse, for automatic backward motion

For an extra experience of dynamism, the shift paddles for automatic transmissions are located behind the steering wheel, offering drivers an extra level of control that is highly ergonomic and intuitive. The shift paddles function in the following way:

- To go up a gear, the driver must pull the right lever towards themselves
- To go down a gear, the driver must pull the left lever towards themselves\*\*

## Steering

- Speed-sensitive electric power-assisted system
- Turning circle (kerb-to-kerb) –
  - 11.0m (36 ft) L1 models, 11.8m (38.7 ft) L2 models

## Suspension

Front: Independent. MacPherson struts with gas-pressure dampers and linear-rate coil springs. Anti-roll bar

Rear: Torsion beam with gas-pressure dampers and constant-rate coil springs (variable-rate on 2300 models)

## Roof Loads

- Combo roof load should not exceed 100kg including the weight of the roof rack/carrier

## Fuel Tank Capacity

- 61 litres (13.0 gallons) – Petrol models\*
- 50 litres (10.9 gallons) – Diesel models

## AdBlue Tank Capacity

- 17 Litres (3.7 gallons)

\*1.2 (110/130PS) Turbo models available 2019. \*\*Please note: Only consecutive gear changes are possible.

# NEW COMBO PLATED WEIGHTS AND TOWING DATA

	Plated weights*		Towing weights		Plated Gross Combination Weights (GCW)	
	Gross Vehicle Weights (GVW)	Front axle	Rear axle	Braked		Unbraked
<b>L1 EDITION PANEL VAN</b>						
2000 1.6 (75PS) Turbo D	1970	1200	1075	1000	730	2970
2000 1.6 (100PS) Turbo D Start/Stop	1975	1200	1075	1200	600	3175
2000 1.5 (130PS) Turbo D Start/Stop	2020	1200	1075	1500	730	3520
2000 1.5 (130PS) Turbo D Start/Stop automatic	2030	1200	1075	1350	600	3380
2300 1.6 (75PS) Turbo D	2340	1200	1400	750	730	3090
2300 1.6 (100PS) Turbo D Start/Stop	2340	1200	1400	850	600	3190
2300 1.5 (130PS) Turbo D Start/Stop	2370	1200	1400	1200	730	3570
2300 1.5 (130PS) Turbo D Start/Stop automatic	2380	1200	1400	1000	600	3380
<b>L2 EDITION PANEL VAN</b>						
2300 1.6 (100PS) Turbo D Start/Stop	2350	1200	1400	850	600	3200
<b>L1 SPORTIVE PANEL VAN</b>						
2000 1.6 (100PS) Turbo D Start/Stop	1975	1200	1075	1200	600	3175
2000 1.5 (130PS) Turbo D Start/Stop	2020	1200	1075	1500	730	3520
2000 1.5 (130PS) Turbo D Start/Stop automatic	2030	1200	1075	1350	730	3380
2300 1.6 (100PS) Turbo D Start/Stop	2340	1200	1400	850	600	3190
<b>L2 SPORTIVE PANEL VAN</b>						
2300 1.6 (100PS) Turbo D Start/Stop	2350	1200	1400	850	600	3200

\*Provisional data.

Gross plated weights (including axle weights) quoted on the vehicle plate are to UK plated weight specification and must never be exceeded.

# NEW COMBO PLATED WEIGHTS AND TOWING DATA

	Plated weights*			Towing weights		Plated Gross Combination Weights (GCW)
	Gross Vehicle Weights (GVW)	Front axle	Rear axle	Braked	Unbraked	
<b>L1 LIMITED EDITION NAV PANEL VAN</b>						
2000 1.6 (100PS) Turbo D Start/Stop	1975	1200	1075	1200	600	3175
2000 1.5 (130PS) Turbo D Start/Stop	2020	1200	1075	1500	600	3520
2300 1.6 (100PS) Turbo D Start/Stop	2340	1200	1400	850	730	3190
<b>L2 LIMITED EDITION NAV PANEL VAN</b>						
2300 1.6 (100PS) Turbo D Start/Stop	2350	1200	1400	850	730	3200
<b>L2 EDITION CREW VAN</b>						
2300 1.6 (100PS) Turbo D Start/Stop	2320	1200	1400	850	600	3170
<b>L2 SPORTIVE CREW VAN</b>						
2300 1.6 (100PS) Turbo D Start/Stop	2320	1200	1400	850	600	3170

\*Provisional data.

Gross plated weights (including axle weights) quoted on the vehicle plate are to UK plated weight specification and must never be exceeded.

# NEW COMBO PETROL ENGINES\*

Engine	1.2 (110PS) Turbo Start/Stop	1.2 (130PS) Turbo Start/Stop
Capacity	1199cc	1199cc
Maximum power	110PS (81kW) @ 5500rpm	130PS (96kW) @ 5500rpm
Maximum torque	205Nm (151 lb.ft.) @ 1750rpm	230Nm (170 lb.ft.) @ 1750rpm
Configuration	3 cylinders, 4 valves per cylinder, double overhead camshafts	3 cylinders, 4 valves per cylinder, double overhead camshafts
Fuel/induction system	Turbocharger. Variable Valve Timing. Direct fuel injection	Turbocharger. Variable Valve Timing. Direct fuel injection
Emission compliance	Euro 6d-TEMP (6.2)	Euro 6d-TEMP (6.2)
Service interval	12,500 miles or 1 year (whichever occurs sooner)	12,500 miles or 1 year (whichever occurs sooner)

\*1.2 (110/130PS) Turbo models available 2019.

# NEW COMBO DIESEL ENGINES

Engine	1.6 (75PS) Turbo D BlueInjection	1.6 (100PS) Turbo D Start/Stop BlueInjection	1.5 (130PS) Turbo D Start/Stop BlueInjection
Capacity	1560cc	1560cc	1499cc
Maximum power	75PS (55kW) @ 3500rpm	100PS (75kW) @ 3750rpm	130PS (96kW) @ 3750rpm
Maximum torque	210Nm (155 lb.ft.) @ 1750rpm	250Nm (184 lb.ft.) @ 1750rpm	300Nm (221 lb.ft.) @ 1750rpm
Configuration	4 cylinders, 4 valves per cylinder, double overhead camshafts	4 cylinders, 4 valves per cylinder, double overhead camshafts	4 cylinders, 4 valves per cylinder, double overhead camshafts
Fuel/induction system	Turbocharger with intercooler. Common rail fuel injection	Turbocharger with intercooler. Common rail fuel injection	Variable-nozzle turbocharger with electric switching. Common rail direct injection
Emission compliance	Euro 6B (6.1)	Euro 6B (6.1)	Euro 6d-TEMP (6.2)
Service interval	16,000 miles or 1 year (whichever occurs sooner)	16,000 miles or 1 year (whichever occurs sooner)	25,000 miles or 2 years (whichever occurs sooner)

# VIVARO SPECIFICATIONS




## DIESEL ENGINES

	1.6CDTi (95PS) BlueInjection with or without Start/Stop	1.6CDTi (120PS) BlueInjection
Capacity	1598cc	1598cc
Maximum power	95PS (70kW) @ 3500rpm	120PS (89kW) @ 3500rpm
Maximum torque	260Nm (192 lb.ft.) @ 1500rpm	300Nm (221 lb.ft.) @ 1750rpm
Configuration	4 cylinders, 4 valves per cylinder, double overhead camshafts	
Fuel/induction system	Variable geometry turbocharger with intercooler. Common rail fuel injection	
Emission compliance	Euro 6b (6.1)	Euro 6c (6.2)
Service interval	25,000 miles or two-years (whichever occurs sooner)	

	1.6CDTi BiTurbo (125PS) ecoTEC BlueInjection Start/Stop	1.6CDTi BiTurbo (145PS) BlueInjection Start/Stop
Capacity	1598cc	1598cc
Maximum power	125PS (92kW) @ 3500rpm	145PS (107kW) @ 3500rpm
Maximum torque	320Nm (236 lb.ft.) @ 1500rpm	340Nm (251 lb.ft.) @ 1750rpm
Configuration	4 cylinders, 4 valves per cylinder, double overhead camshafts	
Fuel/induction system	Twin variable geometry turbochargers with intercoolers. Common rail fuel injection	
Emission compliance	Euro 6b (6.1)	
Service interval	25,000 miles or two-years (whichever occurs sooner)	

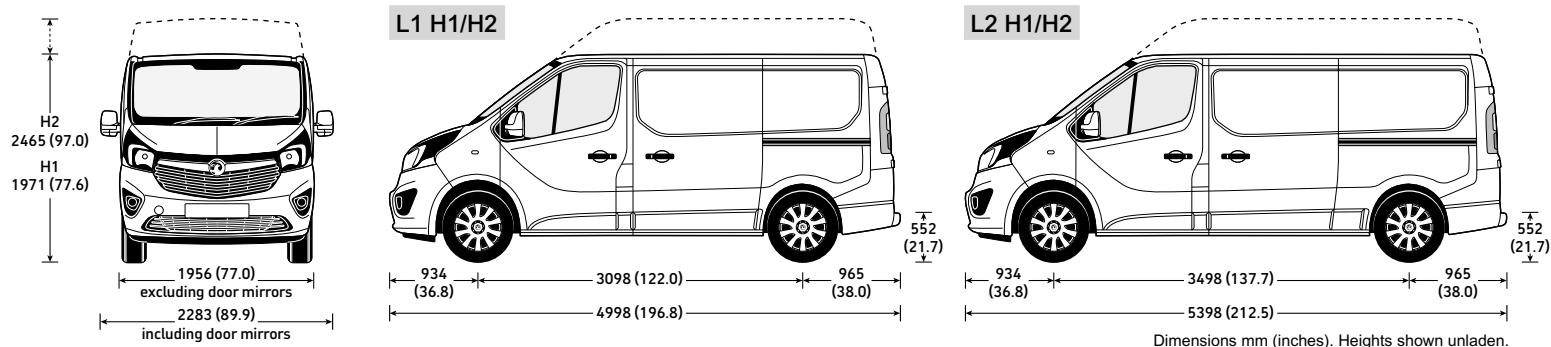
\* = Please note: Vehicles with BlueInjection technology will need regular AdBlue® top-ups also between servicing requirements. An indicator integrated into the onboard computer will warn you when you need to top up. More information under [www.vauxhall.co.uk/blueinjection](http://www.vauxhall.co.uk/blueinjection). In accordance with regulations R (EC) No. 715/2007 and R (EC) No. 692/2008 (in the versions respectively applicable).

## TYRE RATINGS

Tyre size	Fuel efficiency group	Wet grip performance	External noise	
			Measured (dB)	Group
205/65 R 16	C-E	B-E	71-72	
215/65 R 16	C	B	70	
215/60 R 17	C	B	70	

Tyre rating according to EU Regulation 1222/2009

# VIVARO PANEL VAN SPECIFICATIONS



## LOADSPACE DIMENSIONS MM (INCHES) – PANEL VAN

	L1	L2
Maximum length at load floor	2537 (99.9)	2937 (115.6)
Maximum length with load-through facility maximum length to seat – <i>Approximate</i> .	2967 (116.8)	3367 (132.5)
Maximum length with load-through facility maximum length to front footwell – <i>Approximate</i> .	3750 (147.6)	4150 (163.4)
Maximum width	1662 (65.5)	1662 (65.5)
Width between wheel arches	1268 (49.9)	1268 (49.9)
Maximum height - H1	1387 (54.6)	1387 (54.6)
Maximum height - H2	1898 (74.7)	1898 (74.7)

## LOADSPACE ACCESS MM (INCHES) – PANEL VAN

	L1	L2
Side door aperture height	1284 (50.5)	1284 (50.5)
Side door aperture width	1030 (40.5)	1030 (40.5)
Rear door aperture height – H1	1320 (52.0)	1320 (52.0)
Rear door aperture height – H2	1820 (71.6)	1820 (71.6)
Rear door aperture width	1391 (54.8)	1391 (54.8)
Loading height (unladen)	552 (21.7)	552 (21.7)

## PLATED WEIGHTS AND TOWING DATA KG – PANEL VAN

Model		Gross Vehicle Weights (GVW)	Plated weights		Towing weights		Plated Gross Combination Weights (GCW)
			Front axle	Rear axle	Braked	Unbraked	
L1 H1/H2 Panel Van	2700	2800	1585	1650	2000	750	4800
	2700 BiTurbo	2820	1585	1650	2000	750	4820
	2900	2960	1585	1650	2000	750	4960
	2900 BiTurbo	2980	1585	1650	2000	750	4980
L2 H1 Panel Van	2900	3030	1585	1650	2000	750	5030
	2900 BiTurbo	3040	1585	1650	2000	750	5040
L2 H2 Panel Van	2900 BiTurbo	3070	1585	1650	2000	750	5070

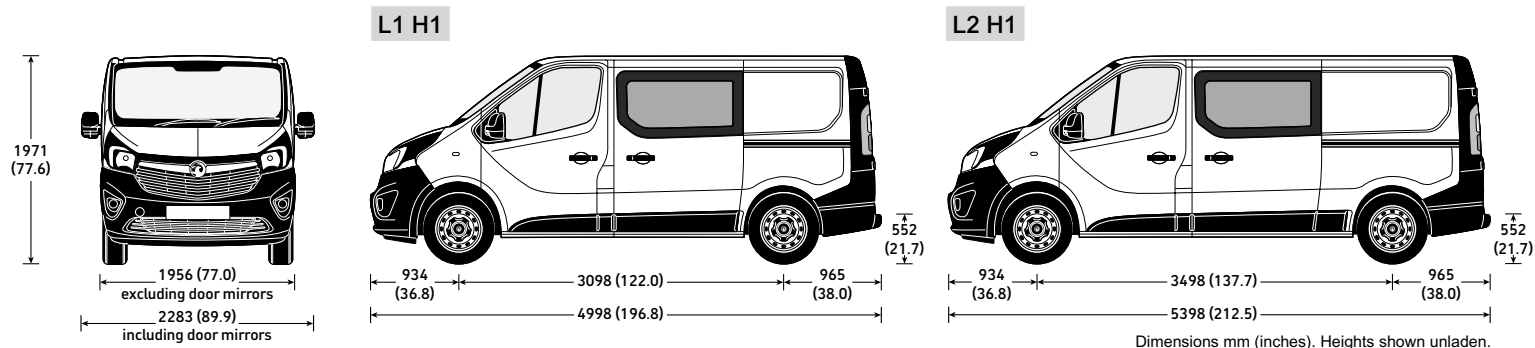
Gross plated weights (including axle weights) quoted on the vehicle plate are to UK plated weight specification and must never be exceeded. For further information please see Glossary of Terms.

## LOADSPACE VOLUMES CU.M (CU.FT.) – PANEL VAN

	L1	L2
H1 Panel Van	5.2 (183.6)	6.0 (211.9)
H2 Panel Van	7.2 (254.3)	8.6 (303.7)



# VIVARO DOUBLECAB SPECIFICATIONS



Dimensions mm (inches). Heights shown unladen.

## LOADSPACE DIMENSIONS MM (INCHES) – DOUBLECAB

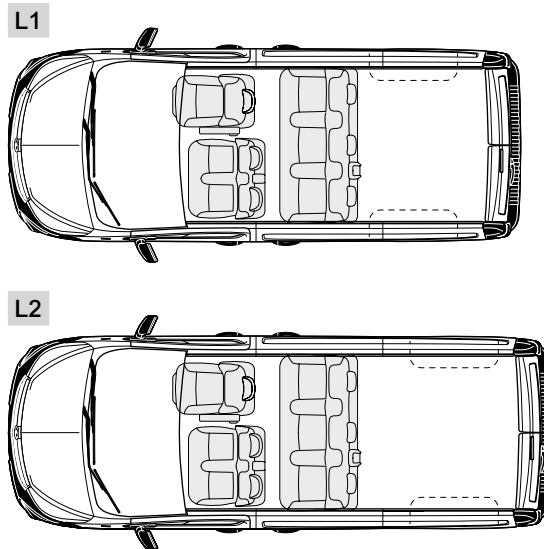
	L1	L2
Maximum length at load floor	2023 (79.6)	2423 (95.4)
Maximum length behind rear seats	1340 (42.7)	1740 (68.5)
Maximum width	1662 (65.5)	1662 (65.5)
Width between wheel arches	1268 (49.9)	1268 (49.9)
Maximum height	1387 (54.6)	1387 (54.6)

## LOADSPACE ACCESS MM (INCHES) – DOUBLECAB

	L1	L2
Side door aperture height	1284 (50.5)	1284 (50.5)
Side door aperture width	1030 (40.5)	1030 (40.5)
Rear door aperture height	1320 (52.0)	1320 (52.0)
Rear door aperture width	1391 (54.8)	1391 (54.8)
Loading height (unladen)	552 (21.7)	552 (21.7)

## LOADSPACE VOLUMES CU.M (CU.FT.) – DOUBLECAB

	L1	L2
Doublecab	3.2 (113.0)	4.0 (141.3)

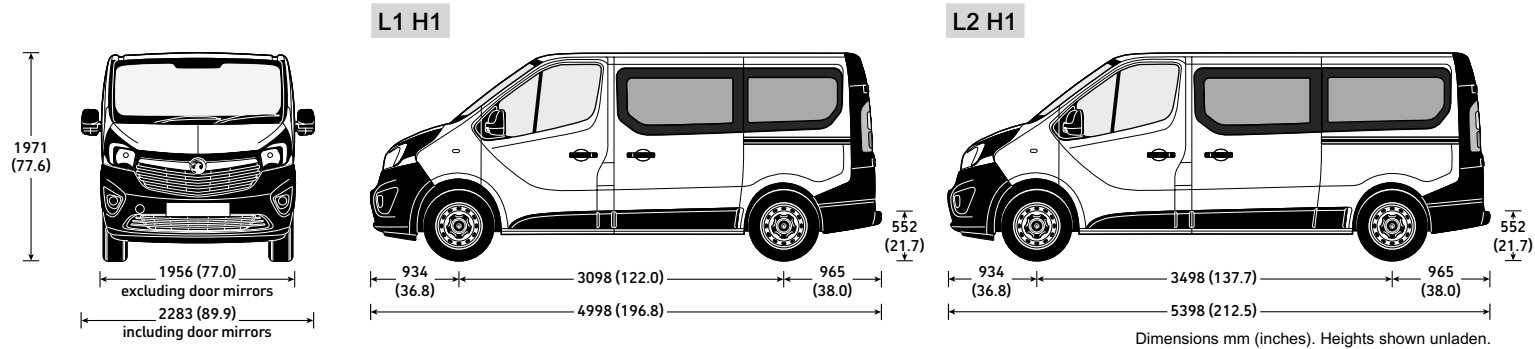


## PLATED WEIGHTS AND TOWING DATA KG – DOUBLECAB

Model		Gross Vehicle Weights (GVW)	Plated weights		Towing weights		Plated Gross Combination Weights (GCW)
			Front axle	Rear axle	Braked	Unbraked	
L1 H1 Doublecab	2900	2834	1585	1650	2000	750	4834
	2900 BiTurbo	2844	1585	1650	2000	750	4844
L2 H1 Doublecab	2900	2940	1585	1650	2000	750	4940
	2900 BiTurbo	2950	1585	1650	2000	750	4950

Gross plated weights (including axle weights) quoted on the vehicle plate are to UK plated weight specification and must never be exceeded. For further information please see Glossary of Terms.

# VIVARO COMBI SPECIFICATIONS



## LOADSPACE DIMENSIONS MM (INCHES) – COMBI

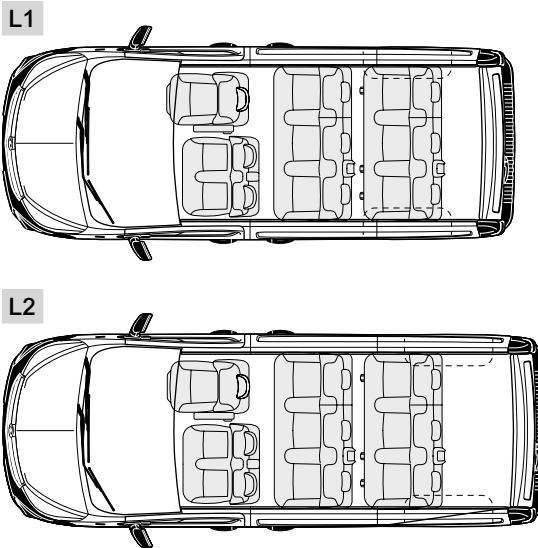
	L1	L2
Maximum length behind rear seats	736 (30.0)	1136 (44.7)
Maximum width	1662 (65.5)	1662 (65.5)
Width between wheel arches	1268 (49.9)	1268 (49.9)
Maximum height	1369 (53.9)	1369 (53.9)

## LOADSPACE ACCESS MM (INCHES) – COMBI

	L1	L2
Side door aperture height	1284 (50.5)	1284 (50.5)
Side door aperture width	1030 (40.5)	1030 (40.5)
Rear door aperture height	1320 (52.0)	1320 (52.0)
Rear door aperture width (at floor)	1391 (54.8)	1391 (54.8)
Loading height (unladen)	552 (21.7)	552 (21.7)

## LOADSPACE VOLUMES CU.M (CU.FT.) – COMBI

	L1	L2
Combi	1.0 (35.3)	1.8 (63.6)
Combi – third-row seats down	2.1 (74.2)	2.9 (102.4)
Combi – third-row seats removed	3.2 (113.0)	4.0 (141.3)

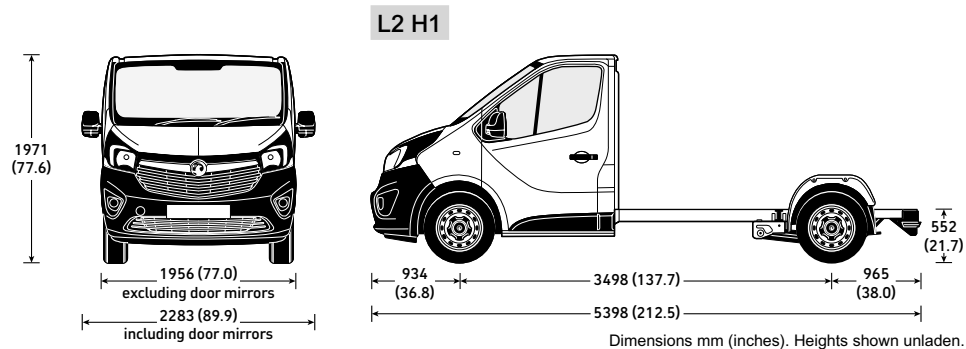


## PLATED WEIGHTS AND TOWING DATA KG – COMBI

Model	Gross Vehicle Weights (GVW)	Plated weights		Towing weights		Plated Gross Combination Weights (GCW)	
		Front axle	Rear axle	Braked	Unbraked		
L1 H1 Combi	2900	2830	1585	1650	2000	750	4830
L2 H1 Combi	2900	2890	1585	1650	2000	750	4890
L1 H1 / L2 H1 Combi+	2900	3030	1585	1650	2000	750	5030

Gross plated weights (including axle weights) quoted on the vehicle plate are to UK plated weight specification and must never be exceeded. For further information please see Glossary of Terms.

# VIVARO PLATFORM CAB SPECIFICATIONS



## Platform cabs

Platform cabs are ideal for those conversions requiring a low floor and walk-through access from the cab. The interface panel makes for easy integration of the cab with the conversion body, while an extended-length wiring loom is available to power the rear lights or extended conversions.

All conversions must follow 'Conversion Requirements' guidelines available on:  
[www.vauxhall.co.uk/conversiondata](http://www.vauxhall.co.uk/conversiondata)

## PLATED WEIGHTS AND TOWING DATA KG – PLATFORM CAB

Model	Gross Vehicle Weights (GVW)	Plated weights		Towing weights		Plated Gross Combination Weights (GCW)	
		Front axle	Rear axle	Braked	Unbraked		
L2 H1 Platform Cab	2900 BiTurbo	3030	1585	1735	2000	750	5030

Gross plated weights (including axle weights) quoted on the vehicle plate are to UK plated weight specification and must never be exceeded. For further information please see Glossary of Terms.

# MOVANO SPECIFICATIONS

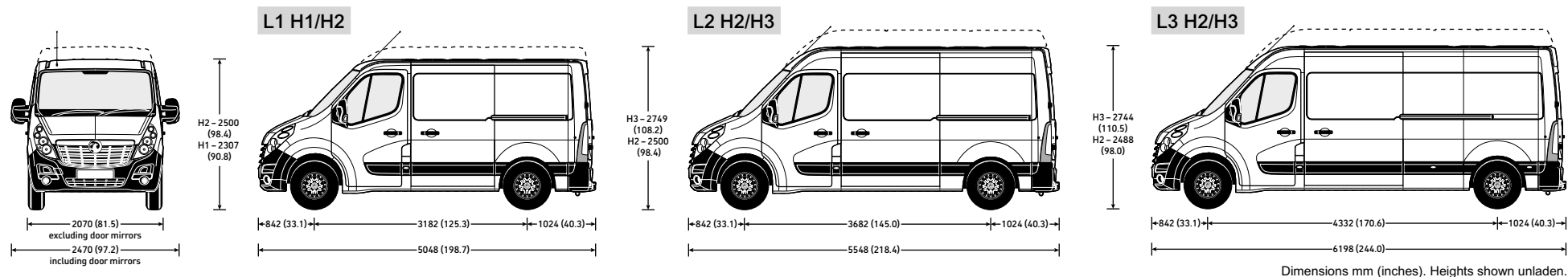
## DIESEL ENGINES

	2.3CDTi (110PS) BlueInjection	2.3CDTi (130PS) BlueInjection	2.3CDTi BiTurbo (130PS) BlueInjection	2.3CDTi BiTurbo (145PS) BlueInjection with Start/Stop
Capacity	2298cc	2298cc	2298cc	2298cc
Maximum power	110PS (81kW) @ 3500rpm	130PS (96kW) @ 3500rpm	130PS (96kW) @ 3500rpm	145PS (107kW) @ 3500rpm
Maximum torque	290Nm (214 lb.ft.) @ 1500rpm	320Nm (236 lb.ft.) @ 1500rpm	330Nm (243 lb.ft.) @ 1500rpm	360Nm (266 lb.ft.) @ 1500rpm
Configuration	4 cylinders, 4 valves per cylinder, double overhead camshafts			
Fuel/induction system	Fixed geometry turbocharger and intercooler. Common rail fuel injection		Twin variable geometry turbochargers and intercoolers. Common rail fuel injection	
Emission compliance	Euro 6B (6.1)	Euro 6B (6.1)	Euro VI	Euro 6B (6.1) (FWD) / Euro VI (RWD)
Service interval	25,000 miles (20,000 miles on Minibus models) or two years (whichever occurs sooner)			

	2.3CDTi BiTurbo (163PS) BlueInjection with Start/Stop	2.3CDTi BiTurbo (170PS) BlueInjection with Start/Stop
Capacity	2298cc	2298cc
Maximum power	163PS (120kW) @ 3500rpm	170PS (125kW) @ 3500rpm
Maximum torque	360Nm (266 lb.ft.) @ 1500-2750rpm	380Nm (280 lb.ft.) @ 1500rpm
Configuration	4 cylinders, 4 valves per cylinder, double overhead camshafts	
Fuel/induction system	Twin variable geometry turbochargers and intercoolers. Common rail fuel injection	
Emission compliance	Euro VI	Euro 6B (6.1)
Service interval	25,000 miles or two years (whichever occurs sooner)	

Vehicles with BlueInjection technology will need regular AdBlue® top-ups also between servicing requirements. An indicator integrated into the on-board computer will warn you when you need to top up. More information under [www.vauxhall.co.uk/blueinjection](http://www.vauxhall.co.uk/blueinjection). In accordance with regulations R (EC) No. 715/2007 and R (EC) No. 692/2008 (in the versions respectively applicable).

# MOVANO FWD PANEL VAN SPECIFICATIONS



## LOADSPACE DIMENSIONS MM (INCHES) – FWD PANEL VAN

	L1	L2	L3
Maximum length	2583 (101.7)	3083 (121.4)	3733 (147.0)
Maximum width	1765 (69.5)	1765 (69.5)	1765 (69.5)
Width between wheel arches	1380 (54.3)	1380 (54.3)	1380 (54.3)
Maximum height – H1	1700 (66.9)	–	–
Maximum height – H2	1894 (74.6)	1894 (74.6)	1894 (74.6)
Maximum height – H3	–	2144 (84.4)	2144 (84.4)

## LOADSPACE ACCESS MM (INCHES) – FWD PANEL VAN

	L1	L2	L3
Side door aperture height – H1	1581 (62.2)	–	–
Side door aperture height – H2/H3	1780 (70.1)	1780 (70.1)	1780 (70.1)
Side door aperture width	1050 (41.3)	1270 (50.0)	1270 (50.0)
Rear door aperture height – H1	1627 (64.0)	–	–
Rear door aperture height – H2/H3	1820 (71.7)	1820 (71.7)	1820 (71.7)
Rear door aperture width	1577 (62.1)	1577 (62.1)	1577 (62.1)
Loading height (unladen)	563 (22.2)	562 (22.1)	557 (21.9)

## PLATED WEIGHTS AND TOWING DATA KG – PANEL VAN

Model		Gross Vehicle Weights (GVW)	Plated weights		Towing weights		Plated Gross Combination Weights (GCW)
			Front axle	Rear axle	Braked	Unbraked	
L1 H1/H2 Panel Van	F2800	2800	1550	1650	2500	750	5300
	F3300	3300	1650	1900	2500	750	5800
	F3500	3500	1850	2100	2500	750	6000
L2 H2/H3 Panel Van	F3300	3300	1700	1900	2500	750	5800
	F3500	3500	1850	2100	2500	750	6000
L3 H2/H3 Panel Van	F3500	3500	1850	2100	2500	750	6000

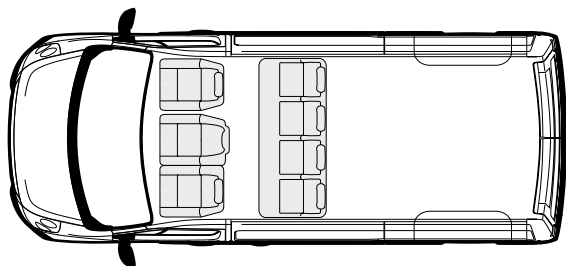
Gross plated weights (including axle weights) quoted on the vehicle plate are to UK plated weight specification and must never be exceeded. For further information please see Glossary of Terms.

## LOADSPACE VOLUMES CU.M (CU.FT.) – FWD PANEL VAN

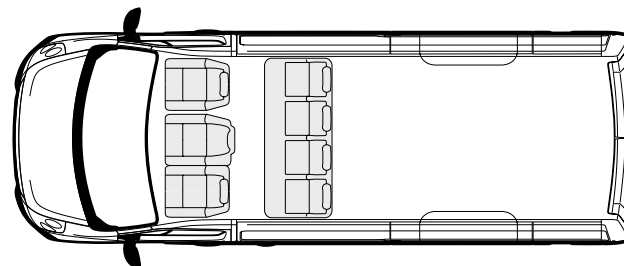
	L1 H1	L1 H2	L2 H2	L2 H3	L3 H2	L3 H3
Panel Van – Maximum	7.8 (275)	8.6 (304)	10.8 (381)	12.3 (434)	13.0 (459)	14.8 (523)
– VDA	7.0 (247)	–	9.4 (322)	–	11.3 (399)	–

# MOVANO FWD DOUBLECAB SPECIFICATIONS

L2 H2



L3 H2



For exterior dimensions see FWD Panel Van.

## LOADSPACE DIMENSIONS MM (INCHES) – FWD DOUBLECAB

	L2	L3
Maximum length at load floor	2175 (85.6)	2825 (111.2)
Maximum length behind rear seats	1990 (78.3)	2640 (103.9)
Maximum width	1765 (69.5)	1765 (69.5)
Width between wheel arches	1380 (54.3)	1380 (54.3)
Maximum height	1894 (74.6)	1894 (74.6)

## LOADSPACE ACCESS MM (INCHES) – FWD DOUBLECAB

	L2	L3
Side door aperture height	1780 (70.1)	1780 (70.1)
Side door aperture width	1270 (50.0)	1270 (50.0)
Rear door aperture height	1820 (71.7)	1820 (71.7)
Rear door aperture width	1577 (62.1)	1577 (62.1)
Loading height (unladen)	562 (22.1)	557 (21.9)

## LOADSPACE VOLUMES CU.M (CU.FT.) – FWD DOUBLECAB

	L2 H2	L3 H2
Doublecab	6.9 (244)	9.0 (318)

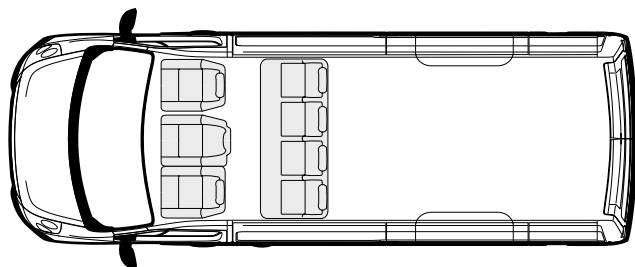
## PLATED WEIGHTS AND TOWING DATA KG – DOUBLECAB

Model	Gross Vehicle Weights (GVW)	Plated weights		Towing weights		Plated Gross Combination Weights (GCW)
		Front axle	Rear axle	Braked	Unbraked	
L2 H2/L3 H2 Doublecab F3500	3500	1850	2100	2500	750	6000

Gross plated weights (including axle weights) quoted on the vehicle plate are to UK plated weight specification and must never be exceeded. For further information please see Glossary of Terms.

# MOVANO RWD DOUBLECAB SPECIFICATIONS

L3 H2



For exterior dimensions see RWD Panel Van.

## LOADSPACE DIMENSIONS MM (INCHES) – RWD DOUBLECAB

	L3
Maximum length at load floor	2825 (111.2)
Maximum length behind rear seats	2640 (103.9)
Maximum width	1765 (69.5)
Width between wheel arches	1380 (54.3)
Maximum height	1798 (70.8)

## LOADSPACE ACCESS MM (INCHES) – RWD DOUBLECAB

	L3
Side door aperture height	1684 (66.3)
Side door aperture width	1270 (50.0)
Rear door aperture height	1724 (67.9)
Rear door aperture width	1577 (62.1)
Loading heights (unladen)	674 (26.5) – 696 (27.4)

## PLATED WEIGHTS AND TOWING DATA KG – DOUBLECAB

Model	Gross Vehicle Weights (GVW)	Plated weights		Towing weights		Plated Gross Combination Weights (GCW)	
		Front axle	Rear axle	Braked	Unbraked		
L3 H2 Doublecab	R3500	3500	1850	2300	2500	750	6000

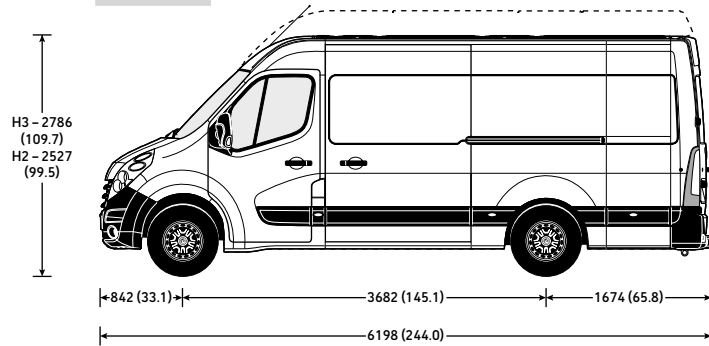
Gross plated weights (including axle weights) quoted on the vehicle plate are to UK plated weight specification and must never be exceeded. For further information please see Glossary of Terms.

## LOADSPACE VOLUMES CU.M (CU.FT.) – RWD DOUBLECAB

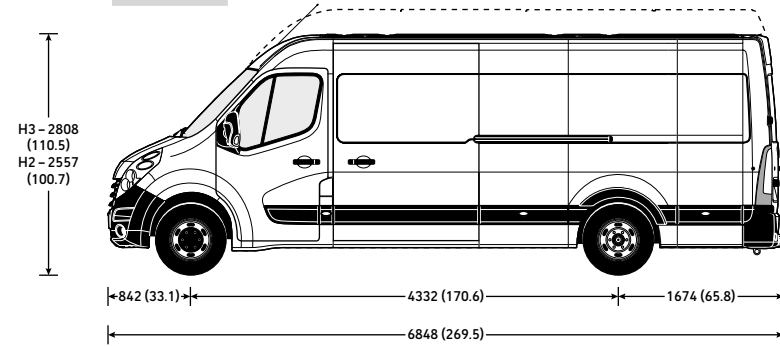
	L3 H2
Doublecab	8.4 (297)

# MOVANO RWD PANEL VAN SPECIFICATIONS

L3 H2/H3



L4 H2/H3



Dimensions mm (inches). Heights shown unladen.

## LOADSPACE DIMENSIONS MM (INCHES) – RWD PANEL VAN

	L3	L4
Maximum length	3733 (147.0)	4383 (172.6)
Maximum width	1765 (69.5)	1765 (69.5)
Width between wheel arches	1380 (54.3)	1380 (54.3)
Maximum height – H2	1798 (70.8)	1798 (70.8)
Maximum height – H3	2048 (80.6)	2048 (80.6)

## LOADSPACE ACCESS MM (INCHES) – RWD PANEL VAN

	L3	L4
Side door aperture height	1684 (66.3)	1684 (66.3)
Side door aperture width	1270 (50.0)	1270 (50.0)
Rear door aperture height	1724 (67.9)	1724 (67.9)
Rear door aperture width	1577 (62.1)	1577 (62.1)
Loading heights (unladen)	696 (27.4) – 724 (28.5)	717 (28.2)

## LOADSPACE VOLUMES CU.M (CU.FT.) – RWD PANEL VAN

	L3 H2	L3 H3	L4 H2	L4 H3
Panel Van – Maximum	12.4 (438)	14.2 (501)	14.9 (526)	17.0 (600)
– VDA	10.9 (385)	12.2 (431)	12.9 (456)	14.1 (498)

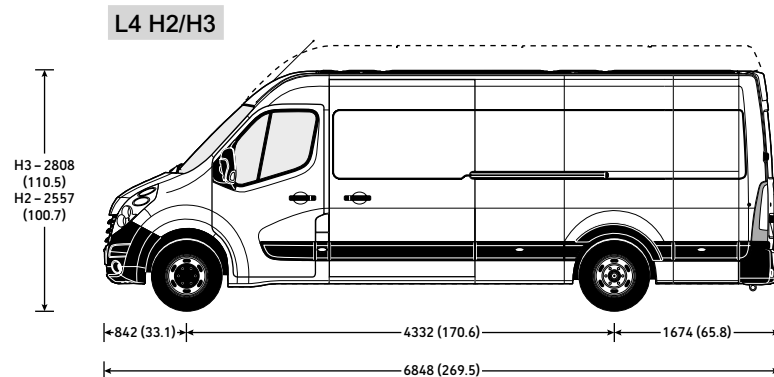
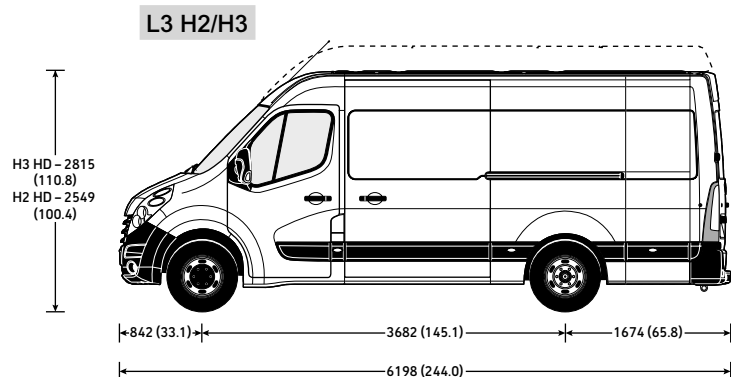
## PLATED WEIGHTS AND TOWING DATA KG – RWD PANEL VAN

Model		Gross Vehicle Weights (GVW)	Plated weights		Towing weights		Plated Gross Combination Weights (GCW)
			Front axle	Rear axle	Braked	Unbraked	
L3 H2/H3 Panel Van	R3500	3500	1850	2300	2500	750	6000
L4 H2/H3 Panel Van	R3500	3500	1850	2300	2500	750	6000

Gross plated weights (including axle weights) quoted on the vehicle plate are to UK plated weight specification and must never be exceeded. For further information please see Glossary of Terms.



# MOVANO RWD HD PANEL VAN SPECIFICATIONS



Dimensions mm (inches). Heights shown unladen.

## LOADSPACE DIMENSIONS MM (INCHES) – RWD HD PANEL VAN

	L3	L4
Maximum length	3733 (147.0)	4383 (172.6)
Maximum width	1765 (69.5)	1765 (69.5)
Width between wheel arches	1080 (42.5)	1080 (42.5)
Maximum height – H2	1798 (70.8)	1798 (70.8)
Maximum height – H3	2048 (80.6)	2048 (80.6)

## LOADSPACE ACCESS MM (INCHES) – RWD HD PANEL VAN

	L3	L4
Side door aperture height	1684 (66.3)	1684 (66.3)
Side door aperture width	1270 (50.0)	1270 (50.0)
Rear door aperture height	1724 (67.9)	1724 (67.9)
Rear door aperture width	1577 (62.1)	1577 (62.1)
Loading heights	723 (28.4) – 724 (28.5)	717 (28.2)

## PLATED WEIGHTS AND TOWING DATA KG – RWD HD PANEL VAN

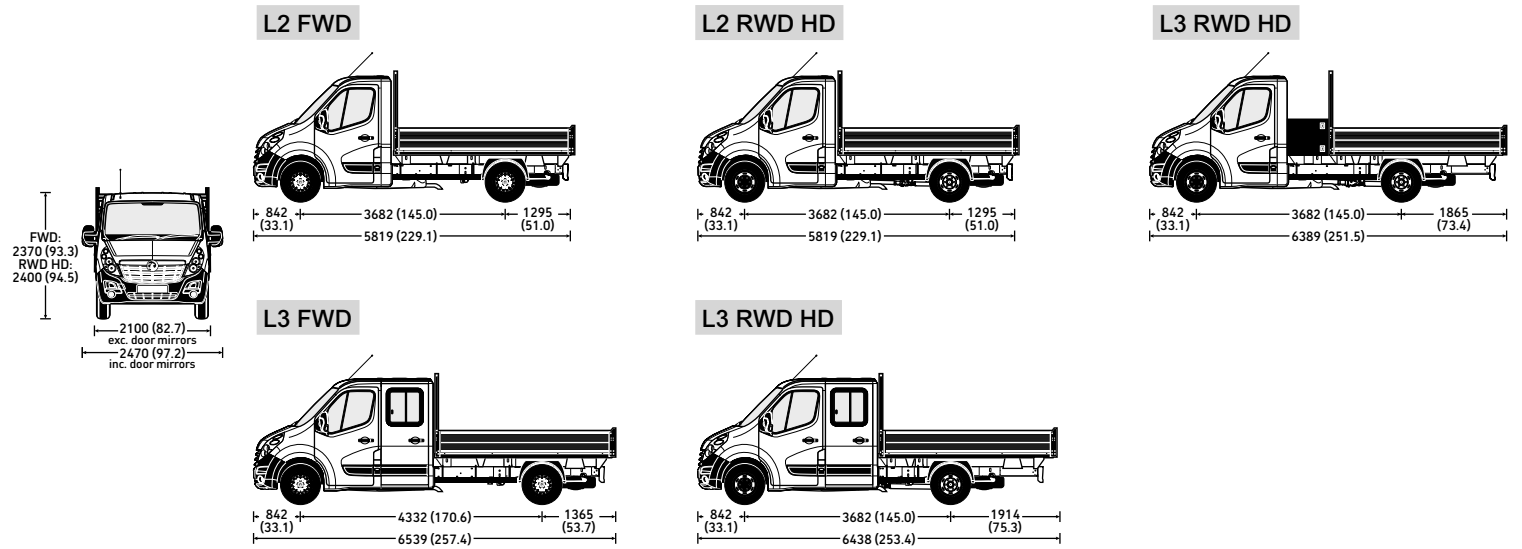
Model	Gross Vehicle Weights (GVW)	Plated weights		Towing weights		Plated Gross Combination Weights (GCW)	
		Front axle	Rear axle	Braked	Unbraked		
L3 H2/H3 Panel Van	R3500HD	3500	1850	2800	3000	750	6500
L3 H2/H3 Panel Van	R4500HD	4500	1850	3200	3000	750	7500
L4 H2/H3 Panel Van	R3500HD	3500	1850	2800	3000	750	6500
L4 H2/H3 Panel Van	R4500HD	4500	1850	3200	3000	750	7500

Gross plated weights (including axle weights) quoted on the vehicle plate are to UK plated weight specification and must never be exceeded. For further information please see Glossary of Terms.

## LOADSPACE VOLUMES CU.M (CU.FT.) – RWD HD PANEL VAN

	L3 H2	L3 H3	L4 H2	L4 H3
Panel Van – Maximum	12.4 (438)	14.2 (501)	14.9 (526)	17.0 (600)
– VDA	10.7 (378)	12.0 (424)	12.7 (448)	13.9 (491)

# MOVANO TIPPER / CREW CAB TIPPER SPECIFICATIONS

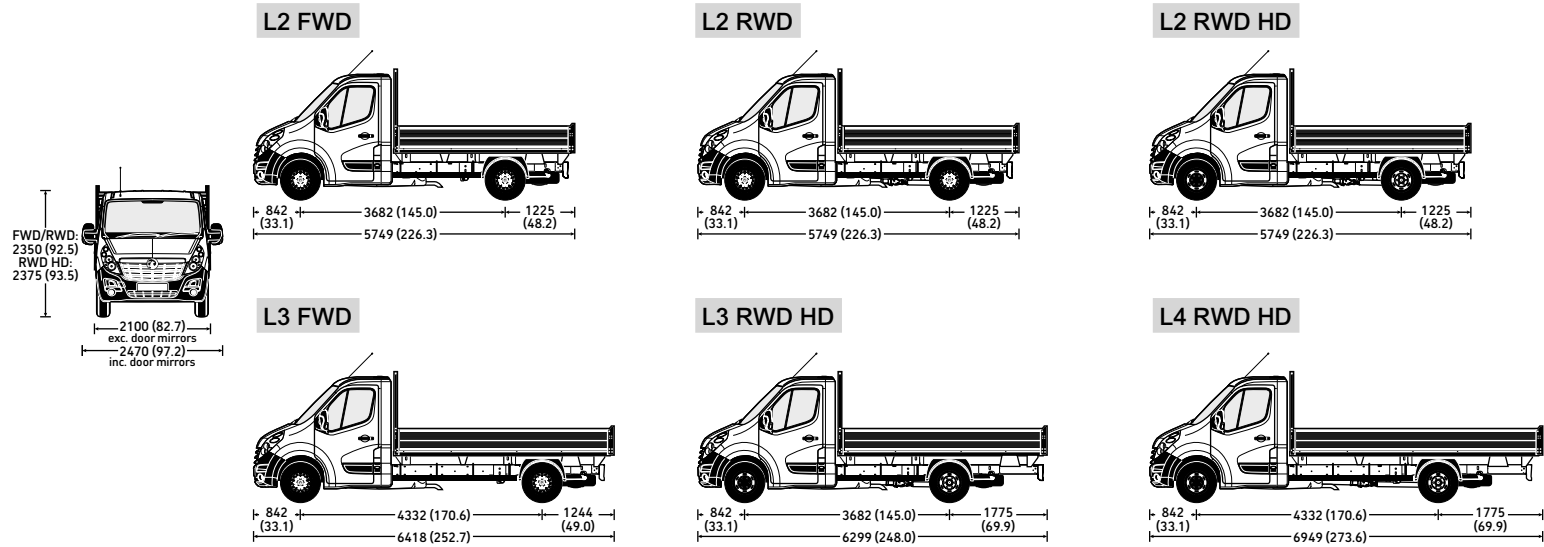


Dimensions mm (inches). Heights shown unladen.

LOADSPACE AREA DIMENSIONS MM (IN) – TIPPER			
	L2 FWD	L2 RWD HD	L3 RWD HD
Maximum length	3205 (126.2)	3205 (126.2)	3105 (122.2)
Maximum width	2040 (80.3)	2040 (80.3)	2040 (80.3)
Body side height	400 (15.7)	400 (15.7)	400 (15.7)
Loading height (unladen)	1090 (42.9)	1090 (42.9)	1090 (42.9)
Load area sq.m (sq.ft.)	6.5 (69.4)	6.5 (69.4)	6.3 (68.2)

LOADSPACE AREA DIMENSIONS MM (IN) – CREW CAB TIPPER		
	L3 FWD	L3 RWD HD
Maximum length	3205 (126.2)	3105 (122.2)
Maximum width	2040 (80.3)	2040 (80.3)
Body side height	400 (15.7)	400 (15.7)
Loading height (unladen)	1090 (42.9)	1090 (42.9)
Load area sq.m (sq.ft.)	6.5 (69.4)	6.3 (68.2)

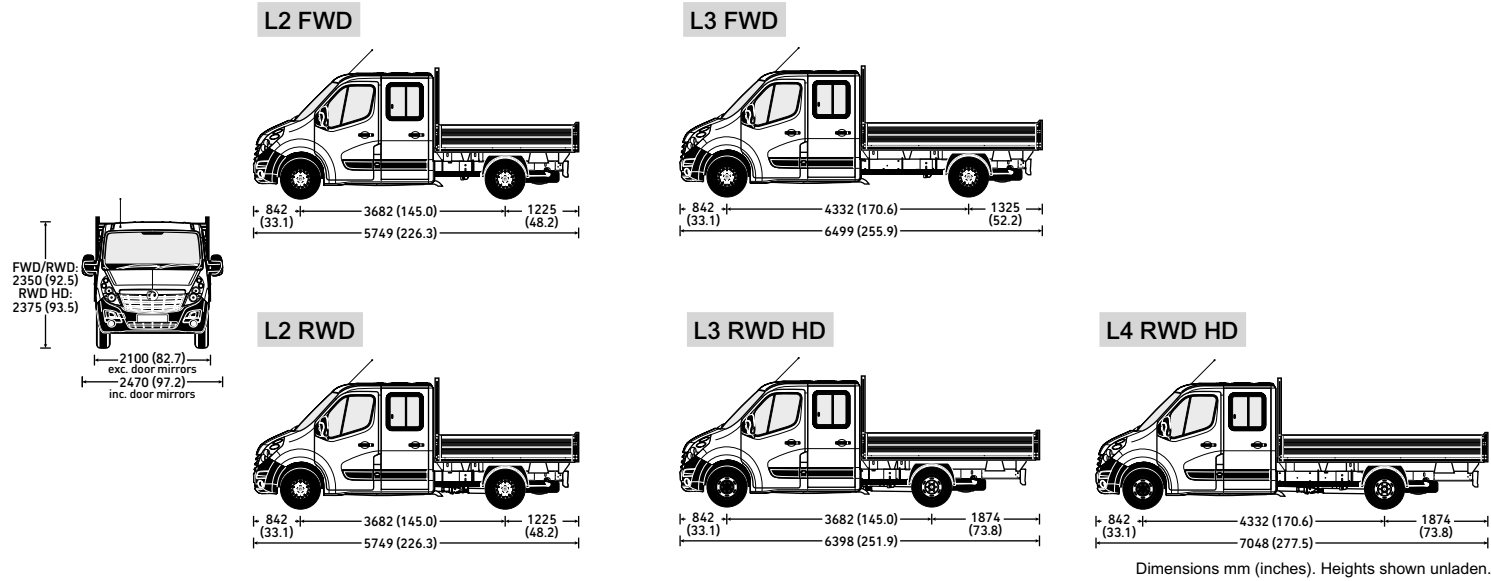
# MOVANO DROPSIDE SPECIFICATIONS



Dimensions mm (inches). Heights shown unladen.

LOADSPACE AREA DIMENSIONS MM (IN) – DROPSIDE					
	L2 FWD	L3 FWD	L2 RWD / RWD HD	L3 RWD HD	L4 RWD HD
Maximum length	3170 (124.8)	3900 (153.5)	3170 (124.8)	3700 (145.7)	4470 (176.0)
Maximum width	2040 (80.3)	2040 (80.3)	2040 (80.3)	2040 (80.3)	2040 (80.3)
Body side height	400 (15.7)	400 (15.7)	400 (15.7)	400 (15.7)	400 (15.7)
Loading height (unladen)	1026 (40.4)	1026 (40.4)	1026 (40.4)	1026 (40.4)	1026 (40.4)
Load area sq.m (sq.ft.)	6.5 (70.0)	7.8 (83.9)	6.5 (70.0)	7.6 (81.8)	8.9 (95.8)

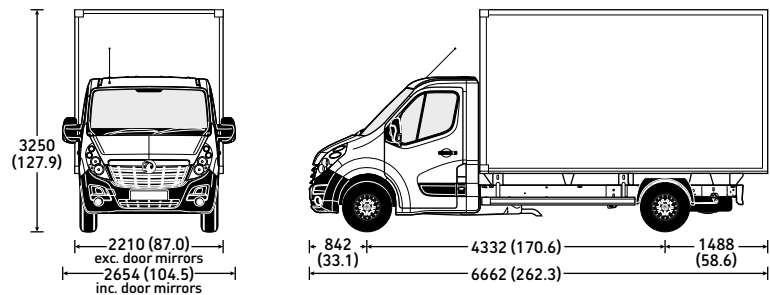
# MOVANO DROPSIDE CREW CAB SPECIFICATIONS



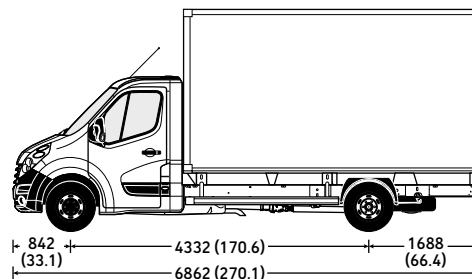
LOADSPACE AREA DIMENSIONS MM (IN) – DROPSIDE CREW CAB					
	L2 FWD	L3 FWD	L2 RWD	L3 RWD HD	L4 RWD HD
Maximum length	2501 (98.5)	3170 (124.8)	2501 (98.5)	3070 (120.9)	3702 (145.7)
Maximum width	2040 (80.3)	2040 (80.3)	2040 (80.3)	2040 (80.3)	2040 (80.3)
Body side height	400 (15.7)	400 (15.7)	400 (15.7)	400 (15.7)	400 (15.7)
Loading height (unladen)	1026 (40.4)	1026 (40.4)	1026 (40.4)	1026 (40.4)	1026 (40.4)
Load area sq.m (sq.ft.)	4.9 (52.7)	6.5 (70.0)	4.9 (52.7)	6.3 (67.8)	7.6 (81.8)

# MOVANO BOX VAN SPECIFICATIONS

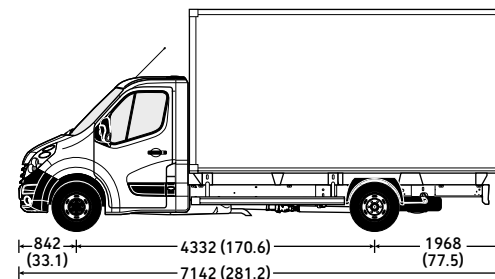
L3 FWD/RWD (20cu.m)



L4 RWD HD (20cu.m)



L4 RWD HD (22cu.m)



Dimensions mm (inches). Heights shown unladen.

## LOADSPACE DIMENSIONS MM (INCHES) – BOX VAN


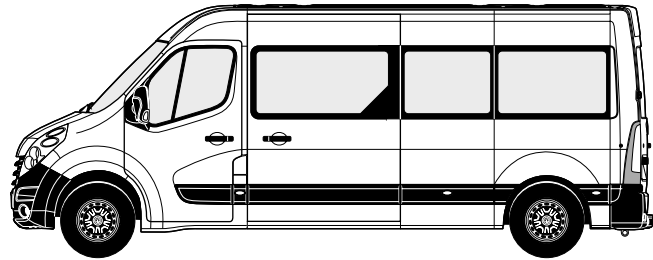
	L3 20cu.m FWD/RWD	L4 20cu.m RWD	L4 22cu.m RWD
Maximum internal length	4100 (161.4)	4300 (169.3)	4580 (180.3)
Maximum internal width	2150 (84.6)	2150 (84.6)	2150 (84.6)
Maximum internal height	2200 (86.6)	2200 (86.6)	2200 (86.6)
Loading height (unladen)	1050 (41.3)	1050 (41.3)	1050 (41.3)

## LOADSPACE VOLUME CU.M (CU.FT.) – BOX VAN

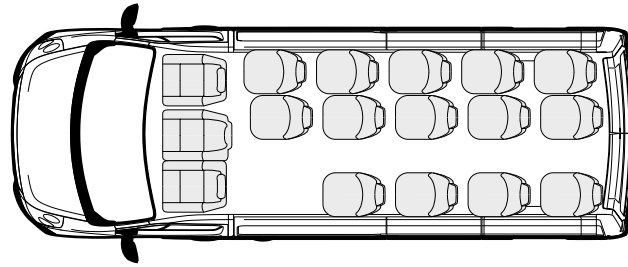
VDA method	19.4 (685.1)	20.3 (716.9)	21.7 (766.3)
------------	--------------	--------------	--------------

# MOVANO MINIBUS SPECIFICATIONS

L3 H2 17-SEAT



L3 H2 17-SEAT



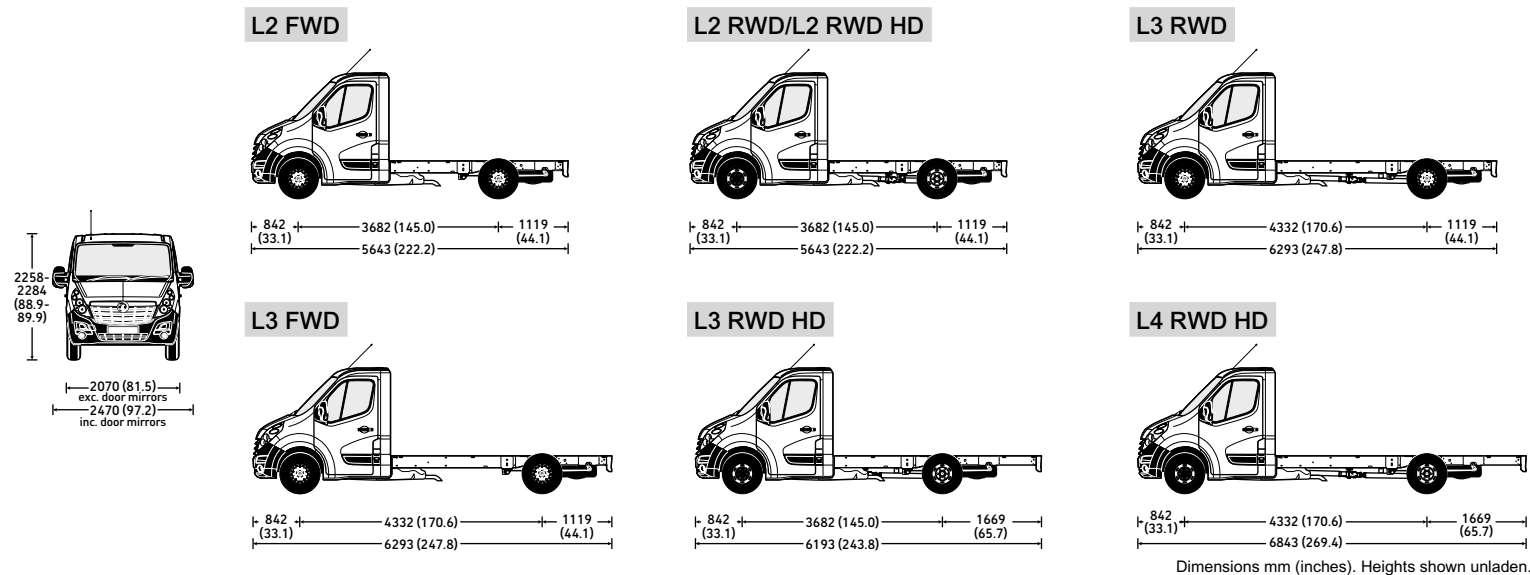
Measurements are shown in millimetres (inches).

## PLATED WEIGHTS AND TOWING DATA KG – MINIBUS

Model	Gross Vehicle Weights (GVW)	Plated weights		Towing weights		Plated Gross Combination Weights (GCW)
		Front axle	Rear axle	Braked	Unbraked	
L3 H2 Minibus	F3960	3960	1850	2150	n/a	n/a

Gross plated weights (including axle weights) quoted on the vehicle plate are to UK plated weight specification and must never be exceeded. For further information please see Glossary of Terms.

# MOVANO CHASSIS CAB SPECIFICATIONS



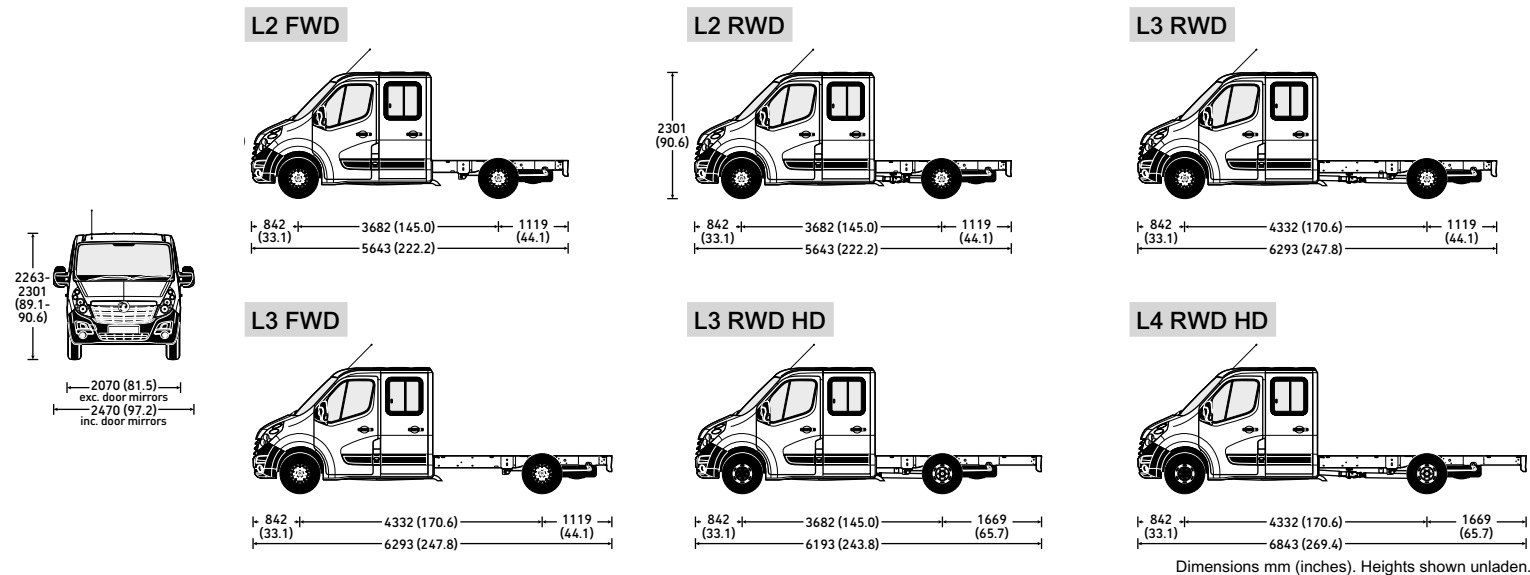
All conversions must follow 'Vauxhall Converter Requirements' including recommended dimensional data, detailed within Part 1, available at: [www.vauxhall.co.uk/conversiondata](http://www.vauxhall.co.uk/conversiondata). The weight of any fitted conversion body will have to be deducted from these figures to establish actual payload and is subject to correct weight distribution. Variations from the recommended dimensions or weights may affect the vehicle's overall centre of gravity and stability. From 29 April 2013 conversion of N1 vehicles was affected by changes to type approval – for further information refer to the VCA website (N2 vehicles were affected from 29 October 2014). For further information please contact [conversions@vauxhall.co.uk](mailto:conversions@vauxhall.co.uk)

## PLATED WEIGHTS AND TOWING DATA KG – CHASSIS CAB

Model	Gross Vehicle Weights (GVW)	Plated weights		Towing weights		Plated Gross Combination Weights (GCW)	
		Front axle	Rear axle	Braked	Unbraked		
L2 H1/L3 H1/L4 H1	F3500	3500	1850	2100	2500	750	6000
Chassis	R3500	3500	1850	2300	2500	750	6000
	R3500HD	3500	1850	2800	3500	750	7000
	R4500HD	4500	1850	3200	3000	750	7500

Gross plated weights (including axle weights) quoted on the vehicle plate are to UK plated weight specification and must never be exceeded. For further information please see Glossary of Terms.

# MOVANO CHASSIS CREW CAB SPECIFICATIONS



All conversions must follow 'Vauxhall Converter Requirements' including recommended dimensional data, detailed within Part 1, available at: [www.vauxhall.co.uk/conversiondata](http://www.vauxhall.co.uk/conversiondata). The weight of any fitted conversion body will have to be deducted from these figures to establish actual payload and is subject to correct weight distribution. Variations from the recommended dimensions or weights may affect the vehicle's overall centre of gravity and stability. From 29 April 2013 conversion of N1 vehicles was affected by changes to type approval – for further information refer to the VCA website (N2 vehicles were affected from 29 October 2014). For further information please contact [conversions@vauxhall.co.uk](mailto:conversions@vauxhall.co.uk)

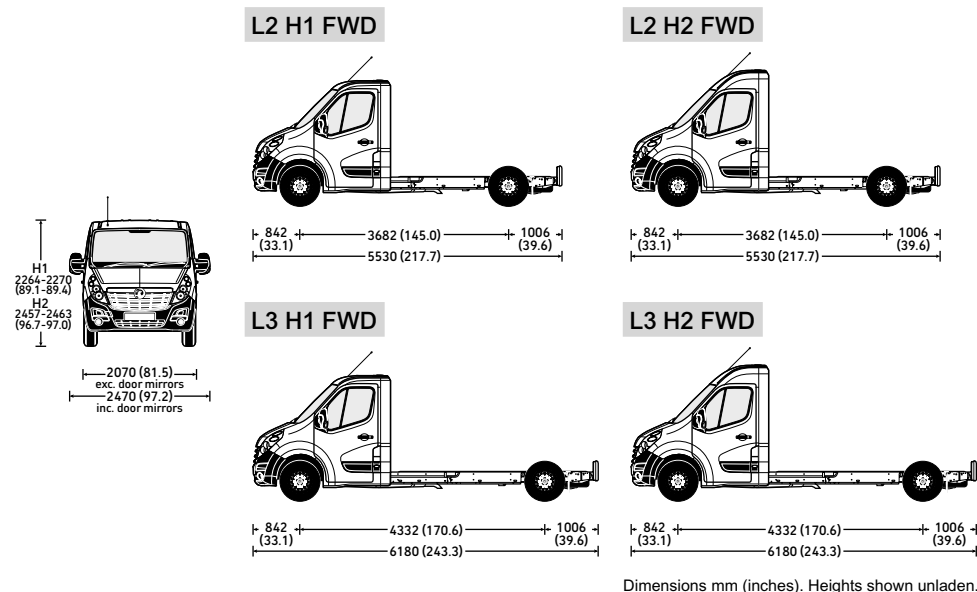
## PLATED WEIGHTS AND TOWING DATA KG – CHASSIS CREW CAB

Model	Gross Vehicle Weights (GVW)	Plated weights		Towing weights		Plated Gross Combination Weights (GCW)	
		Front axle	Rear axle	Braked	Unbraked		
L2 H1/L3 H1/L4 H1	F3500	3500	1850	2100	2500	750	6000
Chassis Crew Cab	R3500	3500	1850	2300	2500	750	6000
	R3500HD	3500	1850	2800	3500	750	7000
	R4500HD	4500	1850	3200	3000	750	7500

Gross plated weights (including axle weights) quoted on the vehicle plate are to UK plated weight specification and must never be exceeded. For further information please see Glossary of Terms.



# MOVANO PLATFORM CAB SPECIFICATIONS



All conversions must follow 'Vauxhall Converter Requirements' including recommended dimensional data, detailed within Part 1, available at: [www.vauxhall.co.uk/conversiondata](http://www.vauxhall.co.uk/conversiondata). The weight of any fitted conversion body will have to be deducted from these figures to establish actual payload and is subject to correct weight distribution. Variations from the recommended dimensions or weights may affect the vehicle's overall centre of gravity and stability. From 29 April 2013 conversion of N1 vehicles was affected by changes to type approval – for further information refer to the VCA website (N2 vehicles were affected from 29 October 2014). For further information please contact [conversions@vauxhall.co.uk](mailto:conversions@vauxhall.co.uk)

## PLATED WEIGHTS AND TOWING DATA KG – PLATFORM CAB

Model	Gross Vehicle Weights (GVW)	Plated weights		Towing weights		Plated Gross Combination Weights (GCW)	
		Front axle	Rear axle	Braked	Unbraked		
L2 H1/L2 H2/L3 H1/ L3 H2 Platform Cab	F3500	3500	1850	2100	2500	750	6000

Gross plated weights (including axle weights) quoted on the vehicle plate are to UK plated weight specification and must never be exceeded. For further information please see Glossary of Terms.

# NEW COMBO ACCESSORIES

<b>SAFETY</b>	Total (inc. VAT)	<b>TRANSPORT SYSTEMS</b>	Total (inc. VAT)	<b>TRANSPORT SYSTEMS</b>	Total (inc. VAT)	<b>SECURITY – LIFE ONLY</b>	Total (inc. VAT)
Safety Kit	£36.00	Roof base carrier (set of 2 bars)	£191.00	<b>Hard shell roof boxes (requires base carrier)</b>		Privacy Shades – Side Rear Windows (tilt / turn window) - set of 2	£46.00
First aid kit	£15.00	Aluminium roof rack		Thule Ocean 80		Privacy Shades – Side Rear Windows (electric window) – set of 2	£46.00
Warning triangle	£17.00	– L1	£599.00	(320 litre / 1330 x 860 x 370mm)	£150.00	Privacy Shades – Quarter Side Rear Window for L1 – set of 2	£46.00
Hi-vis vest	£9.00	– L2	£652.00	Thule Ocean 200		Privacy Shade – Tailgate	£46.00
		Steel roof rack		(450 litre / 1750 x 820 x 450mm)	£316.00		
<b>PRACTICAL</b>		– L1	£521.00	Thule Dynamic 800			
Spare bulb kit	£27.00	– L2	£599.00	(420 litre / 2060 x 840 x 340mm)	£625.00		
Stretch tow rope – 3 tonne	£34.00	Thule Ladder Tilt 311	£497.00	Thule Dynamic 900			
Smokers pack	£33.00	Thule Ladder holder 330	£119.00	(430 litre / 2350 x 940 x 350mm)	£750.00		
		Thule Ladder Roller 335	£77.00	Thule Excellence		<b>FLEXCONNECT RANGE – LIFE ONLY</b>	
<b>PROTECTION</b>		Thule front load stop system (Side profiles)	£163.00	(520 litre / 2180 x 940 x 400mm)	£898.00	FlexConnect bracket	£21.00
Carpet mats (set of 4) – Life only	£30.00	Thule front load stop system 321 (Front)	£77.00	Thule Motion 800		FlexConnect hook	£31.00
Rubber mats (set of 4) – Life only	£50.00	Thule Ratchet Tie Down Strap	£26.00	(460 litre / 2050 x 840 x 450mm)	from £452.00	FlexConnect coat hanger	£33.00
Carpet mats (set of 2 - front)	£24.00	Thule Fold Down Load Stop 315	£52.00	Thule Touring 200		FlexConnect folding table	£74.00
Rubber mats (set of 2 - front)	£38.00	Thule Square Bar Adapter	£36.00	(400 litre / 1720 x 820 x 450mm)	£330.00	FlexConnect iPad Mini cradle	£105.00
Splash Guards – Rear (fitted) – Life only	£50.00	<b>Roof carriers (requires base carrier)</b>		Thule Touring 780		FlexConnect iPad (1-4) cradle	£113.00
Front parking sensors	£203.00	Bike roof carrier – Thule Freeride 532	£76.00	(420 litre / 1960 x 780 x 430mm)	£370.00	FlexConnect iPad Air cradle	£112.00
Rear parking sensors	£245.00	Surf board roof carrier – Thule 833	£80.00	<b>Soft roof boxes (requires base carrier)</b>		FlexConnect Samsung Galaxy cradle	£102.00
Hard Cargo Liner – Life only	£55.00	Kayak roof carrier – Thule 837	£168.00	Thule Ranger 90			
		Ski roof carrier (400mm wide)		(280 litre / 1100 x 800 x 400mm)	£285.00	<b>CHILD SEATS<sup>1</sup> – LIFE ONLY</b>	
		– Thule Deluxe 726	£141.00			BABY-SAFE <sup>2</sup> – 0-13kg/birth to 15 months	£135.00
		Ski roof carrier (600mm wide)				– ISOFIX base	£234.00
		– Thule 739	£205.00			DUO ISOFIX <sup>2</sup> – 9-18kg/9 months to 4 years with top tether kit	£358.00
						KID <sup>2</sup> – 15-36kg or 4 to 12 years	£162.00

**Please note:** Prices are including VAT. Excludes fitting and painting where applicable.

1 = Restrictions apply to the use of child seats, please consult your Vauxhall Retailer or request a copy of the Child seats brochure. 2 = Without transponder.

# VIVARO ACCESSORIES

	Total (exc. VAT)
<b>SAFETY</b>	
Safety pack – first aid kit, warning triangle, hi-visibility vest	£30.00
First aid kit	£12.00
Warning triangle	£15.00
Hi-visibility vest	£7.00
Fire extinguisher – 2kg	£31.00
Temporary tyre inflation kit	£125.00

<b>PRACTICAL</b>	
Spare bulb kit	£33.00
Stretch tow rope – 3 tonne	£29.00

<b>SECURITY</b>	
Security alarm system	£307.00
Rear window grilles for rear doors, not tailgate	£193.00

<b>PROTECTION – LOAD AREA</b>	
Plywood floor panel	from £255.00
Plywood side panel	from £277.00

<b>PROTECTION – EXTERIOR</b>	
Mudflaps – set of four	£106.00
Protective wheel arch mouldings	from £91.00

	Total (exc. VAT)
<b>ROOF CARRIER SYSTEM</b>	
Base carrier	
– H1 aluminium	£133.00
– H2 aluminium	£162.00
– H1 steel (black)	£153.00
– H2 steel (black)	£153.00
L1 H1	
– roof rack tray	from £844.00
– walkway	from £219.00
L2 H1	
– roof rack tray	from £737.00
– walkway	from £257.00
L1 H2	
– roof rack tray	from £628.00
– walkway	from £219.00
L2 H2	
– roof rack tray	from £672.00
– walkway	from £252.00

<b>TOWING<sup>1</sup></b>	
Fixed tow bar with 7-pin electrics	£652.80
Fixed heavy-duty tow bar with 7-pin electrics	£699.45
Removable tow bar with 7-pin electrics	£865.00
Fixed tow bar with 13-pin electrics	£682.80
Fixed heavy-duty tow bar with 13-pin electrics	£729.45
Removable tow bar with 13-pin electrics	£895.00

<sup>1</sup> = Prices for standard vehicles only.

**Please note:**

Prices shown are fully fitted and painted where applicable.

All prices are exclusive of VAT.

It is advisable to ensure your insurance policy is adequate to cover additional fitted accessories.

Prices correct at time of publication.

# MOVANO ACCESSORIES

	Total (exc. VAT)
<b>SAFETY</b>	
Safety pack – first aid kit, warning triangle, hi-visibility vest	£30.00
First aid kit	£12.00
Warning triangle	£15.00
Hi-visibility vest	£7.00
<b>PRACTICAL</b>	
Spare bulb kit	£33.00
Stretch tow rope – 3 tonne	£29.00
Smoker Pack	£61.00
<b>SECURITY</b>	
Steering wheel security bar	£79.00
Rear window grilles – H1, H2, H3	£144.00
Side sliding door (right) window grille – L2, L3, L4	£144.00
Side sliding door (left) window grille – L2, L3, L4	£144.00
<b>PROTECTION</b>	
Carpet front floor mat	£54.00
Seat covers – standard (all models)	from £148.00
Seat covers – premium (all models)	£166.00
Mudflaps – set of four – L1/L2	from £106.00
Rear parking distance sensor (4 sensors)	£263.00
Rear-view camera	£303.00

	Total (exc. VAT)
<b>ROOF CARRIER SYSTEM</b>	
Base carrier	
– H1	£287.00
– H2	£289.00
L1 H1	
– Aluminium roof rack including roller	£927.00
– Steel walkway	£322.00
L1 H2	
– Aluminium roof rack including roller	£927.00
– Steel walkway	£322.00
L2 H2	
– Aluminium roof rack including roller	£1040.00
– Steel walkway	£278.00
L3 H2	
– Aluminium roof rack including roller	£1032.00
– Steel walkway	£319.00
L4 H2	
– Aluminium roof rack including roller	£1026.00
– Steel walkway	£316.00
<b>TOWING</b>	
Flange tow bar with 13-pin electrics	from £551.57

**Please note:**

Prices shown are fully fitted and painted where applicable.

All prices are exclusive of VAT.

It is advisable to ensure your insurance policy is adequate to cover additional fitted accessories.

Prices correct at time of publication.

## FOR MORE PRODUCT INFORMATION

For a brochure on any Vauxhall model (up to a maximum of three per caller) or location of your nearest Vauxhall Retailer please call **0345 600 1500**. Alternatively, details can be found on our website at [www.vauxhall.co.uk](http://www.vauxhall.co.uk)

## JOIN US ONLINE:



Privacy Policy – For full details please visit: [vauxhall.co.uk/privacy](http://vauxhall.co.uk/privacy)

Some feature descriptions in this guide may refer to, and some illustrations may show, optional equipment not included in the standard delivery. The information contained in this guide was accurate at the time of publication. We reserve the right to make changes in design and equipment. The colours in this guide are only approximate actual colours. Illustrated optional equipment is available at extra charge. Availability, technical features and equipment provided on our vehicles can vary by model. For precise information on the equipment provided on our vehicles, please contact your local Vauxhall Retailer.

# VAUXHALL

[vauxhall.co.uk](http://vauxhall.co.uk)

©2018 Vauxhall Motors Limited

Published 3 September 2018 (Amended 5 October 2018) Vauxhall Motors Limited